

Houston Pilots Forecast Package



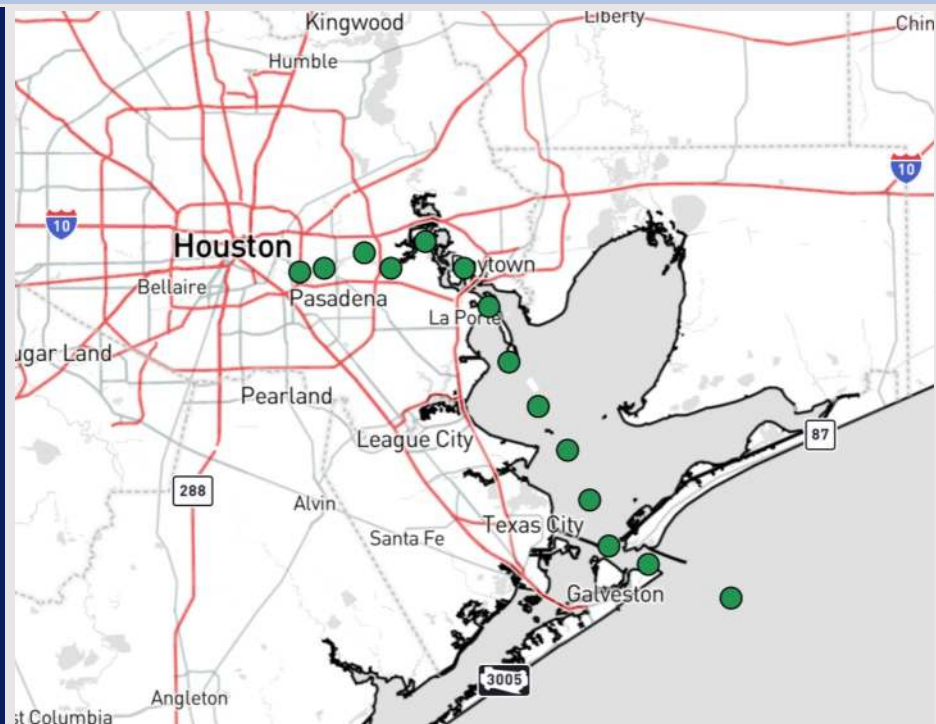
Updated: 11:15 PM CT

Thursday, April 10, 2025

Forecaster: Tyler Riggles

Weather Headlines

- Dry conditions and calmer winds are favored the next 7 days.
- Not currently favoring any fog concerns over the next few days.



Current Radar: 11:15 PM CT

As always, please do not hesitate to reach out to us with any forecast questions at **(317)-560-8122**. Press **1** for forecast questions.

You can also access real-time forecast updates and 24/7 meteorological chat assistance on your **Clarity** app. Click [here](#) for login assistance.



Houston Pilots Visibility Chart (miles)



Visibility	Fri 1 am	Fri 2 am	Fri 3 am	Fri 4 am	Fri 5 am	Fri 6 am	Fri 7 am	Fri 8 am	Fri 9 am	Fri 10 am	Fri 11 am	Fri 12 pm	Fri 1 pm	Fri 2 pm	Fri 3 pm	Fri 4 pm	Fri 5 pm	Fri 6 pm	Fri 7 pm	Fri 8 pm	Fri 9 pm	Fri 10 pm	Fri 11 pm	Sat 12 am
Houston Pilots N - 610 Bridge	10	10	10	10	10	10	10	10	10	10	10	10	10	10	10	10	10	10	10	10	10	10	10	10
Houston Pilots M - Kinder 1	10	10	10	10	10	10	10	10	10	10	10	10	10	10	10	10	10	10	10	10	10	10	10	10
Houston Pilots L - Greens Bayou	10	10	10	10	10	10	10	10	10	10	10	10	10	10	10	10	10	10	10	10	10	10	10	10
Houston Pilots K - Shell Crude	10	10	10	10	10	10	10	10	10	10	10	10	10	10	10	10	10	10	10	10	10	10	10	10
Houston Pilots J - Lynchburg Ferries	10	10	10	10	10	10	10	10	10	10	10	10	10	10	10	10	10	10	10	10	10	10	10	10
Houston Pilots I - Exxon 3	10	10	10	10	10	10	10	10	10	10	10	10	10	10	10	10	10	10	10	10	10	10	10	10
Houston Pilots H - Morgans Point	10	10	10	10	10	10	10	10	10	10	10	10	10	10	10	10	10	10	10	10	10	10	10	10
Houston Pilots G - 75/76	10	10	10	10	10	10	10	10	7.9	10	10	10	10	10	10	10	10	10	10	10	10	10	10	10
Houston Pilots F - 63/64	10	10	10	10	10	10	10	10	7.9	10	10	10	10	10	10	10	10	10	10	10	10	10	10	10
Houston Pilots E - 51/52	10	10	10	10	10	10	10	10	7.9	10	10	10	10	10	10	10	10	10	10	10	10	10	10	10
Houston Pilots D - 37/38	10	10	10	10	10	10	10	10	7.9	10	10	10	10	10	10	10	10	10	10	10	10	10	10	10
Houston Pilots C - 25/26	10	10	10	10	10	10	10	10	7.9	10	10	10	10	10	10	10	10	10	10	10	10	10	10	10
Houston Pilots B - 11/12	10	10	10	10	10	10	10	10	7.9	10	10	10	10	10	10	10	10	10	10	10	10	10	10	10
Houston Pilots A - 1 & 2 Bravo	10	10	10	10	10	10	10	10	7.9	10	10	10	10	10	10	10	10	10	10	10	10	10	10	10

NOTE: This is automated data that may/may not agree with the official BAM thinking that’s found on the daily slides or special visibility report slides. This data should be used as a guide only

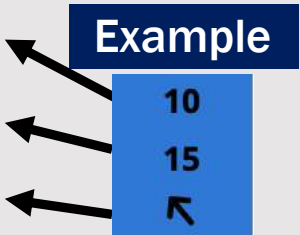
Houston Pilots Wind Chart



Sustained Wind 10 Knots

Gusts 15 Knots

Wind from the SE



Wind	Fri 1 am	Fri 2 am	Fri 3 am	Fri 4 am	Fri 5 am	Fri 6 am	Fri 7 am	Fri 8 am	Fri 9 am	Fri 10 am	Fri 11 am	Fri 12 pm	Fri 1 pm	Fri 2 pm	Fri 3 pm	Fri 4 pm	Fri 5 pm	Fri 6 pm	Fri 7 pm	Fri 8 pm	Fri 9 pm	Fri 10 pm	Fri 11 pm	Sat 12 am
Houston Pilots N - 610 Bridge	5	3	3	3	3	3	3	3	3	5	6	6	6	7	7	8	8	8	8	8	6	6	5	5
	9	8	7	7	7	7	7	7	8	9	10	12	13	14	14	14	15	16	16	15	13	10	9	8
	↗	↗	↗	↗	→	→	↘	↘	↘	↘	↘	↘	↘	↘	↘	↘	↘	↘	↘	↘	↘	↘	↘	↘
Houston Pilots M - Kinder 1	5	3	3	3	3	3	3	3	3	5	6	6	6	7	7	8	8	8	8	8	6	6	5	5
	9	8	7	7	7	7	7	7	8	9	10	10	13	14	14	14	15	16	15	15	13	10	9	8
	↗	↗	↗	↗	→	→	↘	↘	↘	↘	↘	↘	↘	↘	↘	↘	↘	↘	↘	↘	↘	↘	↘	↘
Houston Pilots L - Greens Bayou	5	3	3	3	3	3	3	3	3	5	6	6	6	6	7	7	8	8	8	7	6	6	5	5
	9	8	7	7	7	7	7	7	8	9	10	12	13	14	14	14	15	15	15	14	12	10	9	8
	↗	↗	↗	↗	→	→	↘	↘	↘	↘	↘	↘	↘	↘	↘	↘	↘	↘	↘	↘	↘	↘	↘	↘
Houston Pilots K - Shell Crude	5	3	3	3	3	3	3	3	3	5	6	6	6	6	7	7	8	8	8	7	6	6	5	3
	9	8	7	7	7	7	7	7	8	9	10	10	13	13	14	14	15	15	15	14	12	10	9	8
	↗	↗	↗	↗	→	→	↘	↘	↘	↘	↘	↘	↘	↘	↘	↘	↘	↘	↘	↘	↘	↘	↘	↘
Houston Pilots J - Lynchburg Ferries	5	3	3	3	3	3	3	3	3	5	6	6	6	6	7	7	8	8	7	7	6	5	5	3
	9	8	7	7	7	6	7	7	8	9	10	10	13	13	13	14	15	15	15	14	12	9	8	8
	↗	↗	↗	↗	→	→	↘	↘	↘	↘	↘	↘	↘	↘	↘	↘	↘	↘	↘	↘	↘	↘	↘	↘
Houston Pilots I - Exxon 3	7	6	6	5	5	5	5	5	6	6	6	6	7	7	8	8	8	9	9	9	8	7	6	6
	10	9	8	8	7	8	8	8	9	9	10	12	13	13	14	14	15	15	15	14	12	10	9	9
	↗	↗	↗	→	→	↘	↘	↘	↘	↘	↘	↘	↘	↘	↘	↘	↘	↘	↘	↘	↘	↘	↘	↘
Houston Pilots H - Morgans Point	7	6	6	5	5	5	5	5	6	6	6	6	6	7	7	8	8	8	8	8	8	7	6	6
	10	9	9	8	8	8	8	8	9	9	10	12	13	13	13	14	15	15	15	14	12	10	9	9
	↗	↗	↗	→	→	↘	↘	↘	↘	↘	↘	↘	↘	↘	↘	↘	↘	↘	↘	↘	↘	↘	↘	↘
Houston Pilots G - 75/76	8	8	7	6	6	6	6	6	6	7	7	7	7	7	7	7	8	8	9	9	8	8	7	7
	13	12	10	9	9	9	9	9	10	10	12	12	13	14	14	14	15	15	15	15	13	12	10	10
	↗	↗	↗	→	→	→	↘	↘	↘	↘	↘	↘	↘	↘	↘	↘	↘	↘	↘	↘	↘	↘	↘	↘
Houston Pilots F - 63/64	8	8	7	7	7	6	7	7	7	7	8	7	7	7	7	7	8	8	8	9	8	8	7	7
	13	12	12	10	9	10	10	10	10	10	12	12	13	13	13	13	14	15	15	15	13	12	12	10
	↗	↗	↗	→	→	→	↘	↘	↘	↘	↘	↘	↘	↘	↘	↘	↘	↘	↘	↘	↘	↘	↘	↘
Houston Pilots E - 51/52	8	8	8	7	7	7	7	7	7	7	8	8	7	7	6	7	7	8	8	9	8	8	7	7
	13	13	12	10	10	10	10	10	10	12	12	12	13	12	13	13	13	13	14	14	12	12	12	10
	↗	↗	↗	→	→	→	↘	↘	↘	↘	↘	↘	↘	↘	↘	↘	↘	↘	↘	↘	↘	↘	↘	↘
Houston Pilots D - 37/38	8	8	8	7	7	7	7	7	7	7	8	8	7	6	6	6	6	7	8	8	8	7	7	7
	13	13	12	10	10	10	10	10	10	12	12	12	13	12	13	13	12	13	13	13	12	12	10	10
	↗	↗	↗	→	→	→	↘	↘	↘	↘	↘	↘	↘	↘	↘	↘	↘	↘	↘	↘	↘	↘	↘	↘
Houston Pilots C - 25/26	8	8	8	7	7	7	7	7	7	7	8	8	7	6	6	6	6	7	8	8	8	7	7	7
	13	13	12	10	10	10	10	10	12	12	12	12	12	12	12	12	12	12	12	12	13	10	10	10
	↗	↗	↗	→	→	→	↘	↘	↘	↘	↘	↘	↘	↘	↘	↘	↘	↘	↘	↘	↘	↘	↘	↘
Houston Pilots B - 11/12	8	8	7	7	6	6	7	7	7	7	8	7	7	6	6	6	6	6	7	7	7	6	6	6
	13	13	12	12	10	10	10	10	12	12	12	10	12	10	10	10	9	10	10	10	12	10	10	10
	↗	↗	↗	↗	→	→	↘	↘	↘	↘	↘	↘	↘	↘	↘	↘	↘	↘	↘	↘	↘	↘	↘	↘
Houston Pilots A - 1 & 2 Bravo	9	9	9	8	8	8	8	8	9	8	8	8	7	6	6	6	6	6	7	8	8	8	8	8
	14	14	14	13	13	13	13	14	14	13	13	12	12	9	9	9	9	10	12	12	12	12	12	12
	↗	↗	↗	↗	→	→	↘	↘	↘	↘	↘	↘	↘	↘	↘	↘	↘	↘	↘	↘	↘	↘	↘	↘

NOTE: This is automated data that may/may not agree with the official BAM thinking that's found on the daily slides.
This data should be used as a guide only.

Forecast Discussion

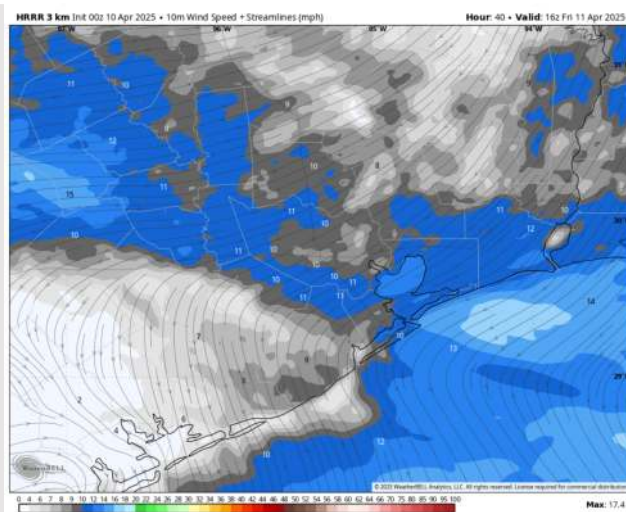
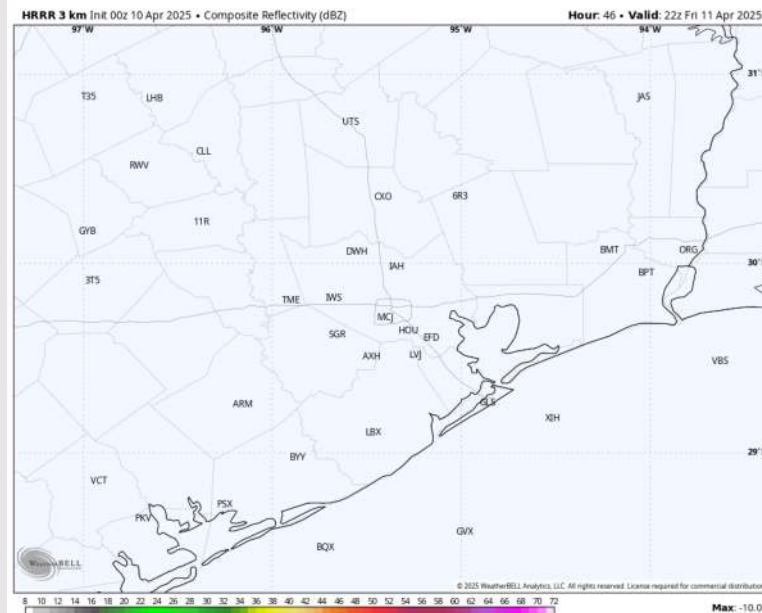
Precip: Favoring dry conditions for today.

Wind: Winds will be rotating clockwise after 12 AM and will settle out of the N/NW by 8 AM. Winds will become variable in direction for Stations S of 63/64 after 1 PM. **N of Morgan's Point:** Winds will be at 3 – 8 kts for today. **S of Morgan's Point:** Winds will be 8-13 kts through 10 AM, decreasing to 3 – 8 kts through 10 PM before returning to 8 - 13 kts. An occasional gust near 18 kts will be possible.

High Temps: **N of Morgan's Point:** Mid 80s F. **S of Morgan's Point:** Low 80s / High 70s F.

Visibility: Monitoring a 10-20% non-sea fog chance for stations N of Morgan's Point between 3 – 9 AM FRI. That said, fog is not favored as its expected to remain W of Houston/Galveston.

Precip Image: 12 PM CT



Wind Speed:
11 AM CT



High Temps
Today

Houston Pilots: SAT. 4/12/2025

Forecast Discussion

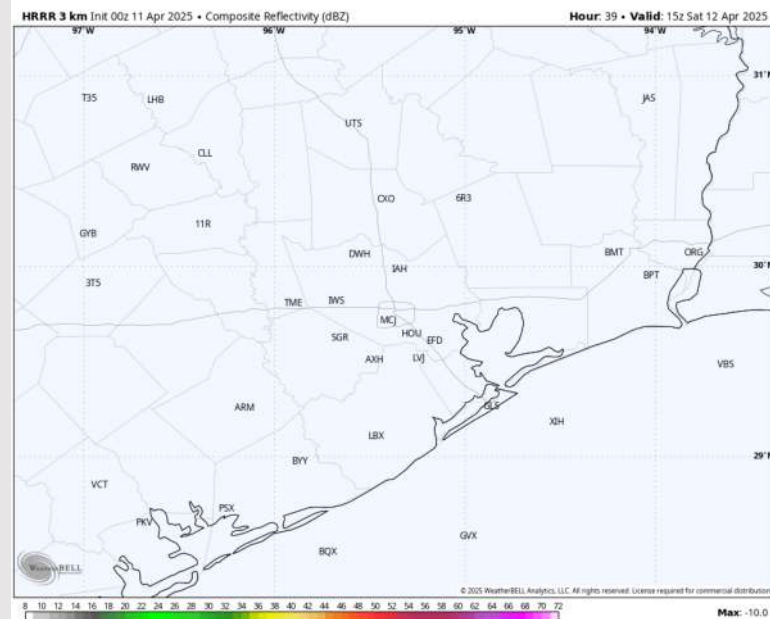
Precip: Favoring dry conditions for Saturday.

Wind: Winds will be out of the N/NE through 5 AM, veering clockwise after that time and settling out of the S/SE after 1 PM. **N of Morgan's Point:** Winds will be at 4 - 9 kts for all of Saturday. **S of Morgan's Point:** Winds will 8 - 13 kts for all of Saturday.

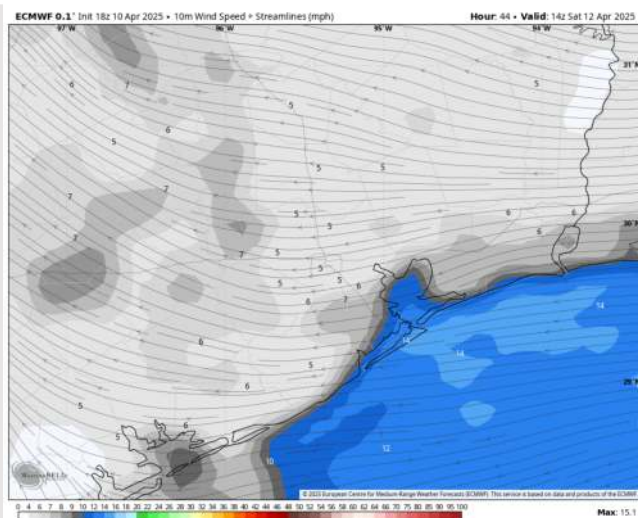
High Temps: **N of Morgan's Point:** Low 80s F. **S of Morgan's Point:** Mid-High 70s F.

Visibility: No fog concerns for Saturday.

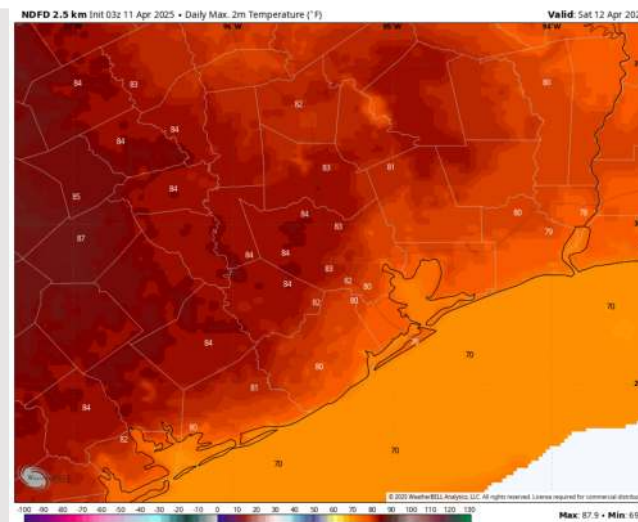
Precip Image: 10 AM CT



Wind Speed
1 PM CT



High Temps
Saturday



Houston Pilots: SUN. 4/13/2025

Forecast Discussion

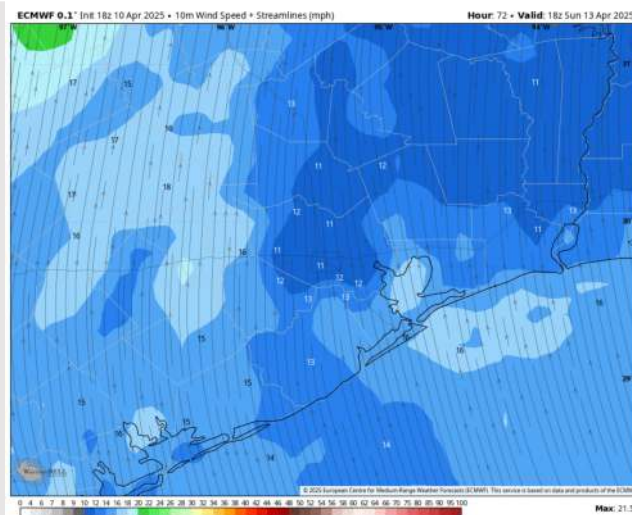
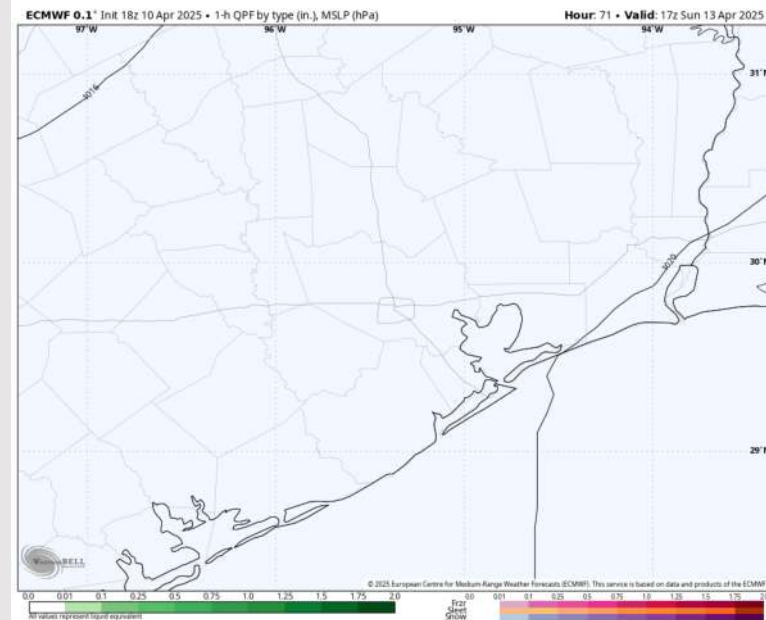
Precip: Dry conditions are favored for Sunday.

Wind: Winds will be out of the SSE throughout the day. **N of Morgan's Point:** Winds will be at 4 – 9 kts for Sunday. **S of Morgan's Point:** Winds will be at 7 – 12 kts through 10 AM, before increasing slightly to 9 – 14 kts. **Gusts of 20 – 25 kts will be possible for Stations N of Morgan's Point between 10 AM and 7 PM.**

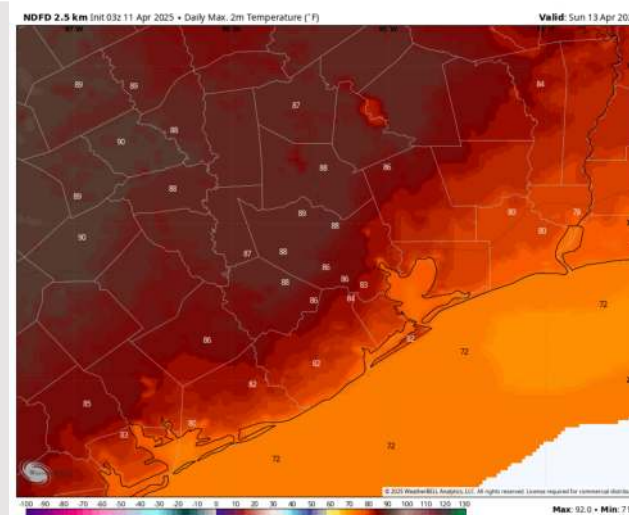
High Temps: **N of Morgan's Point:** Mid 80s F. **S of Morgan's Point:** Low 80s F.

Visibility: No fog concerns for Sunday.

Precip Image: 12 PM CT



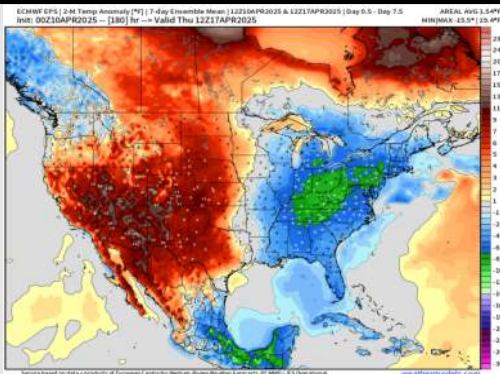
Wind Speed:
1 PM CT



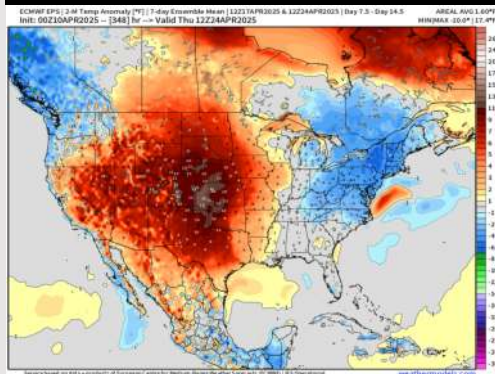
High Temps
Sunday

Houston Pilots: 4/11/25

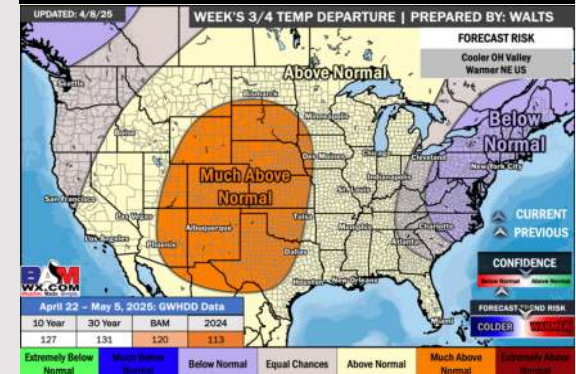
Next 7 Day Temperature Departure



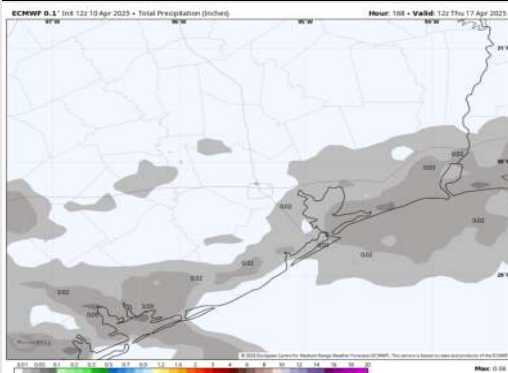
8-14 Day Temperature Departure



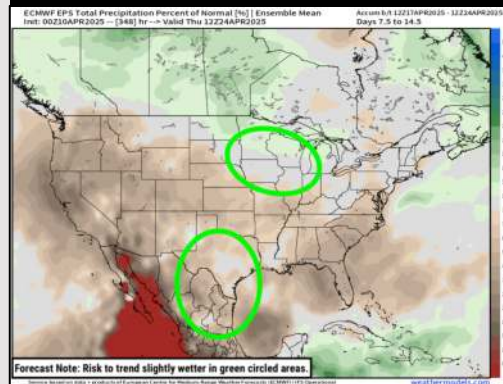
15-30 Day Temperature Departure



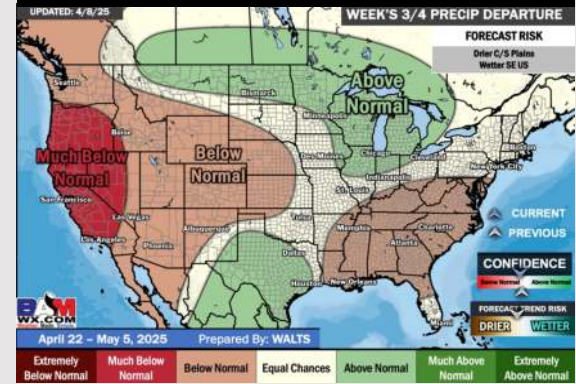
Next 7 Day Total Precipitation



8-14 Day % of Average Precip.



15-30 Day % of Average Precip.



- Temps are expected to be slightly above normal the next 7 days. Favoring mostly dry conditions over the next few days with rain working in mid next week.
- Above normal temps and near normal rainfall is favored 8 - 14 days from now.
- Above normal temperatures and slightly above normal precipitation is favored for the April 22 - May 5th timeframe.