

Houston Pilots Forecast Package



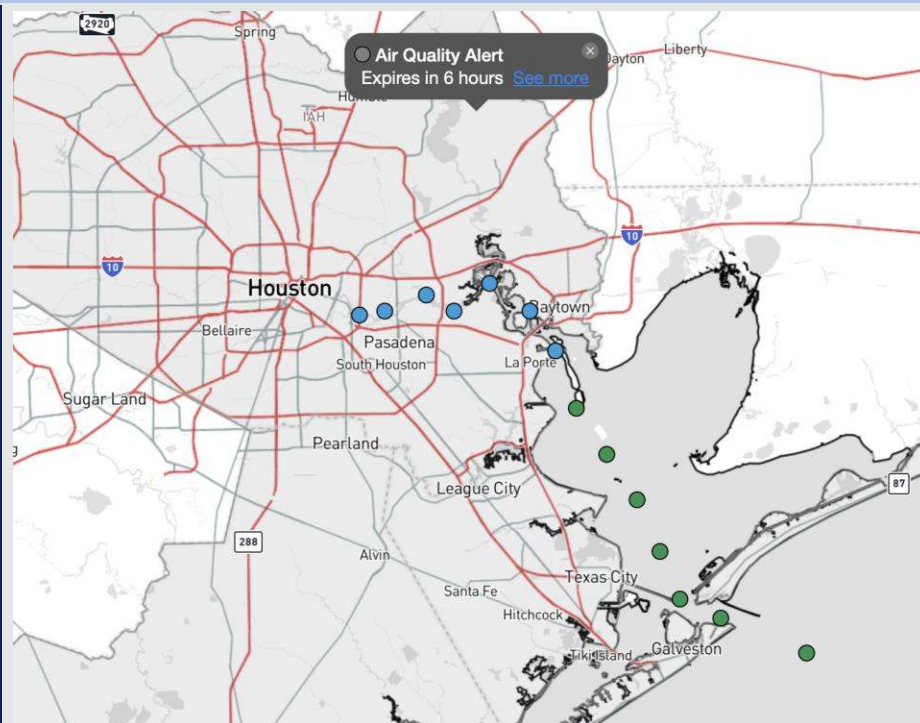
Updated: 1:30 PM CT

Thursday, April 10, 2025

Forecaster: Alyssa Elliott

Weather Headlines

- Dry conditions and calmer winds are favored the next 7 days.
- Not currently favoring any fog concerns over the next few days.



Current Radar: 1:10 PM CT

As always, please do not hesitate to reach out to us with any forecast questions at **(317)-560-8122**. Press **1** for forecast questions.

You can also access real-time forecast updates and 24/7 meteorological chat assistance on your **Clarity** app. Click [here](#) for login assistance.



Houston Pilots Visibility Chart (miles)



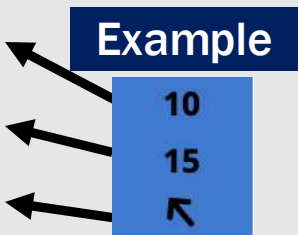
Visibility	Thu 3 pm	Thu 4 pm	Thu 5 pm	Thu 6 pm	Thu 7 pm	Thu 8 pm	Thu 9 pm	Thu 10 pm	Thu 11 pm	Fri 12 am	Fri 1 am	Fri 2 am	Fri 3 am	Fri 4 am	Fri 5 am	Fri 6 am	Fri 7 am	Fri 8 am	Fri 9 am	Fri 10 am	Fri 11 am	Fri 12 pm	Fri 1 pm	Fri 2 pm
Houston Pilots N - 610 Bridge	10	10	10	10	10	10	10	10	10	10	10	10	10	10	9	10	10	10	10	10	10	10	10	10
Houston Pilots M - Kinder 1	10	10	10	10	10	10	10	10	10	10	10	10	10	10	9	10	10	10	10	10	10	10	10	10
Houston Pilots L - Greens Bayou	10	10	10	10	10	10	10	10	10	10	10	10	10	10	9	10	10	10	10	10	10	10	10	10
Houston Pilots K - Shell Crude	10	10	10	10	10	10	10	10	10	10	10	10	10	10	9	10	10	10	10	10	10	10	10	10
Houston Pilots J - Lynchburg Ferries	10	10	10	10	10	10	10	10	10	10	10	10	10	10	9	10	10	10	10	10	10	10	10	10
Houston Pilots I - Exxon 3	10	10	10	10	10	10	10	10	10	10	10	10	10	10	9	10	10	10	10	10	10	10	10	10
Houston Pilots H - Morgans Point	10	10	10	10	10	10	10	10	10	10	10	10	10	10	9	10	10	10	10	10	10	10	10	10
Houston Pilots G - 75/76	10	10	10	10	10	10	10	10	10	10	10	10	10	10	10	10	10	10	10	10	10	10	10	10
Houston Pilots F - 63/64	10	10	10	10	10	10	10	10	10	10	10	10	10	10	10	10	10	10	10	10	10	10	10	10
Houston Pilots E - 51/52	10	10	10	10	10	10	10	10	10	10	10	10	10	10	10	10	10	10	10	10	10	10	10	10
Houston Pilots D - 37/38	10	10	10	10	10	10	10	10	10	10	10	10	10	10	10	10	10	10	10	10	10	10	10	10
Houston Pilots C - 25/26	10	10	10	10	10	10	10	10	10	10	10	10	10	10	10	10	10	10	10	10	10	10	10	10
Houston Pilots B - 11/12	10	10	10	10	10	10	10	10	10	10	10	10	10	10	10	10	10	10	10	10	10	10	10	10
Houston Pilots A - 1 & 2 Bravo	10	10	10	10	10	10	10	10	10	10	10	10	10	10	10	10	10	10	6.9	9	10	10	10	10

NOTE: This is automated data that may/may not agree with the official BAM thinking that’s found on the daily slides or special visibility report slides. This data should be used as a guide only

Houston Pilots Wind Chart



Sustained Wind 10 Knots
Gusts 15 Knots
Wind from the SE



Wind	Thu 3 pm	Thu 4 pm	Thu 5 pm	Thu 6 pm	Thu 7 pm	Thu 8 pm	Thu 9 pm	Thu 10 pm	Thu 11 pm	Fri 12 am	Fri 1 am	Fri 2 am	Fri 3 am	Fri 4 am	Fri 5 am	Fri 6 am	Fri 7 am	Fri 8 am	Fri 9 am	Fri 10 am	Fri 11 am	Fri 12 pm	Fri 1 pm	Fri 2 pm
Houston Pilots N - 610 Bridge	6 13 ↑	7 14 ↑	8 14 ↑	8 16 ↑	9 17 ↑	9 18 ↑	8 16 ↑	8 15 ↑	7 14 ↑	6 12 ↑	5 9 ↑	3 8 ↑	3 7 ↑	3 7 →	3 7 →	3 7 →	3 8 ↓	3 8 ↓	3 8 ↓	5 9 ↓	6 10 ↓	6 12 ↓	6 13 ↓	7 13 ↓
Houston Pilots M - Kinder 1	6 13 ↑	7 14 ↑	8 14 ↑	8 16 ↑	9 17 ↑	9 18 ↑	8 16 ↑	8 15 ↑	7 14 ↑	6 12 ↑	5 9 ↑	3 8 ↑	3 7 ↑	3 7 →	3 7 →	3 7 →	3 8 ↓	3 8 ↓	3 8 ↓	5 9 ↓	6 10 ↓	6 12 ↓	6 13 ↓	7 13 ↓
Houston Pilots L - Greens Bayou	7 13 ↑	7 15 ↑	8 15 ↑	8 16 ↑	9 17 ↑	9 18 ↑	8 16 ↑	8 15 ↑	7 13 ↑	6 12 ↑	5 9 ↑	3 8 ↑	3 7 ↑	3 7 →	3 7 →	3 7 →	3 8 ↓	3 8 ↓	3 8 ↓	5 9 ↓	6 10 ↓	6 12 ↓	6 13 ↓	6 13 ↓
Houston Pilots K - Shell Crude	7 13 ↑	8 15 ↑	8 16 ↑	9 17 ↑	9 17 ↑	9 18 ↑	8 16 ↑	8 15 ↑	7 13 ↑	6 12 ↑	5 9 ↑	3 8 ↑	3 7 ↑	3 7 →	3 7 →	3 7 →	3 8 ↓	3 8 ↓	3 8 ↓	5 9 ↓	6 10 ↓	6 10 ↓	6 13 ↓	6 13 ↓
Houston Pilots J - Lynchburg Ferries	7 13 ↑	8 15 ↑	8 16 ↑	9 17 ↑	9 18 ↑	9 18 ↑	8 16 ↑	8 15 ↑	6 13 ↑	6 10 ↑	5 9 ↑	3 7 ↑	3 7 ↑	3 7 →	3 7 →	3 7 →	3 8 ↓	3 8 ↓	3 8 ↓	5 9 ↓	6 10 ↓	6 10 ↓	6 13 ↓	6 13 ↓
Houston Pilots I - Exxon 3	8 15 ↑	9 16 ↑	10 18 ↑	12 20 ↑	13 20 ↑	13 20 ↑	12 18 ↑	10 16 ↑	9 14 ↑	8 13 ↑	7 10 ↑	6 9 ↑	6 8 ↑	6 8 →	6 8 →	6 8 →	6 9 ↓	6 9 ↓	6 9 ↓	6 9 ↓	6 10 ↓	7 12 ↓	7 13 ↓	7 13 ↓
Houston Pilots H - Morgans Point	8 15 ↑	9 16 ↑	10 18 ↑	12 20 ↑	13 20 ↑	13 20 ↑	12 18 ↑	10 16 ↑	9 14 ↑	8 13 ↑	7 10 ↑	6 9 ↑	6 8 ↑	6 8 →	6 8 →	6 9 ↓	6 9 ↓	6 9 ↓	6 9 ↓	6 9 ↓	6 10 ↓	6 12 ↓	6 13 ↓	7 13 ↓
Houston Pilots G - 75/76	10 17 ↑	12 18 ↑	13 20 ↑	13 22 ↑	14 22 ↑	14 21 ↑	13 20 ↑	12 17 ↑	10 16 ↑	9 14 ↑	8 13 ↑	8 12 ↑	7 10 ↑	7 10 →	7 9 →	7 10 →	7 10 ↓	7 10 ↓	7 10 ↓	7 10 ↓	8 12 ↓	7 12 ↓	7 13 ↓	7 13 ↓
Houston Pilots F - 63/64	10 16 ↑	12 18 ↑	13 20 ↑	13 21 ↑	14 21 ↑	14 21 ↑	13 20 ↑	12 17 ↑	10 16 ↑	10 15 ↑	8 13 ↑	8 12 ↑	8 12 ↑	7 10 →	7 10 →	7 10 →	7 12 ↓	8 12 ↓	8 12 ↓	8 12 ↓	8 12 ↓	7 12 ↓	7 13 ↓	7 13 ↓
Houston Pilots E - 51/52	10 17 ↑	12 18 ↑	12 20 ↑	13 21 ↑	13 21 ↑	14 20 ↑	13 18 ↑	12 17 ↑	10 16 ↑	10 15 ↑	9 14 ↑	8 13 ↑	8 12 ↑	8 12 ↑	8 10 →	8 12 ↓	8 12 ↓	8 12 ↓	8 12 ↓	8 12 ↓	8 13 ↓	8 12 ↓	7 13 ↓	7 12 ↓
Houston Pilots D - 37/38	10 17 ↑	12 18 ↑	12 20 ↑	13 20 ↑	13 20 ↑	13 20 ↑	13 18 ↑	12 17 ↑	10 16 ↑	10 15 ↑	9 14 ↑	8 13 ↑	8 12 ↑	8 12 ↑	8 10 →	8 12 ↓	8 12 ↓	8 12 ↓	8 12 ↓	8 12 ↓	8 13 ↓	8 13 ↓	7 13 ↓	7 12 ↓
Houston Pilots C - 25/26	10 16 ↑	12 17 ↑	12 18 ↑	13 18 ↑	13 18 ↑	13 20 ↑	12 17 ↑	10 16 ↑	10 16 ↑	9 15 ↑	9 14 ↑	8 13 ↑	8 12 ↑	8 12 ↑	8 12 ↑	8 12 ↑	8 13 ↓	8 13 ↓	8 13 ↓	8 12 ↓	8 13 ↓	8 12 ↓	7 13 ↓	6 12 ↓
Houston Pilots B - 11/12	10 15 ↑	10 16 ↑	10 17 ↑	12 17 ↑	12 17 ↑	12 17 ↑	10 16 ↑	10 16 ↑	9 15 ↑	8 14 ↑	8 14 ↑	8 13 ↑	8 13 ↑	7 12 ↑	7 12 ↑	7 12 ↑	7 13 ↓	8 13 ↓	8 13 ↓	8 12 ↓	8 12 ↓	8 12 ↓	7 12 ↓	6 10 ↓
Houston Pilots A - 1 & 2 Bravo	9 14 ↑	9 15 ↑	10 16 ↑	10 16 ↑	12 17 ↑	12 17 ↑	12 17 ↑	12 17 ↑	10 16 ↑	10 15 ↑	10 15 ↑	10 15 ↑	9 14 ↑	9 14 ↑	9 14 ↑	9 14 ↑	9 14 ↑	10 15 ↓	9 14 ↓	9 14 ↓	8 14 ↓	8 13 ↓	7 12 ↓	6 9 ↓

NOTE: This is automated data that may/may not agree with the official BAM thinking that's found on the daily slides.
This data should be used as a guide only.

Houston Pilots: THU. 4/10/2025

Forecast Discussion

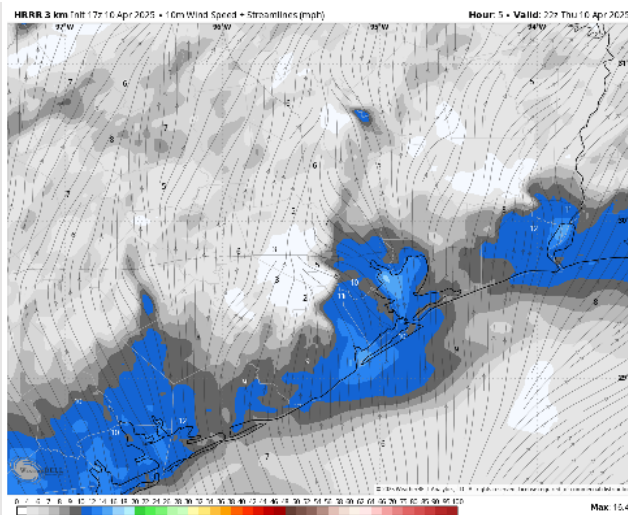
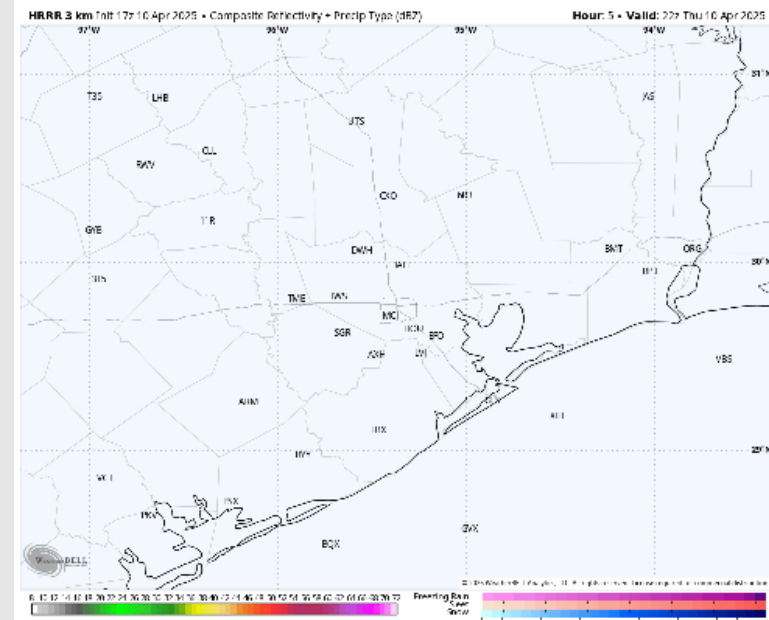
Precip: Dry conditions are favored for the PM.

Wind: Winds will be out of the SSW throughout the day. **N of Morgan's Point:** Winds will be at 3 – 8 kts for all of today. **S of Morgan's Point:** Winds will be at 13 – 18 kts for rest of today.

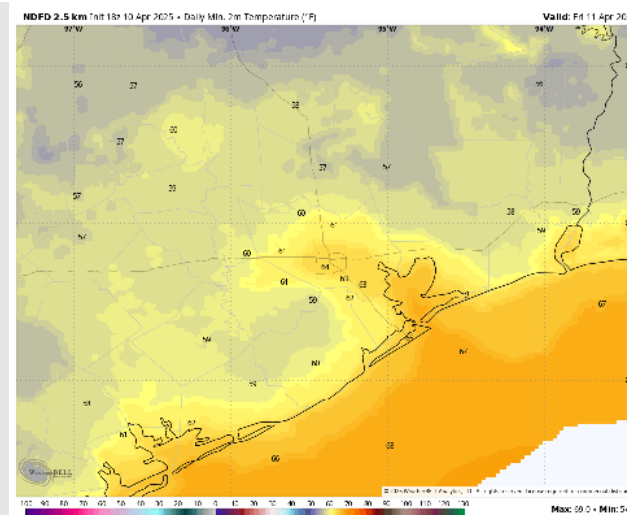
Low Temps: **N of Morgan's Point:** Low 60s F. **S of Morgan's Point:** Mid 60s F.

Visibility: No fog concerns for the PM.

Precip Image: 5 PM CT



Wind Speed:
5 PM CT



Low Temps
FRI AM

Houston Pilots: FRI. 4/11/2025

Forecast Discussion

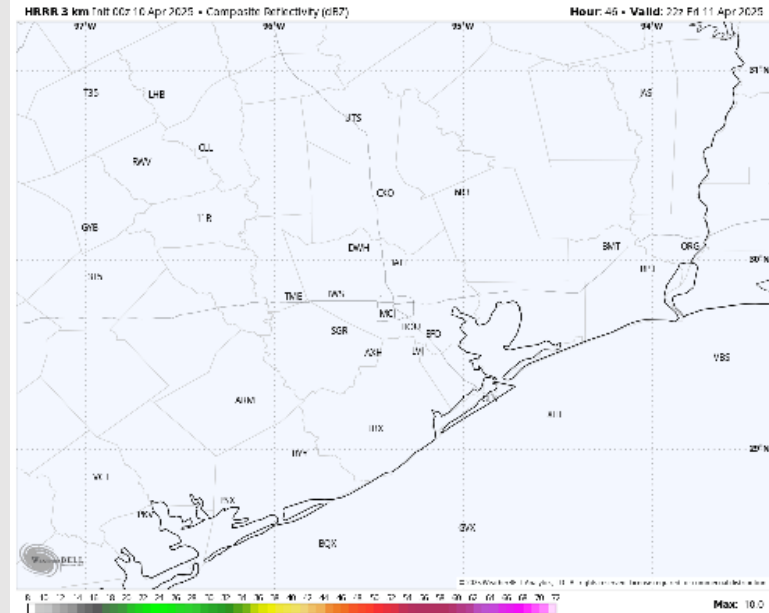
Precip: Favoring dry conditions for Friday

Wind: Winds will start out of the SW/W before veering to out of the N/NE after 1PM, remaining there for the rest of the day. **N of Morgan's Point:** Winds will be at 3 – 8 kts for all of Friday. **S of Morgan's Point:** Winds will be 8-13 kts for all of Friday. An occasional gusts near 18 kts will be possible.

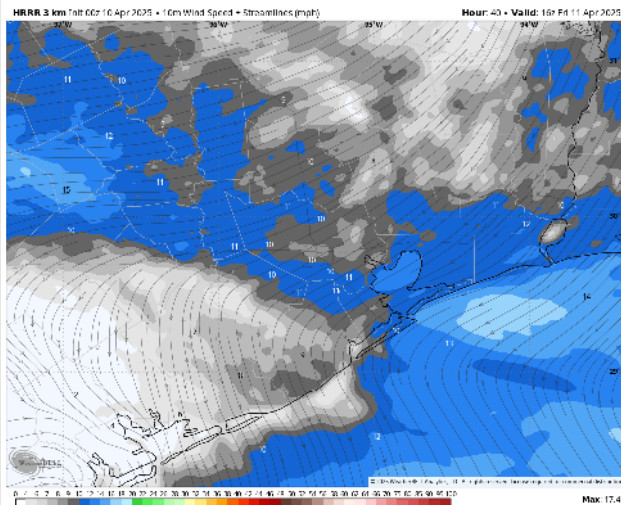
High Temps: **N of Morgan's Point:** Low-Mid 80s F. **S of Morgan's Point:** Mid 70s F.

Visibility: Monitoring a 10-20% non-sea fog chance for stations N of Morgan's Point between 4-9 AM FRI. That said, fog is not favored as its expected to remain W of Houston/Galveston.

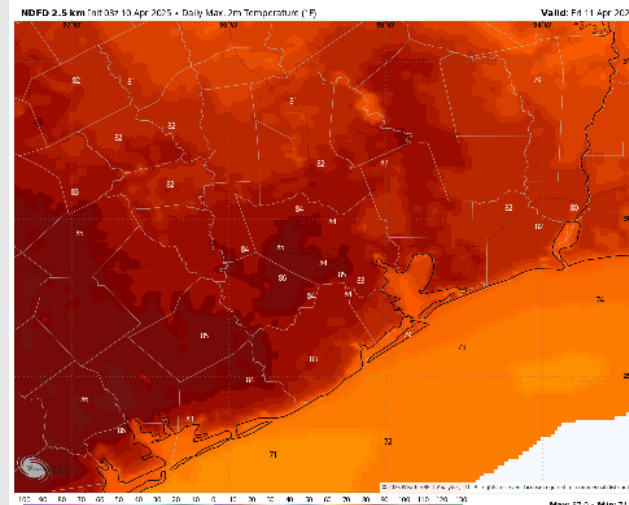
Precip Image: 5 PM CT



Wind Speed:
11 AM CT



High Temps
Friday



Houston Pilots: SAT. 4/12/2025

Forecast Discussion

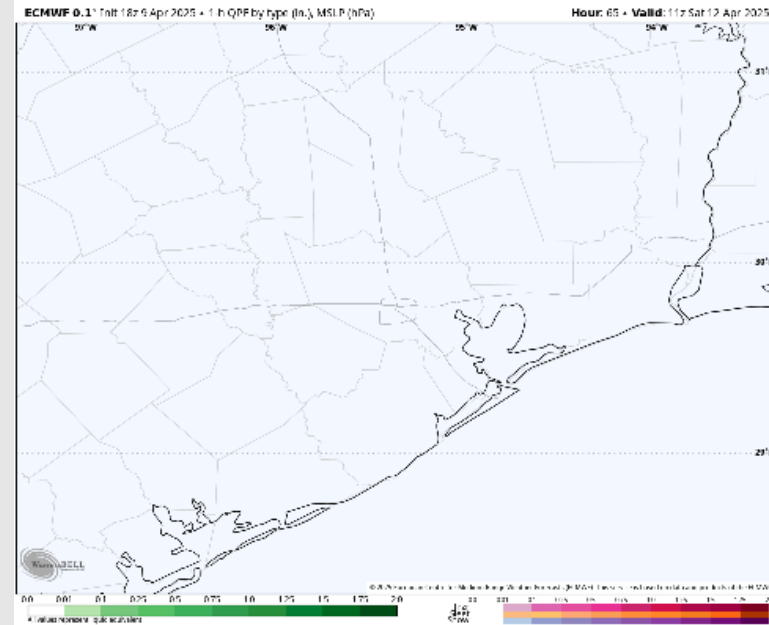
Precip: Favoring dry conditions for Saturday.

Wind: Winds will be out of the S/SE throughout the day. **N of Morgan's Point:** Winds will be at 5 – 10 kts for all of Saturday. **S of Morgan's Point:** Winds will 8 – 13 kts for all of Saturday.

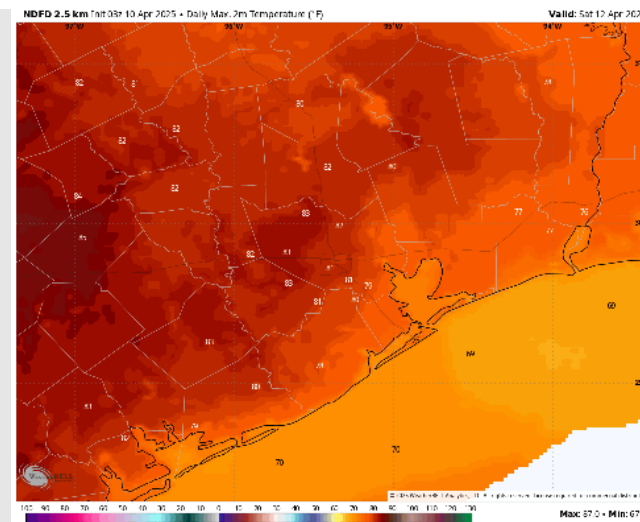
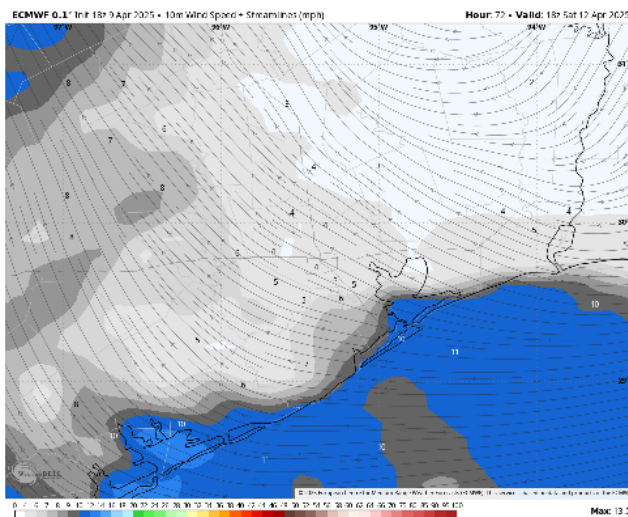
High Temps: **N of Morgan's Point:** Mid 70 F. **S of Morgan's Point:** Upper 60s F.

Visibility: No fog concerns for Saturday.

Precip Image: 6 AM CT



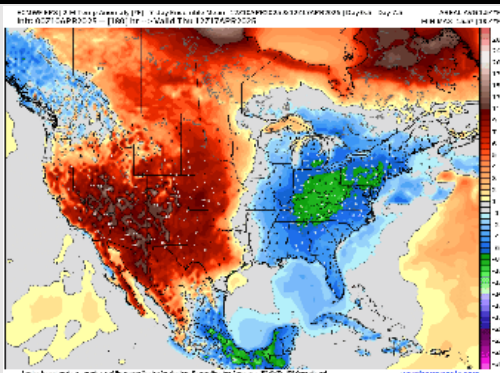
Wind Speed
1 PM CT



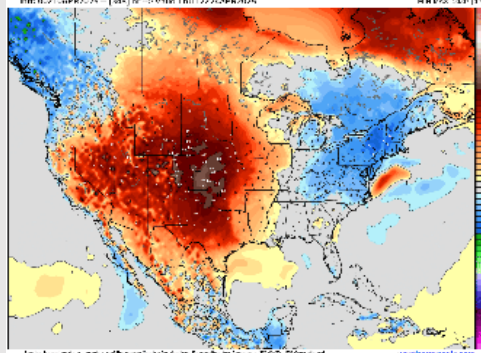
High Temps
Saturday

Houston Pilots: 4/10/25

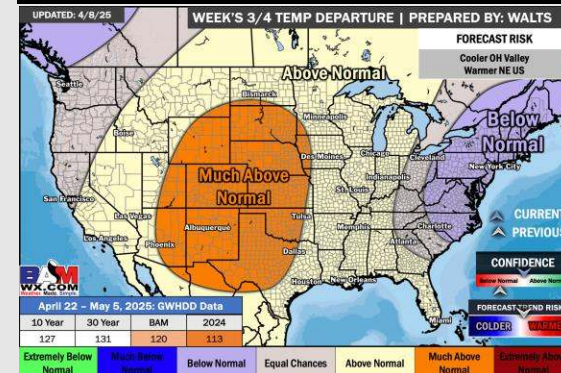
Next 7 Day Temperature Departure



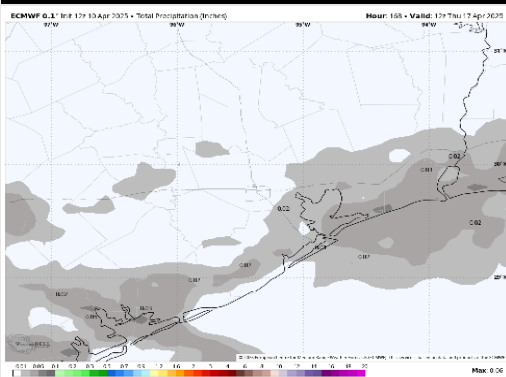
8-14 Day Temperature Departure



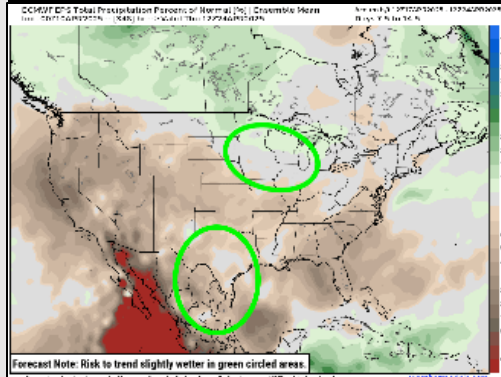
15-30 Day Temperature Departure



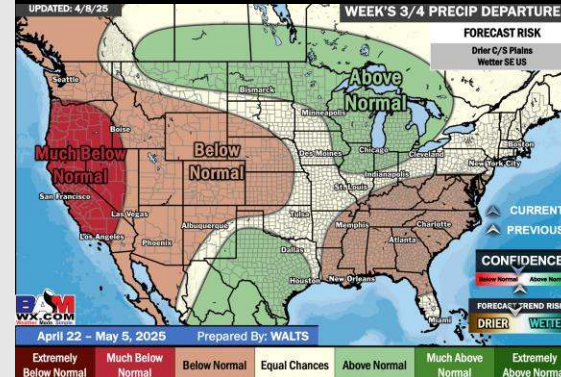
Next 7 Day Total Precipitation



8-14 Day % of Average Precip.



15-30 Day % of Average Precip.



- Temps are expected to be slightly above normal the next 7 days. Favoring mostly dry conditions over the next few days with rain working in mid next week.
- Above normal temps and near normal rainfall is favored 8 - 14 days from now.
- Above normal temperatures and slightly above normal precipitation is favored for the April 22 – May 5th timeframe.