

# Houston Pilots Forecast Package



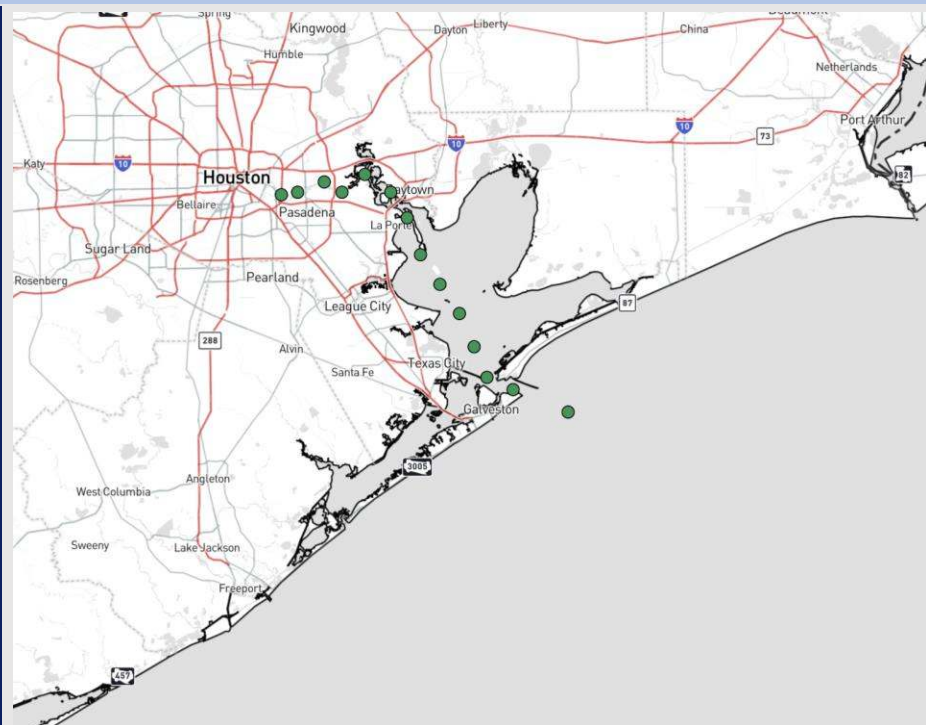
Updated: 1:00 PM CT

Wednesday, April 9, 2025

Forecaster: Vince Bryan

## Weather Headlines

- Dry conditions and calmer winds are favored the next 7-10 days.
- Not currently favoring any fog concerns over the next few days.



Current Radar: 1:00 PM CT

As always, please do not hesitate to reach out to us with any forecast questions at **(317)-560-8122**. Press **1** for forecast questions.

You can also access real-time forecast updates and 24/7 meteorological chat assistance on your **Clarity** app. Click [here](#) for login assistance.



# Houston Pilots Visibility Chart (miles)



Visibility	Wed 1 pm	Wed 2 pm	Wed 3 pm	Wed 4 pm	Wed 5 pm	Wed 6 pm	Wed 7 pm	Wed 8 pm	Wed 9 pm	Wed 10 pm	Wed 11 pm	Thu 12 am	Thu 1 am	Thu 2 am	Thu 3 am	Thu 4 am	Thu 5 am	Thu 6 am	Thu 7 am	Thu 8 am	Thu 9 am	Thu 10 am	Thu 11 am	Thu 12 pm
Houston Pilots N - 610 Bridge	10	10	10	10	10	10	10	10	10	10	10	10	10	10	10	10	10	10	10	10	10	10	10	10
Houston Pilots M - Kinder 1	10	10	10	10	10	10	10	10	10	10	10	10	10	10	10	10	10	10	10	10	10	10	10	10
Houston Pilots L - Greens Bayou	10	10	10	10	10	10	10	10	10	10	10	10	10	10	10	10	10	10	10	10	10	10	10	10
Houston Pilots K - Shell Crude	10	10	10	10	10	10	10	10	10	10	10	10	10	10	10	10	10	10	10	10	10	10	10	10
Houston Pilots J - Lynchburg Ferries	10	10	10	10	10	10	10	10	10	10	10	10	10	10	10	10	10	10	10	10	10	10	10	10
Houston Pilots I - Exxon 3	10	10	10	10	10	10	10	10	10	10	10	10	10	10	10	10	10	10	10	10	10	10	10	10
Houston Pilots H - Morgans Point	10	10	10	10	10	10	10	10	10	10	10	10	10	10	10	10	10	10	10	10	10	10	10	10
Houston Pilots G - 75/76	10	10	10	10	10	10	10	10	10	10	10	10	10	10	10	10	10	10	10	10	10	10	10	10
Houston Pilots F - 63/64	10	10	10	10	10	10	10	10	10	10	10	10	10	10	10	10	10	10	10	10	10	10	10	10
Houston Pilots E - 51/52	10	10	10	10	10	10	10	10	10	10	10	10	10	10	10	10	10	10	10	10	10	10	10	10
Houston Pilots D - 37/38	10	10	10	10	10	10	10	10	10	10	10	10	10	10	10	10	10	10	10	10	10	10	10	10
Houston Pilots C - 25/26	10	10	10	10	10	10	10	10	10	10	10	10	10	10	10	10	10	10	10	10	10	10	10	10
Houston Pilots B - 11/12	10	10	10	10	10	10	10	10	10	10	10	10	10	10	10	10	10	10	10	10	10	10	10	10
Houston Pilots A - 1 & 2 Bravo	10	10	10	10	10	10	10	10	10	10	10	10	10	10	10	10	10	10	10	10	10	10	10	10

**NOTE:** This is automated data that may/may not agree with the official BAM thinking that's found on the daily slides or special visibility report slides. This data should be used as a guide only

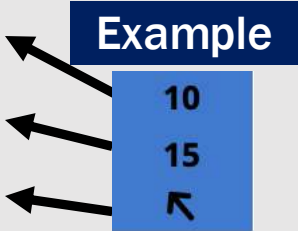
# Houston Pilots Wind Chart



**Sustained Wind 10 Knots**

**Gusts 15 Knots**

**Wind from the SE**



Wind	Wed 1 pm	Wed 2 pm	Wed 3 pm	Wed 4 pm	Wed 5 pm	Wed 6 pm	Wed 7 pm	Wed 8 pm	Wed 9 pm	Wed 10 pm	Wed 11 pm	Thu 12 am	Thu 1 am	Thu 2 am	Thu 3 am	Thu 4 am	Thu 5 am	Thu 6 am	Thu 7 am	Thu 8 am	Thu 9 am	Thu 10 am	Thu 11 am	Thu 12 pm
Houston Pilots N - 610 Bridge	8	8	8	9	10	10	10	10	9	9	8	8	7	6	6	6	6	5	5	3	5	6	6	7
	14	16	17	17	20	20	20	20	18	17	17	15	14	14	13	13	12	10	10	9	9	12	13	14
	↑	↑	↑	↑	↑	↑	↑	↑	↑	↑	↑	↑	↑	↑	↑	↑	↑	↑	↑	↑	↑	↑	↑	↑
Houston Pilots M - Kinder 1	8	8	8	9	10	10	10	10	9	9	8	8	7	6	6	6	6	5	5	3	5	6	6	7
	14	16	17	17	20	20	20	20	18	17	17	15	14	14	13	13	12	10	10	9	9	12	13	14
	↑	↑	↑	↑	↑	↑	↑	↑	↑	↑	↑	↑	↑	↑	↑	↑	↑	↑	↑	↑	↑	↑	↑	↑
Houston Pilots L - Greens Bayou	8	8	9	9	10	10	10	10	9	8	8	8	7	6	6	6	6	5	5	3	5	6	6	7
	14	16	17	17	20	20	20	20	18	17	17	15	14	13	13	12	12	10	9	8	9	10	13	14
	↑	↑	↑	↑	↑	↑	↑	↑	↑	↑	↑	↑	↑	↑	↑	↑	↑	↑	↑	↑	↑	↑	↑	↑
Houston Pilots K - Shell Crude	8	8	9	10	10	10	10	10	9	9	8	8	7	6	6	6	6	5	5	5	5	6	7	7
	14	16	17	17	20	20	20	20	18	17	16	15	14	13	13	12	12	10	9	8	9	10	13	14
	↑	↑	↑	↑	↑	↑	↑	↑	↑	↑	↑	↑	↑	↑	↑	↑	↑	↑	↑	↑	↑	↑	↑	↑
Houston Pilots J - Lynchburg Ferries	8	8	9	10	10	10	10	10	9	8	8	7	6	6	6	6	6	5	5	3	5	6	6	7
	15	16	17	17	20	20	20	20	18	17	16	15	13	13	12	12	12	10	9	8	9	10	13	14
	↑	↑	↑	↑	↑	↑	↑	↑	↑	↑	↑	↑	↑	↑	↑	↑	↑	↑	↑	↑	↑	↑	↑	↑
Houston Pilots I - Exxon 3	8	9	10	12	13	13	13	13	13	12	10	10	9	8	8	8	8	7	6	6	6	7	8	8
	15	16	17	18	20	21	21	21	18	17	17	16	15	14	14	13	13	12	10	10	10	12	13	14
	↑	↑	↑	↑	↑	↑	↑	↑	↑	↑	↑	↑	↑	↑	↑	↑	↑	↑	↑	↑	↑	↑	↑	↑
Houston Pilots H - Morgans Point	8	10	10	12	13	13	13	13	13	12	10	10	9	8	8	8	8	7	7	6	6	7	8	8
	15	16	17	18	20	21	21	21	20	17	17	16	15	14	14	13	13	12	12	10	10	12	13	14
	↑	↑	↑	↑	↑	↑	↑	↑	↑	↑	↑	↑	↑	↑	↑	↑	↑	↑	↑	↑	↑	↑	↑	↑
Houston Pilots G - 75/76	10	10	12	13	13	14	15	15	14	14	13	13	12	10	10	10	10	9	8	8	8	8	9	9
	16	18	18	21	21	22	22	22	21	20	20	18	17	16	16	15	15	14	14	13	13	13	14	15
	↑	↑	↑	↑	↑	↑	↑	↑	↑	↑	↑	↑	↑	↑	↑	↑	↑	↑	↑	↑	↑	↑	↑	↑
Houston Pilots F - 63/64	10	10	12	13	13	14	15	15	14	13	13	13	12	12	10	10	10	9	9	8	8	9	9	9
	16	18	18	20	21	22	22	21	20	20	20	18	17	17	16	16	16	15	14	13	14	14	15	15
	↑	↑	↑	↑	↑	↑	↑	↑	↑	↑	↑	↑	↑	↑	↑	↑	↑	↑	↑	↑	↑	↑	↑	↑
Houston Pilots E - 51/52	10	12	12	13	13	14	14	15	14	13	13	13	13	13	12	12	10	10	10	9	9	9	10	10
	16	18	18	20	21	21	21	21	20	18	20	18	18	17	17	17	17	15	15	14	14	15	15	15
	↑	↑	↑	↑	↑	↑	↑	↑	↑	↑	↑	↑	↑	↑	↑	↑	↑	↑	↑	↑	↑	↑	↑	↑
Houston Pilots D - 37/38	10	12	12	13	13	13	13	14	13	13	13	13	13	13	13	12	12	10	10	10	10	10	10	10
	16	18	18	20	20	21	20	20	18	18	20	18	18	17	17	17	17	15	15	15	15	15	16	16
	↑	↑	↑	↑	↑	↑	↑	↑	↑	↑	↑	↑	↑	↑	↑	↑	↑	↑	↑	↑	↑	↑	↑	↑
Houston Pilots C - 25/26	10	10	12	12	13	13	13	13	13	13	13	13	13	13	13	12	12	10	10	10	10	10	10	10
	16	17	17	18	20	20	20	20	18	18	18	20	18	18	17	17	17	16	15	15	15	15	16	16
	↑	↑	↑	↑	↑	↑	↑	↑	↑	↑	↑	↑	↑	↑	↑	↑	↑	↑	↑	↑	↑	↑	↑	↑
Houston Pilots B - 11/12	10	10	10	12	12	12	13	13	12	12	12	12	12	12	12	12	10	10	10	9	10	10	10	10
	15	16	17	17	18	17	17	17	17	17	17	18	18	18	17	17	17	16	15	15	15	15	15	15
	↑	↑	↑	↑	↑	↑	↑	↑	↑	↑	↑	↑	↑	↑	↑	↑	↑	↑	↑	↑	↑	↑	↑	↑
Houston Pilots A - 1 & 2 Bravo	10	10	10	10	12	12	13	13	13	13	13	14	14	14	14	13	13	13	12	12	12	12	12	12
	15	16	16	17	17	17	17	17	18	18	20	20	20	20	20	18	18	17	17	17	17	17	16	16
	↑	↑	↑	↑	↑	↑	↑	↑	↑	↑	↑	↑	↑	↑	↑	↑	↑	↑	↑	↑	↑	↑	↑	↑

**NOTE: This is automated data that may/may not agree with the official BAM thinking that's found on the daily slides.**

**This data should be used as a guide only.**

# Houston Pilots: WED. 4/9/2025

## Forecast Discussion

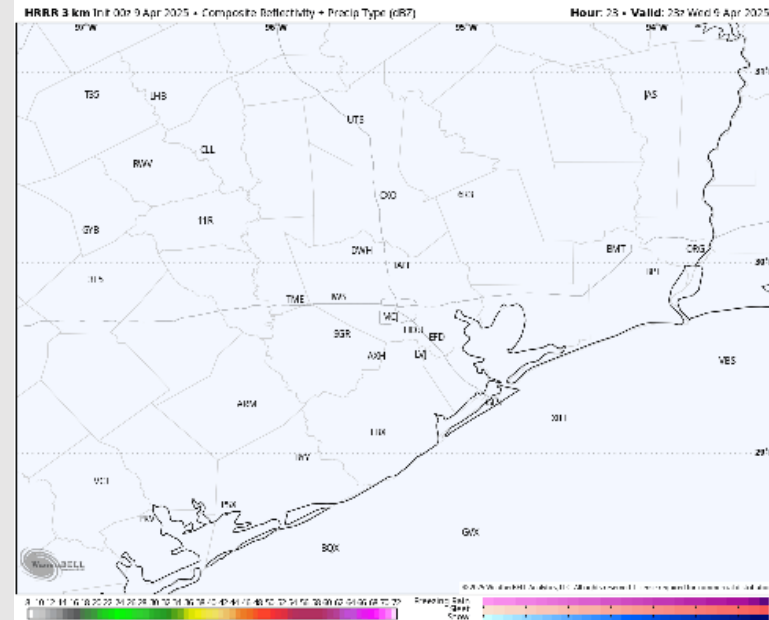
**Precip:** Favoring dry conditions for today.

**Wind:** Winds will be out of the S/SW throughout the day. **N of Morgan's Point:** Winds will be at 5 – 10 kts for today. **S of Morgan's Point:** Winds will 10 - 15 kts for the remainder of the afternoon and evening. **For very brief periods of time between 3-8 PM, wind gusts may reach up to 20 kts for Stations S of Morgan's Point.**

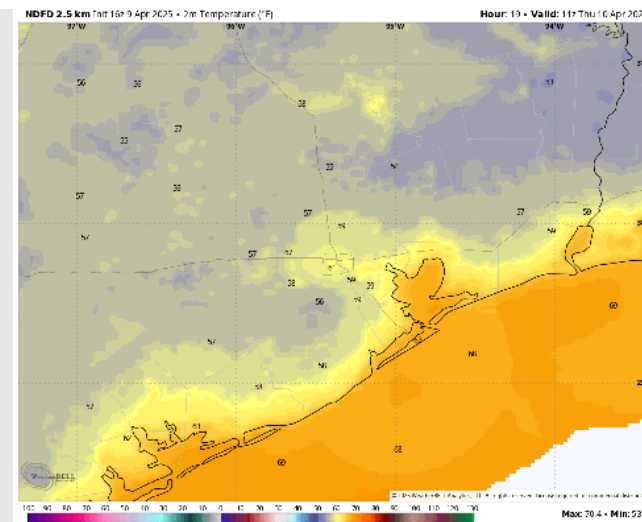
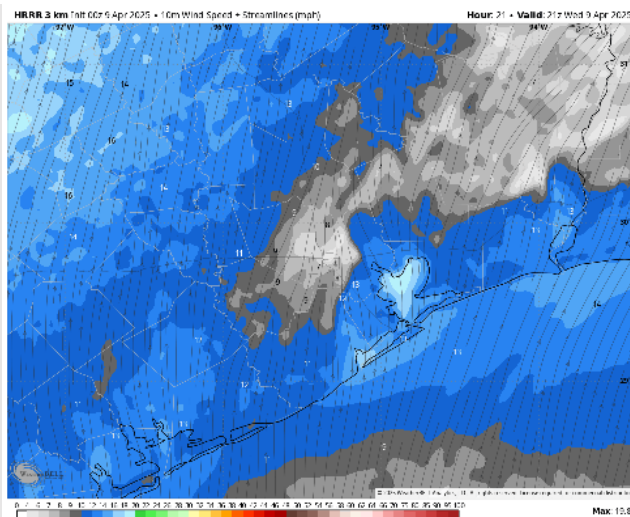
**Low Temps:** **N of Morgan's Point:** Near 60 F. **S of Morgan's Point:** Upper 60s F.

**Visibility:** No fog concerns for today.

## Precip Image: 6 PM CT



Wind Speed  
4 PM CT



Low Temps  
THU AM



# Houston Pilots: THU. 4/10/2025

## Forecast Discussion

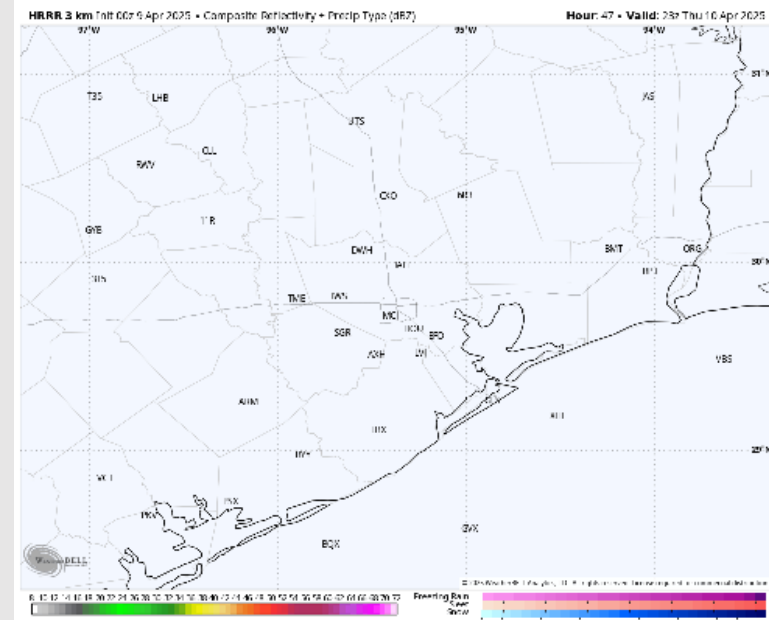
**Precip:** Dry conditions are favored Thursday.

**Wind:** Winds will be out of the SSW throughout the day. **N of Morgan's Point:** Winds will be at 3 - 8kts through all of Thursday. **S of Morgan's Point:** Winds will be at 10—15 kts for all of Thursday with occasional gusts 13-18 kts.

**High Temps:** **N of Morgan's Point:** Mid 80s F. **S of Morgan's Point:** Low to Mid 70s F.

**Visibility:** No fog concerns for Thursday.

## Precip Image: 6 PM CT



# Houston Pilots: FRI. 4/11/2025

## Forecast Discussion

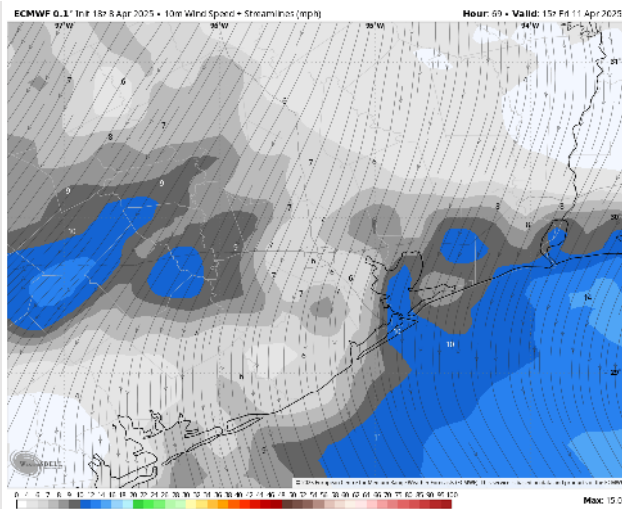
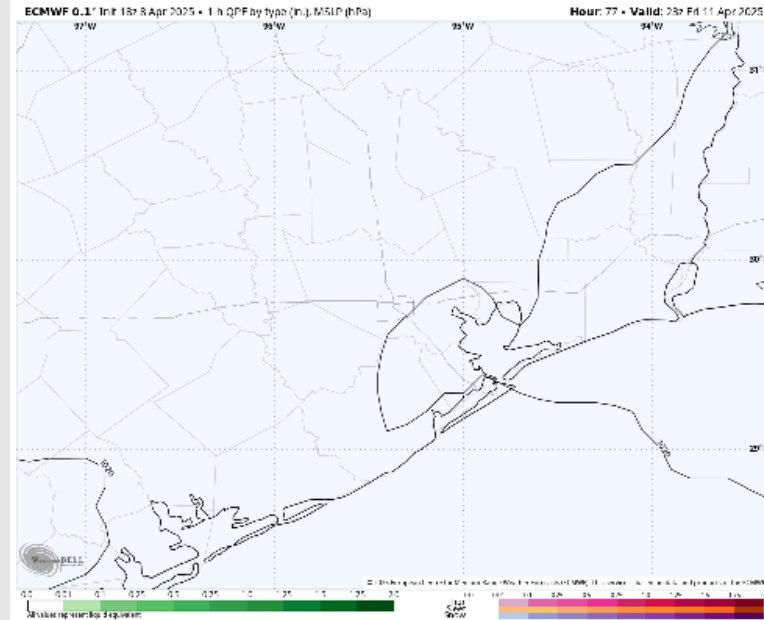
**Precip:** Favoring dry conditions for Friday

**Wind:** Pre-dawn, winds are out of the NW before being out of the N/NE the rest of the day. **N of Morgan's Point:** Winds will be at 3 – 8 kts for all of Friday. **S of Morgan's Point:** Winds will be 8-13 kts.

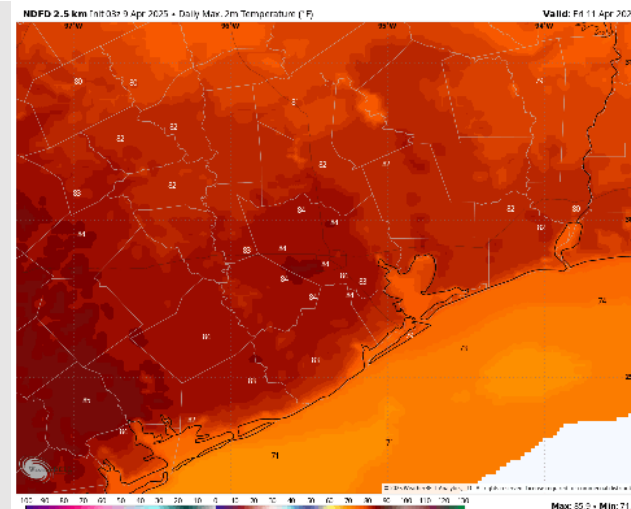
**High Temps:** **N of Morgan's Point:** Low-Mid 80s F. **S of Morgan's Point:** Mid 70s F.

**Visibility:** Fog is not expected for Friday, however we will monitor a 10-20% fog chance for stations N of Morgan's point between 4-9 AM FRI for non-sea fog.

## Precip Image: 6 PM CT



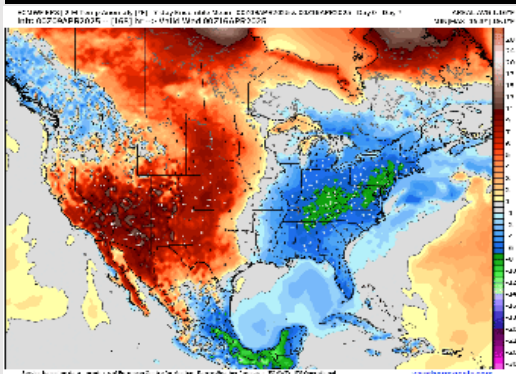
**Wind Speed:**  
11 AM CT



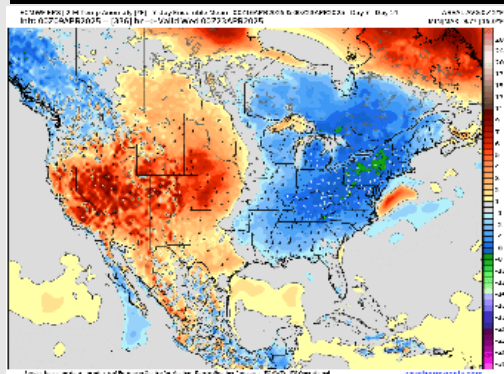
**High Temps**  
**Friday**

# Houston Pilots: 4/9/25

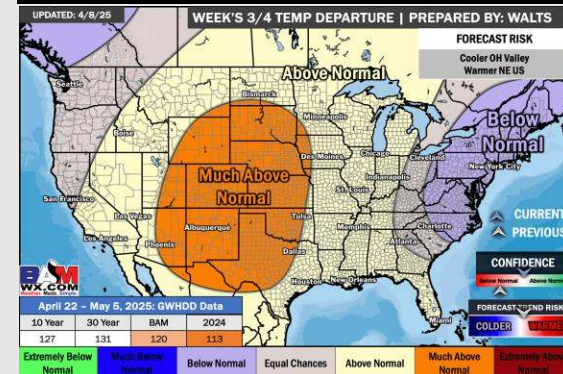
## Next 7 Day Temperature Departure



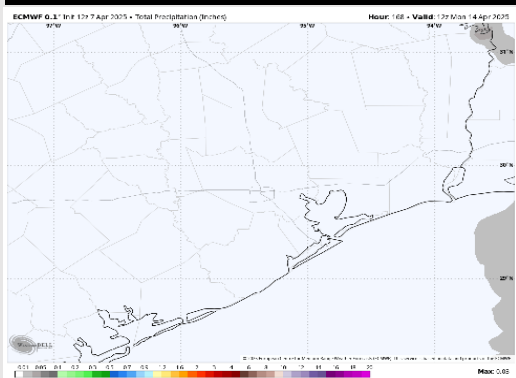
## 8-14 Day Temperature Departure



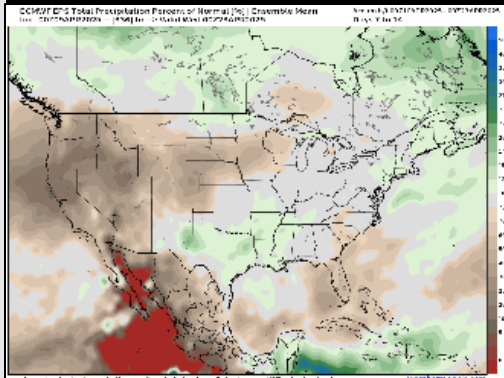
## 15-30 Day Temperature Departure



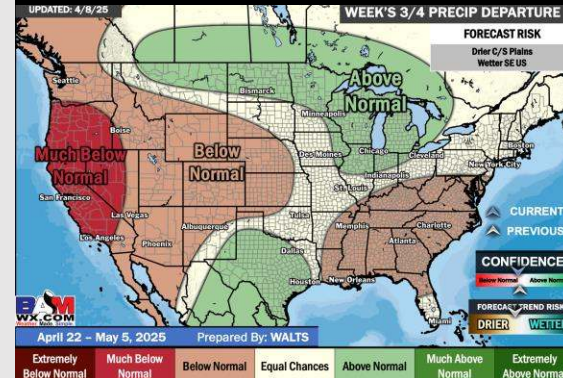
## Next 7 Day Total Precipitation



## 8-14 Day % of Average Precip.



## 15-30 Day % of Average Precip.



- Temps are expected to be near normal the next 7 days. Favoring dry conditions the next 7 days.
- Near normal temps and above normal rainfall is favored 8 - 14 days from now.
- Above normal temperatures and slightly above normal precipitation is favored 15 - 30 days from now.