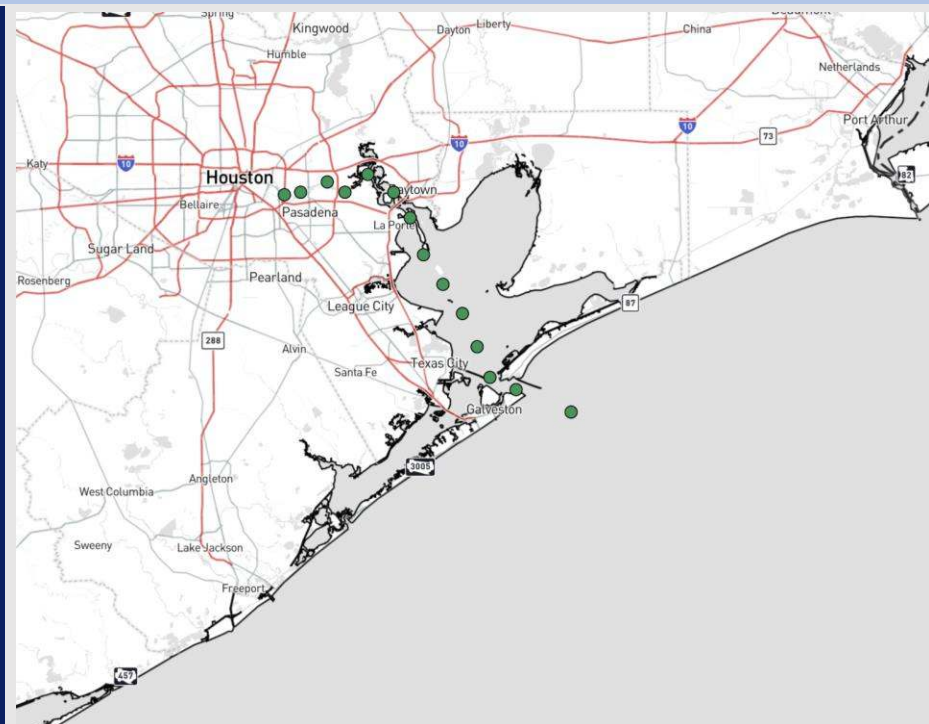




## Forecaster: Vince Bryan

- **Dry conditions and calmer winds are favored the next 7-10 days.**
- **Not currently favoring any fog concerns over the next few days.**



## Current Radar: 1:00 PM CT

**You can also access real-time forecast updates and 24/7 meteorological chat assistance on your [Clarity](#) app. Click [here](#) for login assistance.**

# Houston Pilots Visibility Chart (miles)



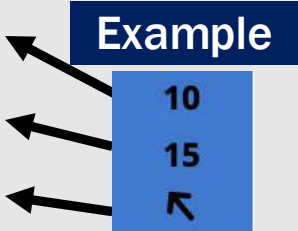
Visibility	Tue 2 pm	Tue 3 pm	Tue 4 pm	Tue 5 pm	Tue 6 pm	Tue 7 pm	Tue 8 pm	Tue 9 pm	Tue 10 pm	Tue 11 pm	Wed 12 am	Wed 1 am	Wed 2 am	Wed 3 am	Wed 4 am	Wed 5 am	Wed 6 am	Wed 7 am	Wed 8 am	Wed 9 am	Wed 10 am	Wed 11 am	Wed 12 pm	Wed 1 pm
Houston Pilots N - 610 Bridge	10	10	10	10	10	10	10	10	10	10	10	10	10	10	10	10	10	10	10	10	10	10	10	10
Houston Pilots M - Kinder 1	10	10	10	10	10	10	10	10	10	10	10	10	10	10	10	10	10	10	10	10	10	10	10	10
Houston Pilots L - Greens Bayou	10	10	10	10	10	10	10	10	10	10	10	10	10	10	10	10	10	10	10	10	10	10	10	10
Houston Pilots K - Shell Crude	10	10	10	10	10	10	10	10	10	10	10	10	10	10	10	10	10	10	10	10	10	10	10	10
Houston Pilots J - Lynchburg Ferries	10	10	10	10	10	10	10	10	10	10	10	10	10	10	10	10	10	10	10	10	10	10	10	10
Houston Pilots I - Exxon 3	10	10	10	10	10	10	10	10	10	10	10	10	10	10	10	10	10	10	10	10	10	10	10	10
Houston Pilots H - Morgans Point	10	10	10	10	10	10	10	10	10	10	10	10	10	10	10	10	10	10	10	10	10	10	10	10
Houston Pilots G - 75/76	10	10	10	10	10	10	10	10	10	10	10	10	10	10	10	10	10	10	10	10	10	10	10	10
Houston Pilots F - 63/64	10	10	10	10	10	10	10	10	10	10	10	10	10	10	10	10	10	10	10	10	10	10	10	10
Houston Pilots E - 51/52	10	10	10	10	10	10	10	10	10	10	10	10	10	10	10	10	10	10	10	10	10	10	10	10
Houston Pilots D - 37/38	10	10	10	10	10	10	10	10	10	10	10	10	10	10	10	10	10	10	10	10	10	10	10	10
Houston Pilots C - 25/26	10	10	10	10	10	10	10	10	10	10	10	10	10	10	10	10	10	10	10	10	10	10	10	10
Houston Pilots B - 11/12	10	10	10	10	10	10	10	10	10	10	10	10	10	10	10	10	10	10	10	10	10	10	10	10
Houston Pilots A - 1 & 2 Bravo	10	10	10	10	10	10	10	10	10	10	10	10	10	10	10	10	10	10	10	10	10	10	10	10

NOTE: This is automated data that may/may not agree with the official BAM thinking that's found on the daily slides or special visibility report slides. This data should be used as a guide only

# Houston Pilots Wind Chart



Sustained Wind 10 Knots  
Gusts 15 Knots  
Wind from the SE



Wind	Tue 2 pm	Tue 3 pm	Tue 4 pm	Tue 5 pm	Tue 6 pm	Tue 7 pm	Tue 8 pm	Tue 9 pm	Tue 10 pm	Tue 11 pm	Wed 12 am	Wed 1 am	Wed 2 am	Wed 3 am	Wed 4 am	Wed 5 am	Wed 6 am	Wed 7 am	Wed 8 am	Wed 9 am	Wed 10 am	Wed 11 am	Wed 12 pm	Wed 1 pm
Houston Pilots N - 610 Bridge	3	3	3	3	3	3	3	3	3	3	3	3	5	3	3	3	3	3	3	5	6	7	8	
	7	7	7	7	7	7	7	6	7	8	7	8	8	8	7	7	7	7	7	8	9	12	13	15
	↓	↓	↓	↓	↓	↙	↖	↖	↖	↑	↑	↑	↑	↑	↑	↑	↑	↑	↑	↑	↑	↑	↑	
Houston Pilots M - Kinder 1	3	3	3	3	3	3	3	3	3	3	3	3	5	3	3	3	3	3	3	5	6	7	8	
	7	7	7	7	7	7	7	6	7	8	7	8	8	8	7	7	7	7	7	8	9	12	13	15
	↓	↓	↓	↓	↓	↙	↖	↖	↖	↑	↑	↑	↑	↑	↑	↑	↑	↑	↑	↑	↑	↑	↑	
Houston Pilots L - Greens Bayou	3	3	3	3	3	3	3	3	3	3	3	3	5	3	3	3	3	3	3	5	6	7	8	
	7	7	7	7	7	7	6	6	7	8	7	7	8	7	7	7	7	6	6	7	9	12	13	15
	↓	↓	↓	↓	↓	↙	↖	↖	↖	↑	↑	↑	↑	↑	↑	↑	↑	↑	↑	↑	↑	↑	↑	
Houston Pilots K - Shell Crude	3	3	3	3	3	3	3	3	3	3	3	3	5	3	3	3	3	3	3	5	6	7	8	
	7	7	7	7	7	7	6	6	7	8	7	7	8	7	7	7	7	6	6	7	9	12	13	15
	↓	↓	↓	↓	↓	↙	↖	↖	↖	↑	↑	↑	↑	↑	↑	↑	↑	↑	↑	↑	↑	↑	↑	
Houston Pilots J - Lynchburg Ferries	3	3	3	3	3	3	3	3	3	3	3	3	3	3	3	3	3	3	3	5	6	7	8	
	7	7	6	7	7	7	6	6	6	7	7	7	7	7	7	7	6	6	6	7	8	10	13	15
	↓	↓	↓	↓	↓	↓	↙	↖	↖	↑	↑	↑	↑	↑	↑	↑	↑	↑	↑	↑	↑	↑	↑	
Houston Pilots I - Exxon 3	3	3	3	3	3	5	6	6	6	6	6	6	6	6	6	6	5	5	5	6	6	7	8	9
	7	7	8	8	8	8	8	7	8	9	8	8	9	8	8	8	7	7	7	8	9	12	14	16
	↓	↓	↓	↓	↓	↙	↖	↖	↑	↑	↑	↑	↑	↑	↑	↑	↑	↑	↑	↑	↑	↑	↑	
Houston Pilots H - Morgans Point	3	3	3	3	5	6	6	6	6	6	6	6	6	6	6	6	5	5	5	6	6	7	8	9
	7	7	8	8	8	8	8	8	8	9	8	9	9	8	8	8	8	8	8	9	9	12	14	16
	↓	↓	↙	↙	↙	↙	↖	↖	↑	↑	↑	↑	↑	↑	↑	↑	↑	↑	↑	↑	↑	↑	↑	
Houston Pilots G - 75/76	3	3	3	3	6	6	7	6	6	7	7	7	8	7	7	6	6	6	6	7	8	8	9	10
	7	7	8	9	9	9	10	9	9	9	9	10	10	10	9	9	9	9	10	10	12	14	15	17
	↓	↖	↙	↙	↙	↙	↖	↖	↑	↑	↑	↑	↑	↑	↑	↑	↑	↑	↑	↑	↑	↑	↑	
Houston Pilots F - 63/64	3	3	3	3	6	6	7	6	7	7	7	7	8	7	7	7	7	7	7	8	8	9	10	10
	7	7	8	8	9	9	10	9	10	10	10	10	12	10	10	10	10	10	10	12	13	14	16	17
	↓	↖	↙	↙	↙	↙	↖	↑	↑	↑	↑	↑	↑	↑	↑	↑	↑	↑	↑	↑	↑	↑	↑	
Houston Pilots E - 51/52	3	3	3	3	5	6	7	7	7	8	7	8	8	8	7	7	7	8	8	8	8	9	10	12
	7	7	8	8	9	9	10	10	10	10	10	10	12	10	10	10	10	10	12	13	13	15	16	17
	↓	↓	↙	↙	↙	↙	↖	↑	↑	↑	↑	↑	↑	↑	↑	↑	↑	↑	↑	↑	↑	↑	↑	
Houston Pilots D - 37/38	3	3	3	3	5	6	7	7	7	7	7	7	8	8	7	8	8	8	8	8	8	10	10	12
	7	7	8	8	8	9	10	9	10	10	10	10	12	10	10	10	10	12	12	13	13	15	16	17
	↓	↓	↓	↙	↙	↙	↖	↑	↑	↑	↑	↑	↑	↑	↑	↑	↑	↑	↑	↑	↑	↑	↑	
Houston Pilots C - 25/26	3	3	3	3	3	6	6	6	7	7	7	7	8	8	7	8	8	8	8	8	8	9	10	12
	7	7	8	8	8	8	9	9	10	9	10	10	12	10	10	10	10	12	12	13	13	15	16	17
	↓	↓	↓	↙	↙	↙	↖	↑	↑	↑	↑	↑	↑	↑	↑	↑	↑	↑	↑	↑	↑	↑	↑	
Houston Pilots B - 11/12	3	3	3	3	3	6	6	6	6	6	6	7	7	7	7	7	7	7	8	8	8	9	10	10
	7	7	7	7	7	8	9	9	9	9	9	10	10	10	10	10	10	12	12	13	13	14	15	16
	↓	↓	↓	↓	↓	↑	↑	↑	↑	↑	↑	↑	↑	↑	↑	↑	↑	↑	↑	↑	↑	↑	↑	
Houston Pilots A - 1 & 2 Bravo	3	3	3	3	5	6	6	6	7	7	7	8	8	8	8	8	8	8	9	9	9	10	10	10
	7	6	6	7	8	8	9	9	10	9	10	10	12	12	12	12	13	13	14	14	15	16	16	
	↓	↓	↓	↓	↑	↑	↑	↑	↑	↑	↑	↑	↑	↑	↑	↑	↑	↑	↑	↑	↑	↑	↑	

**NOTE:** This is automated data that may/may not agree with the official BAM thinking that's found on the daily slides.  
This data should be used as a guide only.

# Houston Pilots: TUE. 4/8/2025

## Forecast Discussion

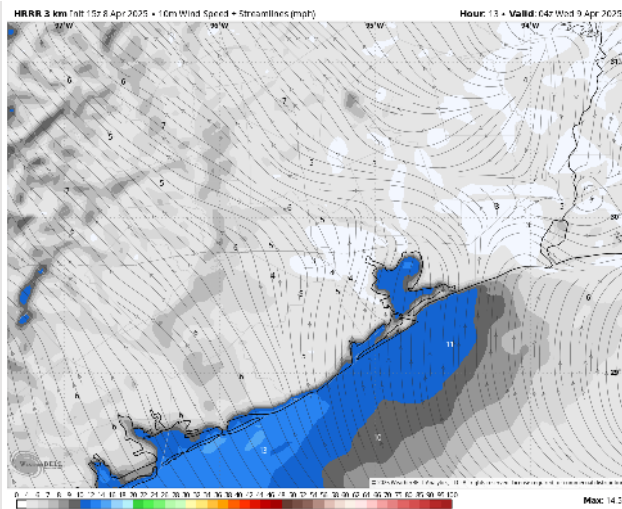
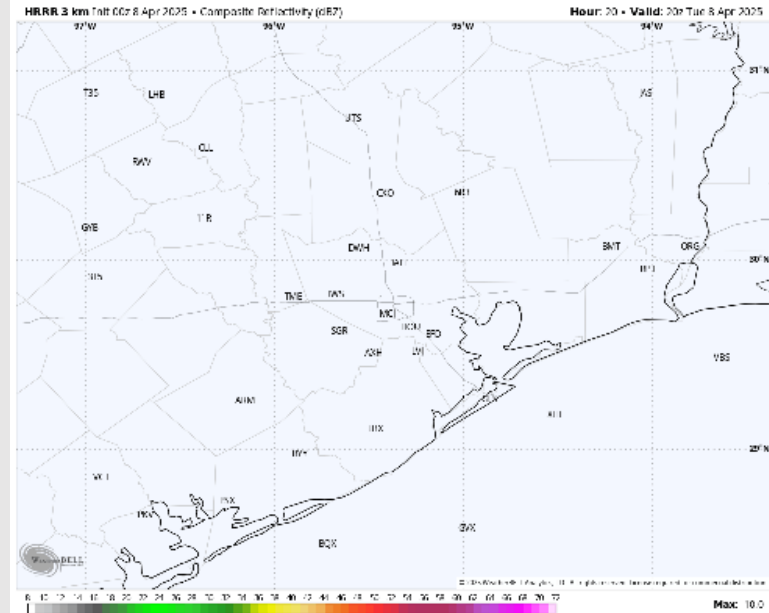
**Precip:** Favoring dry conditions the rest of today.

**Wind:** Winds will be variable through 8PM before turning out of the S the rest of the evening. **N of Morgan's Point:** Winds will be at 3 – 8 kts throughout the day. **S of Morgan's Point:** Winds will be 5 - 10 kts for the rest of the day with occasional gusts 8-13 kts.

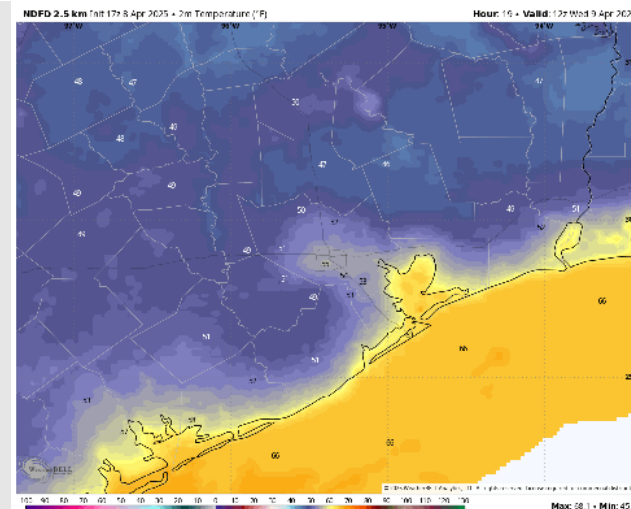
**Low Temps:** **N of Morgan's Point:** Low-Mid 50s F. **S of Morgan's Point:** Mid 60s F.

**Visibility:** Fog is not expected.

## Precip Image: 8 PM CT



Wind Speed:  
11 PM CT



Low Temps  
Wed AM

# Houston Pilots: WED. 4/9/2025

## Forecast Discussion

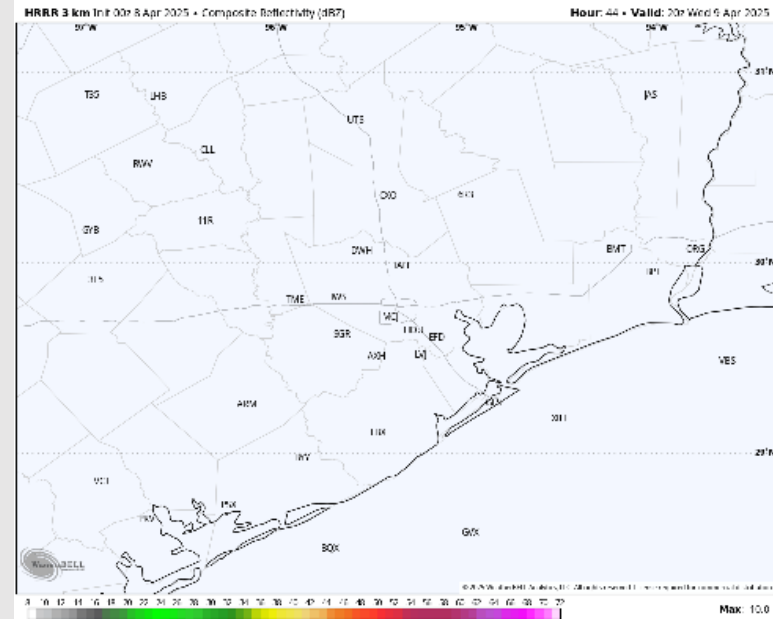
**Precip:** Favoring dry conditions for Wednesday.

**Wind:** Winds will be out of the S/SW throughout the day. **N of Morgan's Point:** Winds will be at 5 – 10 kts for Wednesday. **S of Morgan's Point:** Winds will be at 8 - 13 kts throughout the day. Watching post 7PM for winds to increase to 10-15 kts sustained. **For very brief periods of time, wind gusts may reach 20 kts for Stations S of Morgan's Point after 11 AM.**

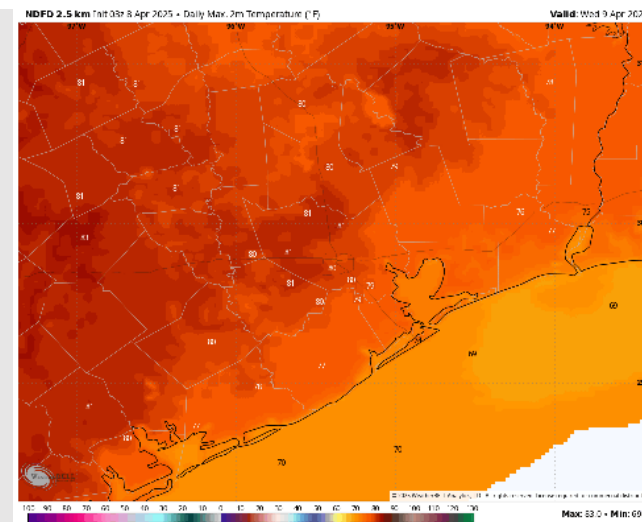
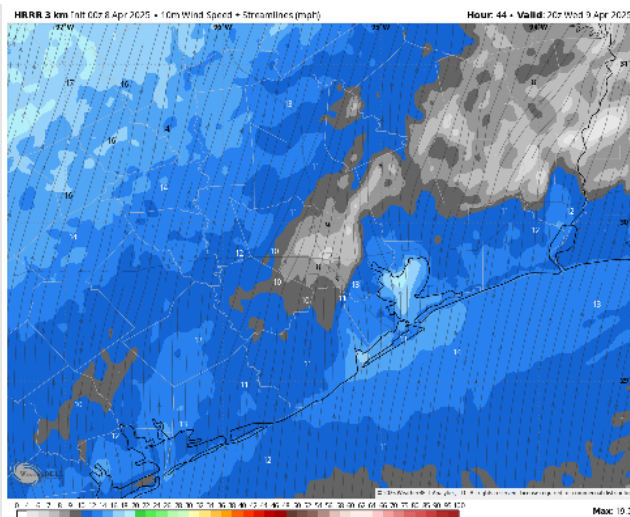
**High Temps:** **N of Morgan's Point:** Near 80 F. **S of Morgan's Point:** Low 70s F.

**Visibility:** No fog concerns for Wednesday.

## Precip Image: 3 PM CT



Wind Speed  
3 PM CT



High Temps  
Wednesday

# Houston Pilots: THU. 4/10/2025

## Forecast Discussion

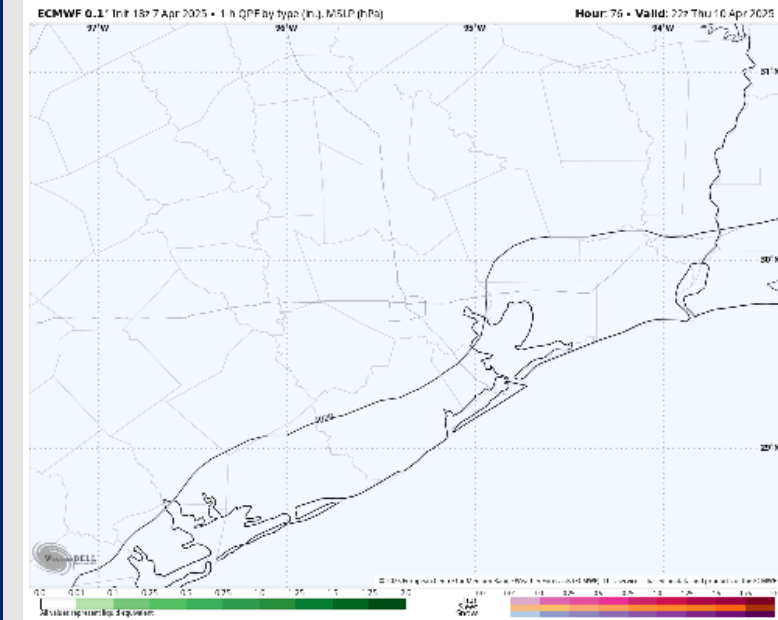
**Precip:** Dry conditions are favored Thursday.

**Wind:** Winds will be out of the SSW throughout the day. **N of Morgan's Point:** Winds will be at 3 - 8kts through the day. **S of Morgan's Point:** Winds will be at 10—15 kts for all of Thursday.


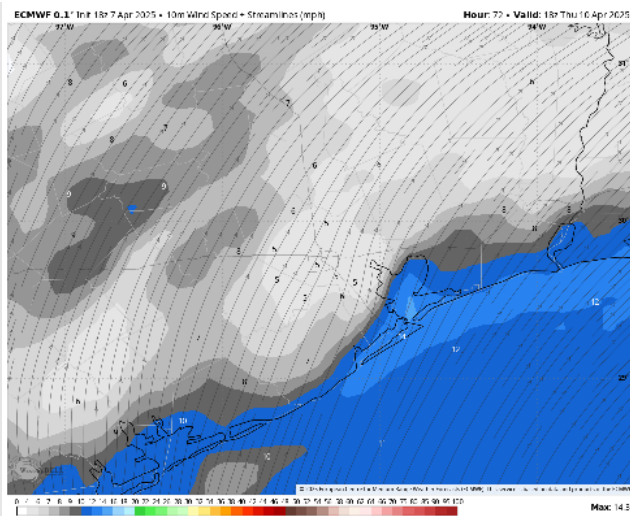
**High Temps:** **N of Morgan's Point:** Mid 80s F. **S of Morgan's Point:** Low to Mid 70s F.

**Visibility:** No fog concerns for Thursday.

## Precip Image: 5 PM CT



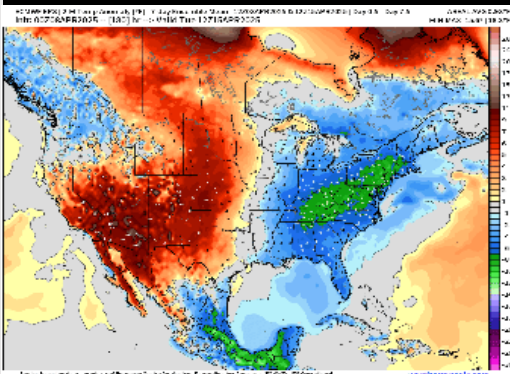
**Wind Speed:**  
**1 PM CT**



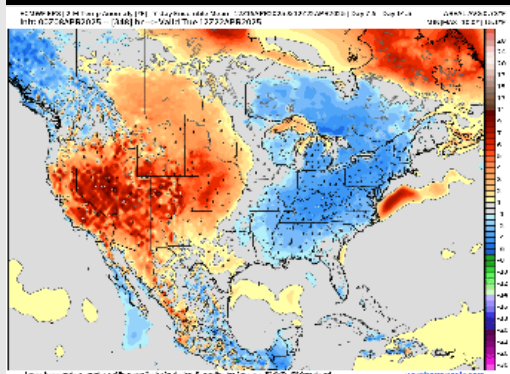
**High Temps**  
**Thursday**

# Houston Pilots: 4/8/25

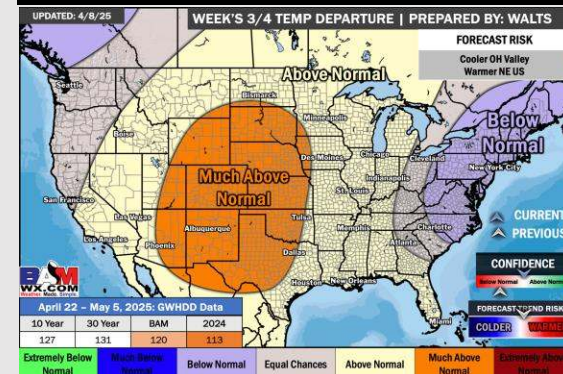
## Next 7 Day Temperature Departure



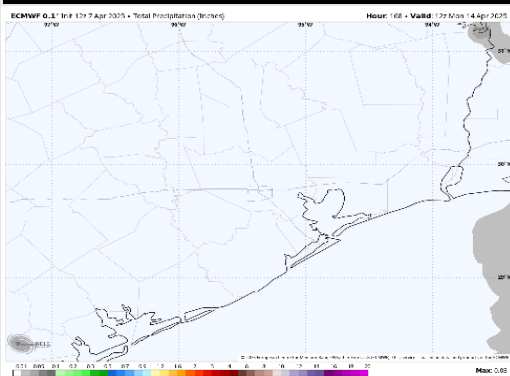
## 8-14 Day Temperature Departure



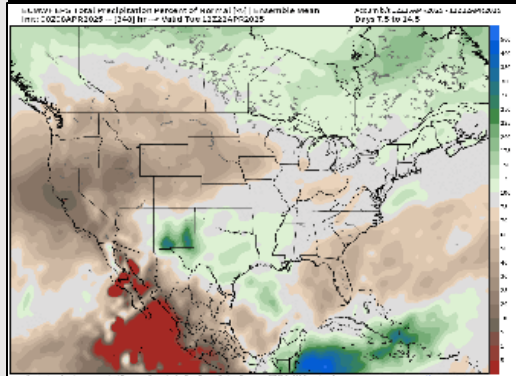
## 15-30 Day Temperature Departure



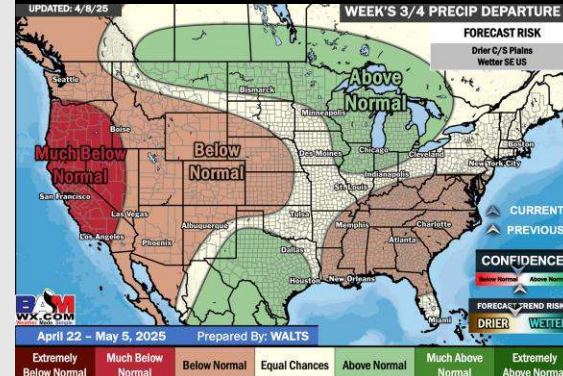
## Next 7 Day Total Precipitation



## 8-14 Day % of Average Precip.



## 15-30 Day % of Average Precip.



- Temps are expected to be near normal the next 7 days. Favoring dry conditions the next 7 days.
- Near normal temps and above normal rainfall is favored 8 - 14 days from now.
- Above normal temperatures and slightly above normal precipitation is favored 15 - 30 days from now.