

Houston Pilots Forecast Package



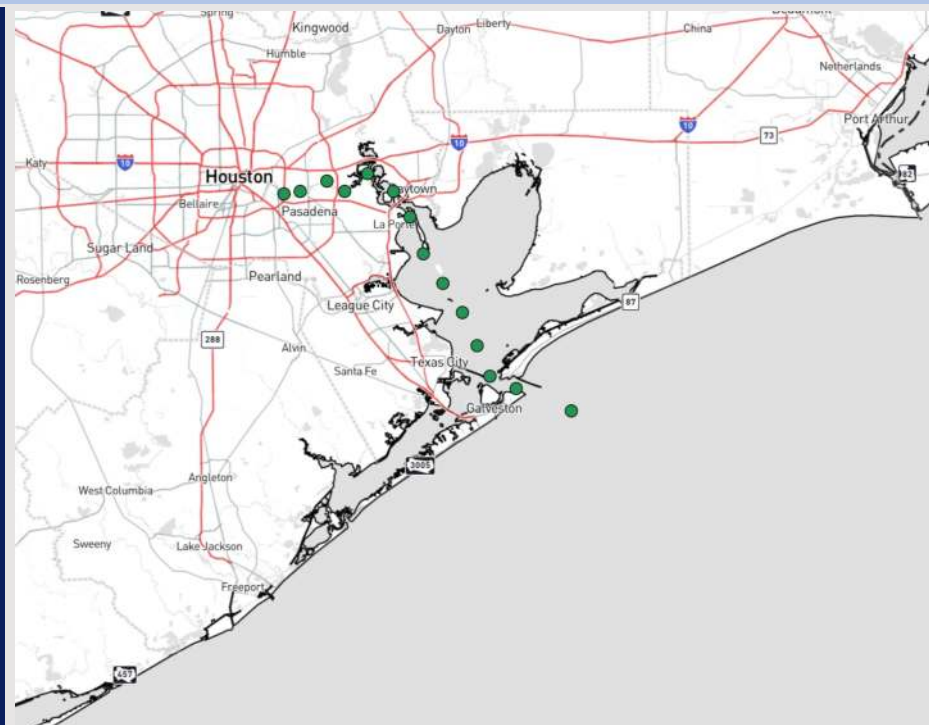
Updated: 11:00 PM CT

Monday, April 7, 2025

Forecaster: John Kemper

Weather Headlines

- Dry conditions and calmer winds will continue through the week.
- Not currently favoring any fog concerns over the next few days.



Current Radar: 10:50 PM CT

As always, please do not hesitate to reach out to us with any forecast questions at **(317)-560-8122**. Press 1 for forecast questions.

You can also access real-time forecast updates and 24/7 meteorological chat assistance on your [Clarity](#) app. Click [here](#) for login assistance.



Houston Pilots Visibility Chart (miles)



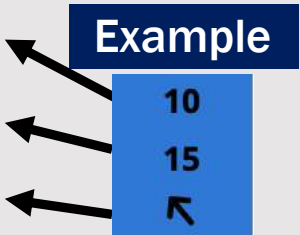
Visibility	Tue 12 am	Tue 1 am	Tue 2 am	Tue 3 am	Tue 4 am	Tue 5 am	Tue 6 am	Tue 7 am	Tue 8 am	Tue 9 am	Tue 10 am	Tue 11 am	Tue 12 pm	Tue 1 pm	Tue 2 pm	Tue 3 pm	Tue 4 pm	Tue 5 pm	Tue 6 pm	Tue 7 pm	Tue 8 pm	Tue 9 pm	Tue 10 pm	Tue 11 pm
Houston Pilots N - 610 Bridge	10	10	10	10	10	10	10	10	10	10	10	10	10	10	10	10	10	10	10	10	10	10	10	10
Houston Pilots M - Kinder 1	10	10	10	10	10	10	10	10	10	10	10	10	10	10	10	10	10	10	10	10	10	10	10	10
Houston Pilots L - Greens Bayou	10	10	10	10	10	10	10	10	10	10	10	10	10	10	10	10	10	10	10	10	10	10	10	10
Houston Pilots K - Shell Crude	10	10	10	10	10	10	10	10	10	10	10	10	10	10	10	10	10	10	10	10	10	10	10	10
Houston Pilots J - Lynchburg Ferries	10	10	10	10	10	10	10	10	10	10	10	10	10	10	10	10	10	10	10	10	10	10	10	10
Houston Pilots I - Exxon 3	10	10	10	10	10	10	10	10	10	10	10	10	10	10	10	10	10	10	10	10	10	10	10	10
Houston Pilots H - Morgans Point	10	10	10	10	10	10	10	10	10	10	10	10	10	10	10	10	10	10	10	10	10	10	10	10
Houston Pilots G - 75/76	10	10	10	10	10	10	10	10	10	10	10	10	10	10	10	10	10	10	10	10	10	10	10	10
Houston Pilots F - 63/64	10	10	10	10	10	10	10	10	10	10	10	10	10	10	10	10	10	10	10	10	10	10	10	10
Houston Pilots E - 51/52	10	10	10	10	10	10	10	10	10	10	10	10	10	10	10	10	10	10	10	10	10	10	10	10
Houston Pilots D - 37/38	10	10	10	10	10	10	10	10	10	10	10	10	10	10	10	10	10	10	10	10	10	10	10	10
Houston Pilots C - 25/26	10	10	10	10	10	10	10	10	10	10	10	10	10	10	10	10	10	10	10	10	10	10	10	10
Houston Pilots B - 11/12	10	10	10	10	10	10	10	10	10	10	10	10	10	10	10	10	10	10	10	10	10	10	10	10
Houston Pilots A - 1 & 2 Bravo	10	10	10	10	10	10	10	10	10	10	10	10	10	10	10	10	10	10	10	10	10	10	10	10

NOTE: This is automated data that may/may not agree with the official BAM thinking that's found on the daily slides or special visibility report slides. This data should be used as a guide only

Houston Pilots Wind Chart



Sustained wind 10 Knots
Gusts 15 Knots
Wind from the SE



Wind	Tue 12 am	Tue 1 am	Tue 2 am	Tue 3 am	Tue 4 am	Tue 5 am	Tue 6 am	Tue 7 am	Tue 8 am	Tue 9 am	Tue 10 am	Tue 11 am	Tue 12 pm	Tue 1 pm	Tue 2 pm	Tue 3 pm	Tue 4 pm	Tue 5 pm	Tue 6 pm	Tue 7 pm	Tue 8 pm	Tue 9 pm	Tue 10 pm	Tue 11 pm
Houston Pilots N - 610 Bridge	6 9 ↓	5 9 ↓	3 8 ↓	3 7 ↓	3 7 ↓	3 7 ↓	3 6 ↓	3 6 ↓	2 6 ↓	2 5 ↓	2 5 ↓	2 5 ↓	2 5 ↓	3 6 ↓	3 7 ↓	3 7 ↓	2 6 ↓	2 6 ↓	2 6 ↓	3 7 ↙	3 7 ↙	3 6 ↖	3 7 ↖	5 8 ↑
Houston Pilots M - Kinder 1	6 9 ↓	5 9 ↓	3 8 ↓	3 7 ↓	3 7 ↓	3 7 ↓	3 6 ↓	3 6 ↓	3 6 ↓	2 5 ↓	2 5 ↓	2 5 ↓	2 5 ↓	3 6 ↓	3 7 ↓	3 7 ↓	2 6 ↓	2 6 ↓	2 6 ↓	3 7 ↙	3 7 ↙	3 6 ↖	3 7 ↖	5 8 ↑
Houston Pilots L - Greens Bayou	6 9 ↓	5 9 ↓	3 8 ↓	3 7 ↓	3 7 ↓	3 7 ↓	3 7 ↓	3 6 ↓	3 6 ↓	2 6 ↓	2 5 ↓	2 5 ↓	2 5 ↓	2 6 ↓	3 7 ↓	3 7 ↓	3 7 ↓	3 6 ↓	3 6 ↓	3 7 ↙	3 6 ↖	3 6 ↖	3 7 ↖	3 8 ↑
Houston Pilots K - Shell Crude	6 10 ↓	5 9 ↓	3 9 ↓	3 7 ↓	3 7 ↓	3 7 ↓	3 7 ↓	3 6 ↓	3 6 ↓	2 6 ↓	2 5 ↓	2 5 ↓	2 5 ↓	3 6 ↓	3 7 ↓	3 7 ↓	2 7 ↓	2 6 ↓	3 6 ↓	3 7 ↙	3 7 ↙	3 6 ↖	3 7 ↖	5 8 ↑
Houston Pilots J - Lynchburg Ferries	6 9 ↓	5 9 ↓	3 8 ↓	3 7 ↓	3 7 ↓	3 7 ↓	3 7 ↓	3 6 ↓	2 6 ↓	2 5 ↓	2 5 ↓	2 5 ↓	2 5 ↓	3 6 ↓	3 7 ↓	2 7 ↓	2 6 ↓	3 6 ↓	2 6 ↓	3 7 ↙	3 6 ↖	3 6 ↖	3 7 ↖	3 8 ↑
Houston Pilots I - Exxon 3	8 12 ↓	7 10 ↓	6 9 ↓	6 8 ↓	6 8 ↓	6 8 ↓	5 7 ↓	5 7 ↓	5 7 ↓	3 7 ↓	3 6 ↓	3 6 ↓	3 6 ↓	3 6 ↓	3 7 ↓	3 7 ↓	2 7 ↓	3 7 ↓	3 7 ↙	5 8 ↙	6 7 ↙	6 7 ↖	6 8 ↖	6 9 ↑
Houston Pilots H - Morgans Point	8 13 ↓	8 12 ↓	7 10 ↓	6 9 ↓	6 8 ↓	6 9 ↓	6 8 ↓	5 7 ↓	5 7 ↓	3 7 ↓	3 7 ↓	3 7 ↓	3 6 ↓	3 6 ↓	3 7 ↙	3 7 ↙	3 7 ↙	3 7 ↙	5 8 ↙	5 8 ↙	6 8 ↙	6 8 ↖	6 8 ↖	6 9 ↑
Houston Pilots G - 75/76	10 15 ↓	9 14 ↓	8 13 ↓	8 12 ↓	8 10 ↓	7 10 ↓	7 9 ↓	6 9 ↓	6 9 ↓	6 8 ↓	5 8 ↓	5 8 ↓	3 7 ↓	3 7 ↙	3 7 ↙	3 7 ↙	3 8 ↙	3 8 ↙	5 9 ↙	6 9 ↙	6 9 ↖	6 9 ↖	6 9 ↖	7 9 ↑
Houston Pilots F - 63/64	12 16 ↓	10 15 ↓	9 14 ↓	8 13 ↓	8 12 ↓	8 12 ↓	8 10 ↓	7 10 ↓	7 9 ↓	6 8 ↓	6 8 ↓	5 8 ↓	3 7 ↓	3 7 ↙	3 7 ↙	3 7 ↙	3 7 ↙	3 8 ↙	5 9 ↙	6 9 ↙	6 9 ↖	6 9 ↖	7 9 ↖	7 10 ↑
Houston Pilots E - 51/52	13 17 ↓	12 16 ↓	10 15 ↓	10 14 ↓	9 13 ↓	8 13 ↓	8 12 ↓	8 10 ↓	7 10 ↓	6 9 ↓	6 8 ↓	5 8 ↓	3 7 ↓	3 7 ↙	3 7 ↙	3 7 ↙	3 8 ↙	5 9 ↙	6 9 ↙	6 9 ↖	6 9 ↖	7 9 ↖	7 9 ↖	7 10 ↑
Houston Pilots D - 37/38	13 17 ↓	12 16 ↓	10 15 ↓	10 14 ↓	9 14 ↓	9 13 ↓	8 12 ↓	8 12 ↓	8 10 ↓	7 9 ↓	6 9 ↓	6 9 ↓	5 8 ↓	3 7 ↓	3 7 ↙	3 7 ↙	3 8 ↙	3 8 ↙	5 9 ↙	6 9 ↙	6 8 ↖	6 8 ↖	6 8 ↖	7 9 ↑
Houston Pilots C - 25/26	13 18 ↓	12 17 ↓	10 16 ↓	10 15 ↓	9 14 ↓	9 13 ↓	8 13 ↓	8 12 ↓	7 12 ↓	6 10 ↓	6 9 ↓	6 8 ↓	5 8 ↓	3 7 ↓	3 7 ↙	3 7 ↙	3 7 ↙	3 7 ↙	6 8 ↙	6 8 ↙	6 8 ↖	6 8 ↖	6 8 ↖	7 9 ↑
Houston Pilots B - 11/12	13 17 ↓	12 16 ↓	10 16 ↓	10 15 ↓	9 14 ↓	9 14 ↓	8 13 ↓	8 12 ↓	7 12 ↓	6 10 ↓	6 9 ↓	6 8 ↓	5 8 ↓	3 7 ↓	3 7 ↙	3 7 ↙	3 7 ↙	3 6 ↓	5 7 ↓	6 8 ↙	6 7 ↙	6 7 ↖	6 7 ↖	6 9 ↑
Houston Pilots A - 1 & 2 Bravo	14 20 ↓	13 18 ↓	13 18 ↓	12 17 ↓	12 16 ↓	10 16 ↓	10 15 ↓	9 14 ↓	9 14 ↓	8 13 ↓	8 12 ↓	7 10 ↓	6 9 ↓	5 8 ↓	3 7 ↓	3 7 ↙	3 6 ↓	3 6 ↓	3 6 ↓	5 7 ↙	6 8 ↙	6 8 ↖	6 8 ↖	7 9 ↑

NOTE: This is automated data that may/may not agree with the official BAM thinking that's found on the daily slides.
This data should be used as a guide only.

Houston Pilots: TUE. 4/8/2025

Forecast Discussion

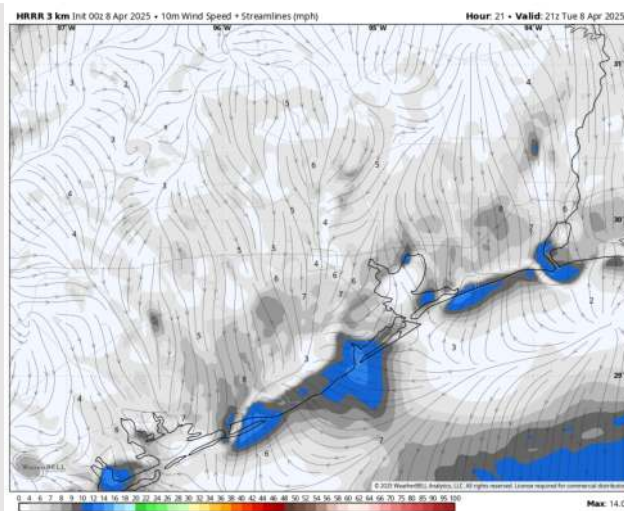
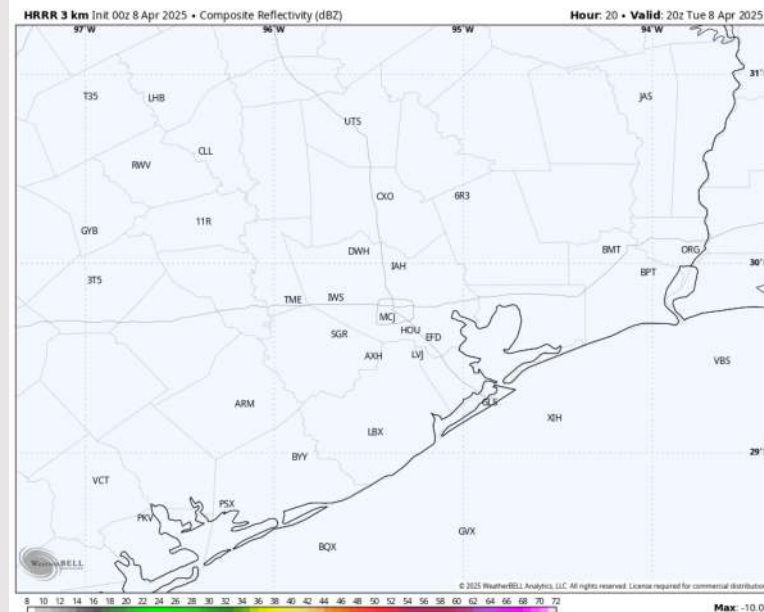
Precip: Favoring dry conditions for today.

Wind: Winds will be out of the N through 11 AM, becoming variable in direction for the PM. **N of Morgan's Point:** Winds will be at 3 – 8 kts throughout the day. **S of Morgan's Point:** Winds will be at 10 – 15 kts through 11 AM, decreasing to 5 - 10 kts for the rest of the day.

High Temps: **N of Morgan's Point:** Low-Mid 70s F. **S of Morgan's Point:** Upper 60s F.

Visibility: Fog is not favored for today.

Precip Image: 3 PM CT



Houston Pilots: WED. 4/9/2025

Forecast Discussion

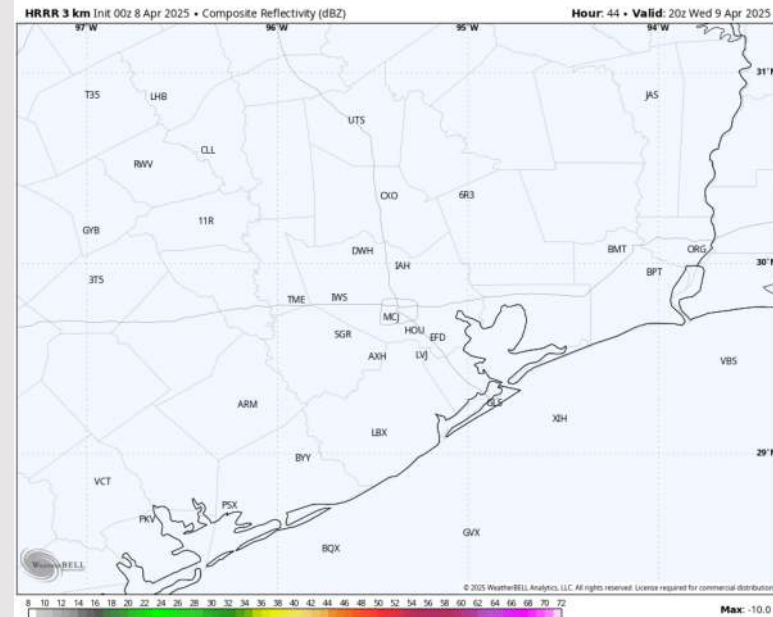
Precip: Favoring dry conditions for Wednesday.

Wind: Winds will be out of the S/SW throughout the day. **N of Morgan's Point:** Winds will be at 5 – 9 kts for Wednesday. **S of Morgan's Point:** Winds will be at 6 -110 kts throughout the day. **Wind gusts may briefly reach 20 kts for Stations S of Morgan's Point after 11 AM.**

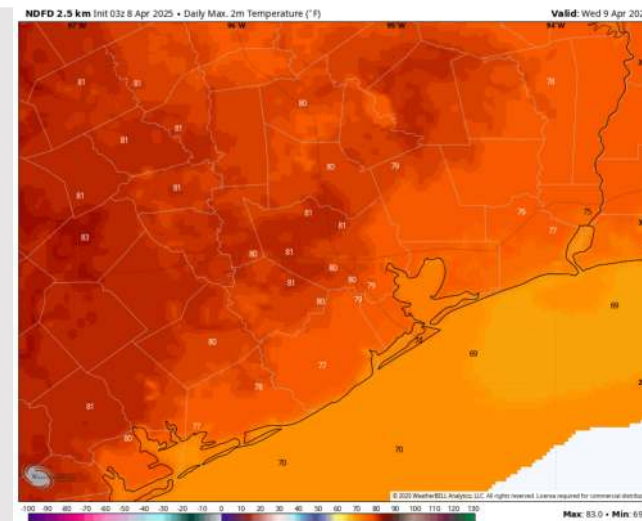
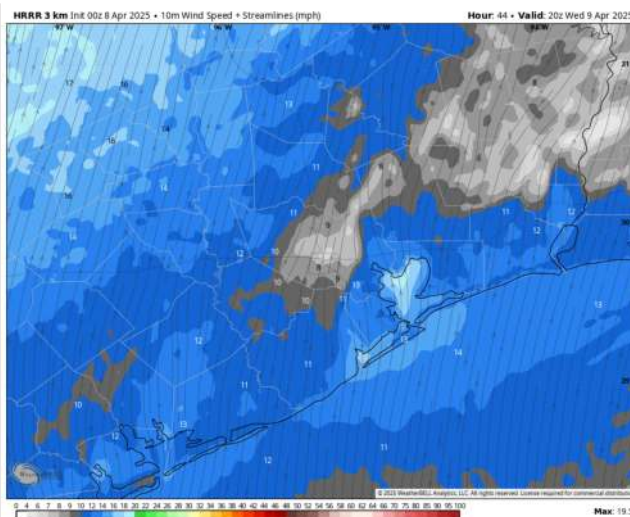
High Temps: **N of Morgan's Point:** Near 80 F. **S of Morgan's Point:** Mid 70s F.

Visibility: No fog concerns for Wednesday.

Precip Image: 3 PM CT



Wind Speed
3 PM CT



High Temps
Wednesday

Houston Pilots: THU. 4/10/2025

Forecast Discussion

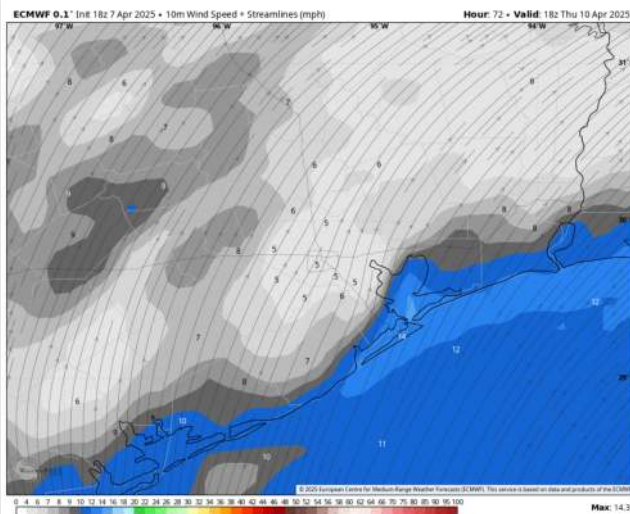
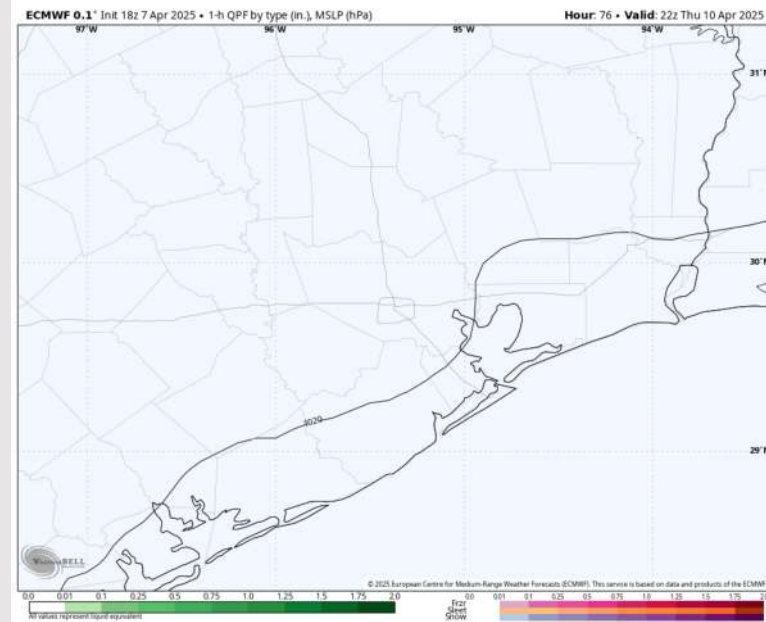
Precip: Dry conditions are favored Thursday.

Wind: Winds will be out of the SW throughout the day. **N of Morgan's Point:** Winds will be at 3 - 8kts through all of Thursday. **S of Morgan's Point:** Winds will be at 7 - 12 kts for all of Thursday.

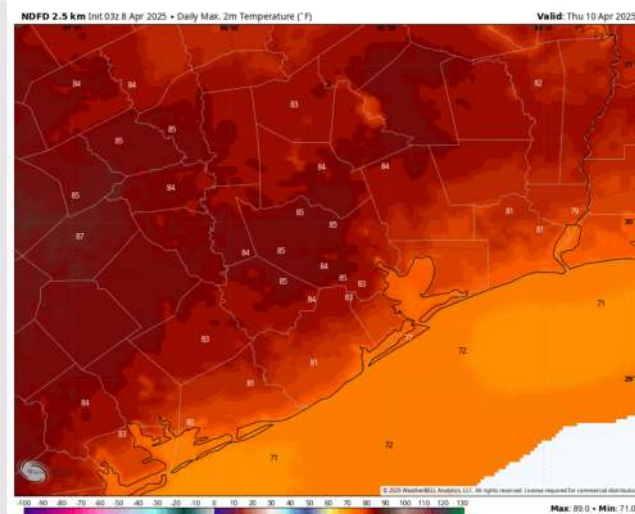
High Temps: **N of Morgan's Point:** Mid 80s F. **S of Morgan's Point:** Mid Lower 70s F.

Visibility: No fog concerns for Thursday.

Precip Image: 5 PM CT



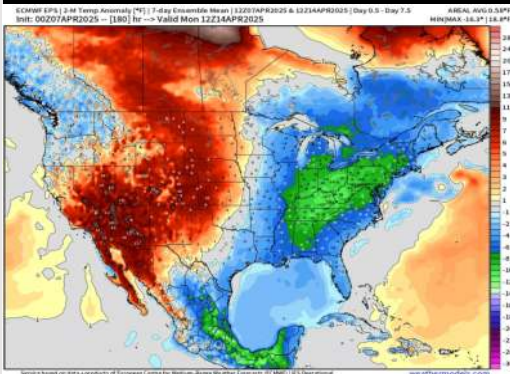
Wind Speed:
1 PM CT



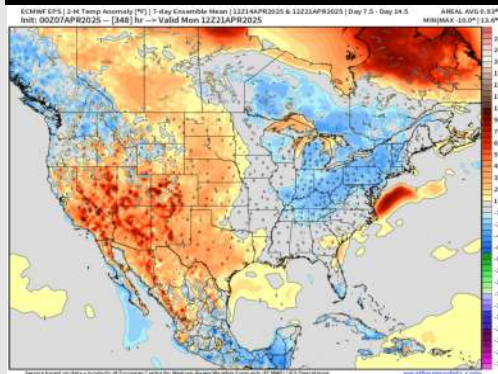
High Temps
Thursday

Houston Pilots: 4/8/25

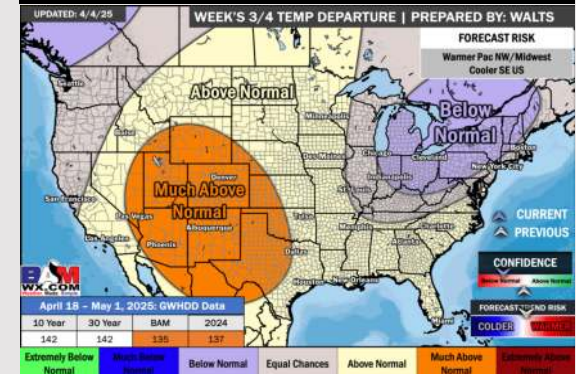
Next 7 Day Temperature Departure



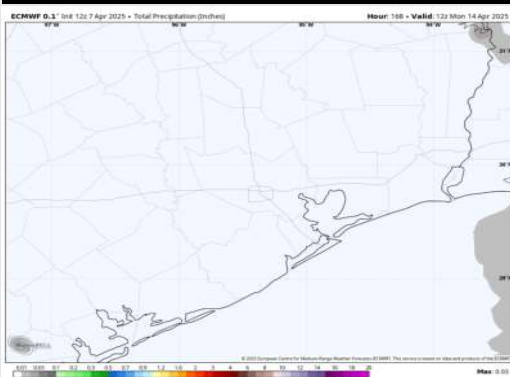
8-14 Day Temperature Departure



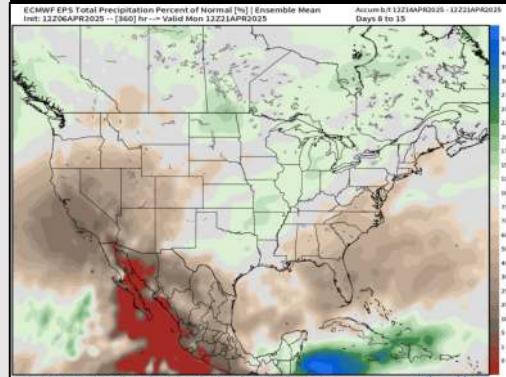
15-30 Day Temperature Departure



Next 7 Day Total Precipitation



8-14 Day % of Average Precip.



15-30 Day % of Average Precip.



- Temps are expected to be below normal for the next 7 days. Favoring dry conditions for the next 7 days.
- Above normal temps and near normal rainfall are expected for week 2.
- Above normal temperatures and above normal precipitation chances are expected for the weeks $\frac{3}{4}$ timeframe.