

Houston Pilots Forecast Package

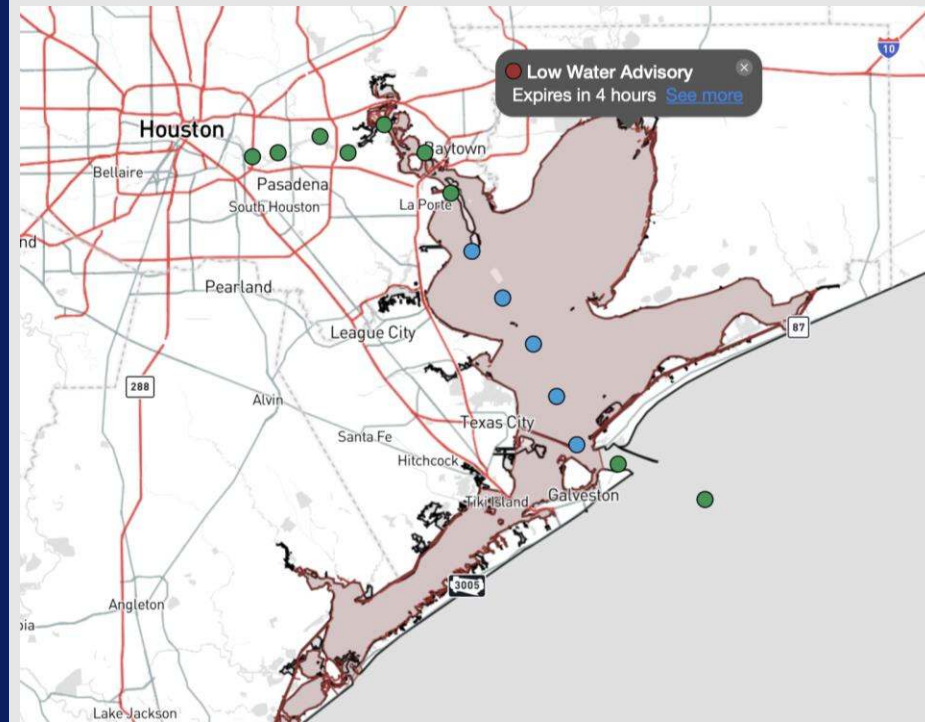


Updated: 1:00 PM CT
Monday, April 7, 2025

Forecaster: Alyssa Elliott

Weather Headlines

- Elevated winds out of the NW will be on a down-trend today.
- Dry conditions and calmer winds will continue through the week.
- Not currently favoring any fog concerns over the next few days.



Current Radar: 12:45 PM CT

As always, please do not hesitate to reach out to us with any forecast questions at **(317)-560-8122**. Press **1** for forecast questions.

You can also access real-time forecast updates and 24/7 meteorological chat assistance on your **Clarity** app. Click [here](#) for login assistance.



Houston Pilots Visibility Chart (miles)



Forecast Confidence



Visibility	Mon 2 pm	Mon 3 pm	Mon 4 pm	Mon 5 pm	Mon 6 pm	Mon 7 pm	Mon 8 pm	Mon 9 pm	Mon 10 pm	Mon 11 pm	Tue 12 am	Tue 1 am	Tue 2 am	Tue 3 am	Tue 4 am	Tue 5 am	Tue 6 am	Tue 7 am	Tue 8 am	Tue 9 am	Tue 10 am	Tue 11 am	Tue 12 pm	Tue 1 pm
Houston Pilots N - 610 Bridge	10	10	10	10	10	10	10	10	10	10	10	10	10	10	10	10	10	10	10	10	10	10	10	10
Houston Pilots M - Kinder 1	10	10	10	10	10	10	10	10	10	10	10	10	10	10	10	10	10	10	10	10	10	10	10	10
Houston Pilots L - Greens Bayou	10	10	10	10	10	10	10	10	10	10	10	10	10	10	10	10	10	10	10	10	10	10	10	10
Houston Pilots K - Shell Crude	10	10	10	10	10	10	10	10	10	10	10	10	10	10	10	10	10	10	10	10	10	10	10	10
Houston Pilots J - Lynchburg Ferries	10	10	10	10	10	10	10	10	10	10	10	10	10	10	10	10	10	10	10	10	10	10	10	10
Houston Pilots I - Exxon 3	10	10	10	10	10	10	10	10	10	10	10	10	10	10	10	10	10	10	10	10	10	10	10	10
Houston Pilots H - Morgans Point	10	10	10	10	10	10	10	10	10	10	10	10	10	10	10	10	10	10	10	10	10	10	10	10
Houston Pilots G - 75/76	10	10	10	10	10	10	10	10	10	10	10	10	10	10	10	10	10	10	10	10	10	10	10	10
Houston Pilots F - 63/64	10	10	10	10	10	10	10	10	10	10	10	10	10	10	10	10	10	10	10	10	10	10	10	10
Houston Pilots E - 51/52	10	10	10	10	10	10	10	10	10	10	10	10	10	10	10	10	10	10	10	10	10	10	10	10
Houston Pilots D - 37/38	10	10	10	10	10	10	10	10	10	10	10	10	10	10	10	10	10	10	10	10	10	10	10	10
Houston Pilots C - 25/26	10	10	10	10	10	10	10	10	10	10	10	10	10	10	10	10	10	10	10	10	10	10	10	10
Houston Pilots B - 11/12	10	10	10	10	10	10	10	10	10	10	10	10	10	10	10	10	10	10	10	10	10	10	10	10
Houston Pilots A - 1 & 2 Bravo	10	10	10	10	10	10	10	10	10	10	10	10	10	10	10	10	10	10	10	10	10	10	10	10

NOTE: This is automated data that may/may not agree with the official BAM thinking that's found on the daily slides or special visibility report slides. This data should be used as a guide only

Houston Pilots Wind Chart



Sustained wind 10 Knots
Gusts 15 Knots
Wind from the SE

Example

10
15
↙

Wind	Mon 2 pm	Mon 3 pm	Mon 4 pm	Mon 5 pm	Mon 6 pm	Mon 7 pm	Mon 8 pm	Mon 9 pm	Mon 10 pm	Mon 11 pm	Tue 12 am	Tue 1 am	Tue 2 am	Tue 3 am	Tue 4 am	Tue 5 am	Tue 6 am	Tue 7 am	Tue 8 am	Tue 9 am	Tue 10 am	Tue 11 am	Tue 12 pm	Tue 1 pm		
Houston Pilots N - 610 Bridge	12 23 ↓	12 23 ↓	12 23 ↓	10 22 ↓	10 21 ↓	10 20 ↓	9 17 ↓	8 15 ↓	7 13 ↓	6 10 ↓	6 9 ↓	5 8 ↓	3 7 ↓	3 7 ↓	3 6 ↓	3 6 ↓	3 6 ↓	2 6 ↓	2 6 ↓	2 5 ↓	2 5 ↓	1 5 ↓	1 5 ↓	2 5 ↓	2 5 ↓	
Houston Pilots M - Kinder 1	12 23 ↓	12 23 ↓	12 22 ↓	10 22 ↓	10 21 ↓	10 20 ↓	9 17 ↓	8 15 ↓	7 13 ↓	6 12 ↓	6 9 ↓	5 8 ↓	3 7 ↓	3 7 ↓	3 6 ↓	3 6 ↓	3 6 ↓	2 6 ↓	2 6 ↓	2 5 ↓	2 5 ↓	1 5 ↓	1 5 ↓	2 5 ↓	2 5 ↓	
Houston Pilots L - Greens Bayou	12 22 ↓	12 22 ↓	12 22 ↓	10 22 ↓	10 21 ↓	10 18 ↓	9 17 ↓	8 15 ↓	7 13 ↓	6 12 ↓	6 9 ↓	5 8 ↓	3 7 ↓	3 7 ↓	3 6 ↓	3 6 ↓	3 6 ↓	3 6 ↓	3 6 ↓	2 5 ↓	2 5 ↓	2 5 ↓	1 5 ↓	1 5 ↓	2 5 ↓	2 5 ↓
Houston Pilots K - Shell Crude	12 22 ↓	12 22 ↓	12 22 ↓	10 21 ↓	10 21 ↓	10 18 ↓	9 17 ↓	8 15 ↓	7 13 ↓	6 12 ↓	6 10 ↓	5 9 ↓	5 9 ↓	3 7 ↓	3 7 ↓	3 7 ↓	3 7 ↓	3 6 ↓	3 6 ↓	2 5 ↓	2 5 ↓	2 5 ↓	2 5 ↓	2 5 ↓	2 5 ↓	2 5 ↓
Houston Pilots J - Lynchburg Ferries	12 22 ↓	12 22 ↓	12 22 ↓	10 21 ↓	10 21 ↓	10 18 ↓	8 17 ↓	8 14 ↓	7 13 ↓	6 12 ↓	6 9 ↓	5 8 ↓	3 7 ↓	3 7 ↓	3 6 ↓	3 6 ↓	3 6 ↓	2 6 ↓	2 6 ↓	2 5 ↓	2 5 ↓	2 5 ↓	2 5 ↓	2 5 ↓	2 5 ↓	2 5 ↓
Houston Pilots I - Exxon 3	13 22 ↓	13 22 ↓	13 22 ↓	13 22 ↓	13 21 ↓	13 20 ↓	12 18 ↓	10 16 ↓	9 14 ↓	8 13 ↓	8 12 ↓	7 10 ↓	6 9 ↓	6 9 ↓	6 8 ↓	6 8 ↓	5 7 ↓	5 7 ↓	5 7 ↓	3 7 ↓	3 7 ↓	3 6 ↓	3 6 ↓	2 5 ↓	2 5 ↓	2 5 ↓
Houston Pilots H - Morgans Point	13 22 ↓	13 22 ↓	13 22 ↓	13 22 ↓	13 21 ↓	13 20 ↓	12 18 ↓	10 16 ↓	10 15 ↓	9 14 ↓	8 13 ↓	8 10 ↓	7 9 ↓	6 8 ↓	6 8 ↓	6 7 ↓	5 7 ↓	5 7 ↓	5 7 ↓	3 7 ↓	3 7 ↓	3 6 ↓	3 6 ↓	3 5 ↓	3 5 ↓	3 5 ↓
Houston Pilots G - 75/76	14 24 ↓	14 24 ↓	14 24 ↓	14 23 ↓	14 23 ↓	14 22 ↓	13 21 ↓	13 18 ↓	12 17 ↓	12 16 ↓	10 15 ↓	9 14 ↓	8 13 ↓	8 12 ↓	8 10 ↓	7 10 ↓	7 9 ↓	6 9 ↓	6 9 ↓	6 8 ↓	5 8 ↓	5 7 ↓	3 7 ↓	3 6 ↓	3 6 ↓	3 6 ↓
Houston Pilots F - 63/64	15 24 ↓	14 24 ↓	14 24 ↓	14 23 ↓	14 23 ↓	14 22 ↓	14 21 ↓	13 20 ↓	13 18 ↓	13 17 ↓	12 16 ↓	10 15 ↓	9 14 ↓	9 13 ↓	8 12 ↓	8 12 ↓	8 10 ↓	8 9 ↓	7 9 ↓	7 9 ↓	6 8 ↓	6 8 ↓	5 7 ↓	3 7 ↓	3 6 ↓	3 6 ↓
Houston Pilots E - 51/52	15 24 ↓	15 24 ↓	14 24 ↓	14 23 ↓	15 23 ↓	15 22 ↓	14 21 ↓	14 20 ↓	13 20 ↓	13 18 ↓	13 17 ↓	12 16 ↓	10 15 ↓	10 14 ↓	9 13 ↓	9 13 ↓	8 12 ↓	8 12 ↓	8 10 ↓	8 10 ↓	6 9 ↓	6 9 ↓	6 8 ↓	5 7 ↓	3 7 ↓	3 7 ↓
Houston Pilots D - 37/38	16 24 ↓	15 24 ↓	15 24 ↓	15 24 ↓	15 23 ↓	14 22 ↓	14 21 ↓	14 20 ↓	13 20 ↓	13 18 ↓	13 17 ↓	12 16 ↓	10 15 ↓	10 15 ↓	9 14 ↓	9 13 ↓	8 12 ↓	8 12 ↓	8 12 ↓	8 10 ↓	7 9 ↓	6 9 ↓	6 9 ↓	5 8 ↓	3 7 ↓	3 7 ↓
Houston Pilots C - 25/26	16 24 ↓	15 24 ↓	15 24 ↓	15 23 ↓	15 23 ↓	14 22 ↓	14 21 ↓	14 20 ↓	13 20 ↓	13 20 ↓	13 18 ↓	12 17 ↓	10 16 ↓	10 15 ↓	10 14 ↓	9 13 ↓	9 13 ↓	8 12 ↓	8 12 ↓	8 12 ↓	7 10 ↓	6 9 ↓	6 9 ↓	6 8 ↓	5 7 ↓	3 7 ↓
Houston Pilots B - 11/12	16 24 ↓	15 24 ↓	15 24 ↓	15 23 ↓	14 22 ↓	14 21 ↓	13 21 ↓	13 20 ↓	13 20 ↓	13 18 ↓	13 17 ↓	12 16 ↓	10 15 ↓	10 15 ↓	9 14 ↓	9 14 ↓	8 13 ↓	8 12 ↓	8 12 ↓	7 10 ↓	6 9 ↓	6 9 ↓	6 8 ↓	5 7 ↓	3 7 ↓	3 7 ↓
Houston Pilots A - 1 & 2 Bravo	17 25 ↓	17 25 ↓	16 24 ↓	15 24 ↓	15 24 ↓	15 23 ↓	15 22 ↓	15 22 ↓	15 21 ↓	15 21 ↓	14 20 ↓	13 20 ↓	13 18 ↓	13 17 ↓	13 17 ↓	12 16 ↓	12 15 ↓	10 14 ↓	10 14 ↓	9 12 ↓	8 10 ↓	8 10 ↓	7 9 ↓	6 9 ↓	5 7 ↓	3 7 ↓

NOTE: This is automated data that may/may not agree with the official BAM thinking that's found on the daily slides. This data should be used as a guide only.

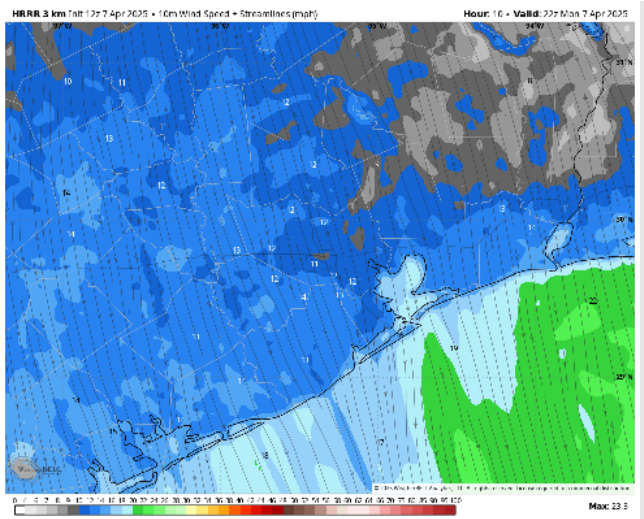
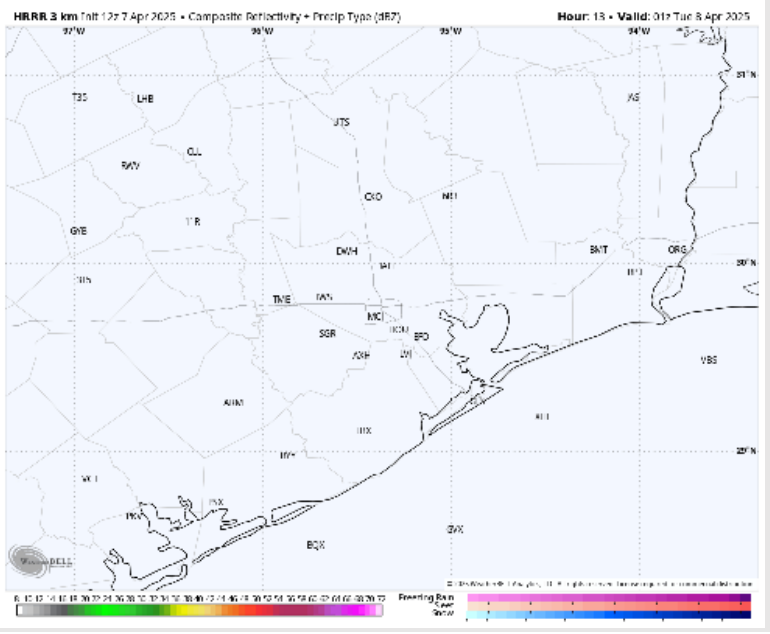
Houston Pilots: MON. 4/7/2025



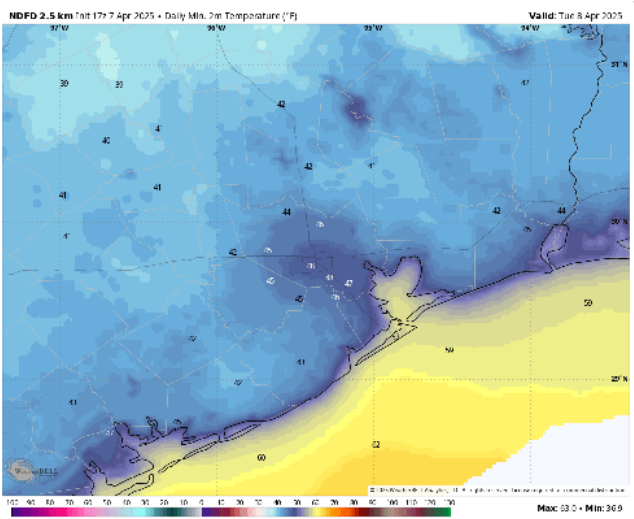
Forecast Discussion

- Precip:** Dry conditions are favored for the PM.
- Wind:** Winds will be out of the NW throughout the day. **N of Morgan's Point:** Winds will be at 8 – 13 kts through 8 PM, decreasing to 2 – 7 kts after that time. **S of Morgan's Point:** Winds will be at 18 – 23 kts for the rest of the PM. **Gusts up to 30 kts will be in play for Stations S of Morgan's Point through 3 PM.**
- Low Temps:** **N of Morgan's Point:** Upper 40s F. **S of Morgan's Point:** Mid 50s F.
- Visibility:** No fog concerns for tonight.

Precip Image: 8 PM CT



Wind Speed:
5 PM CT



Low Temps
TUE AM

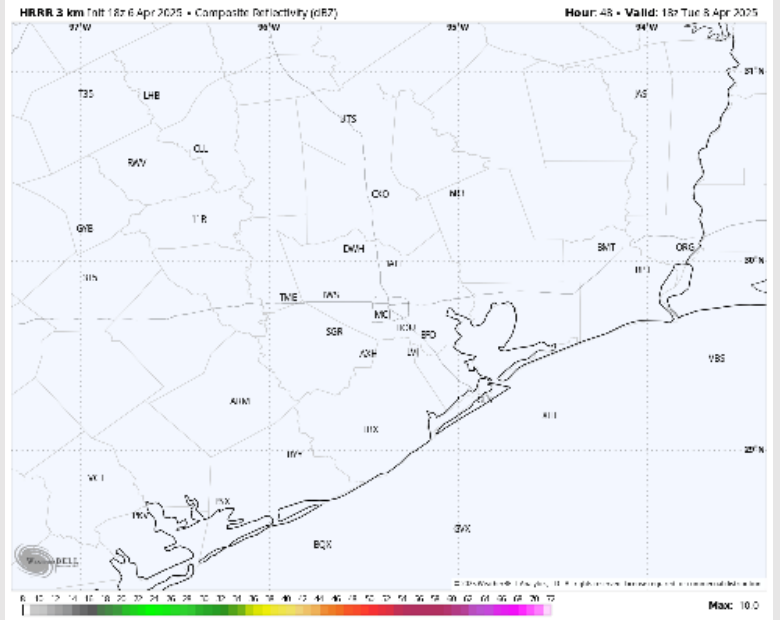
Houston Pilots: TUE. 4/8/2025



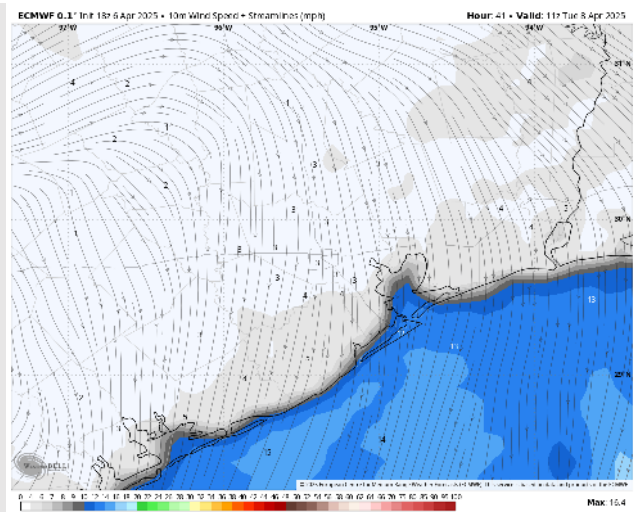
Forecast Discussion

- Precip:** Favoring dry conditions for Tuesday.
- Wind:** Winds will be out of the N through 11 AM, becoming variable in direction for the PM. **N of Morgan's Point:** Winds will be at 3 – 8 kts throughout the day. **S of Morgan's Point:** Winds will be at 10 – 15 kts through 10 AM, decreasing to 5 - 10 kts for the rest of the day.
- High Temps:** **N of Morgan's Point:** Low-Mid 70s F. **S of Morgan's Point:** Upper 60s F.
- Visibility:** Fog is not favored for Tuesday.

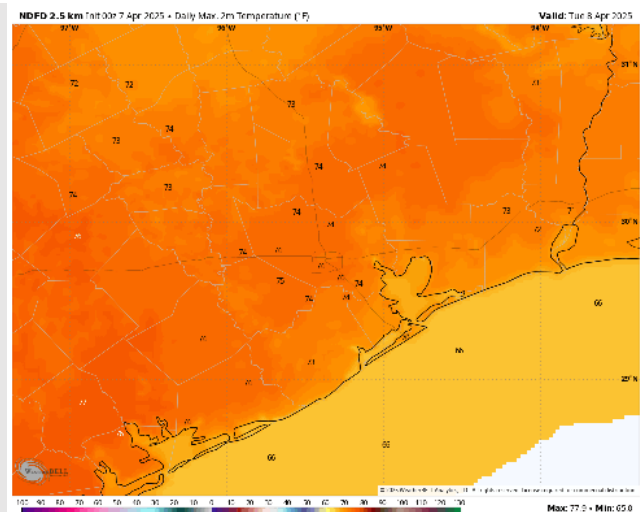
Precip Image: 1 PM CT



Wind Speed:
6 AM CT



High Temps
Tuesday



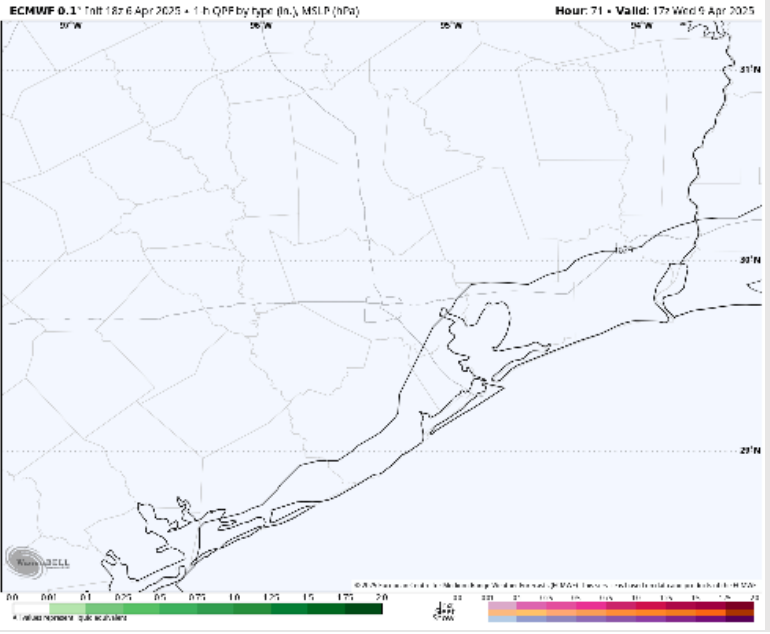
Houston Pilots: WED. 4/9/2025



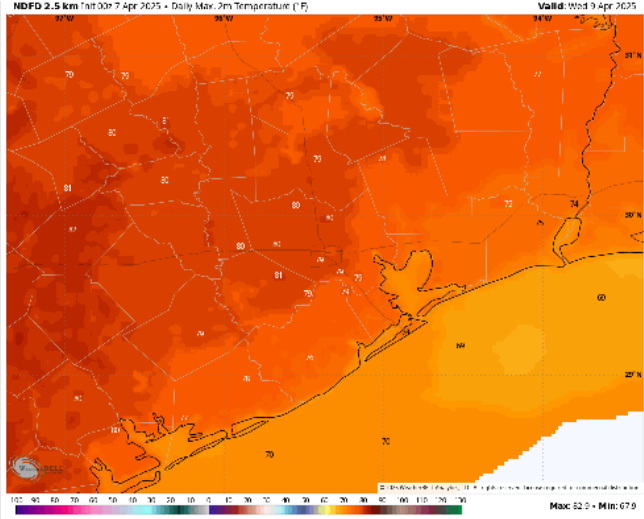
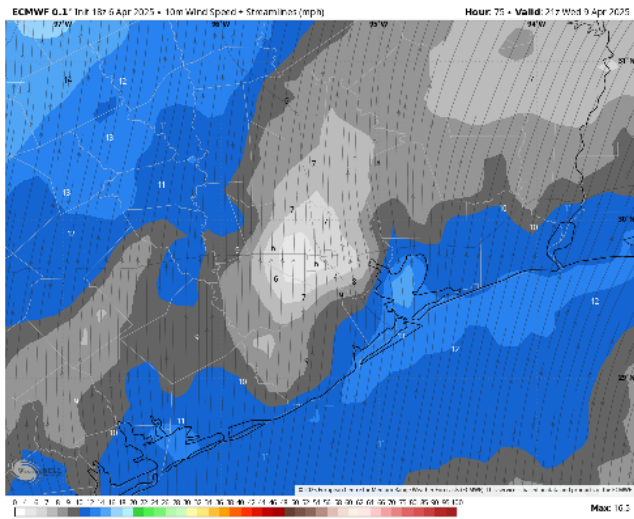
Forecast Discussion

- Precip:** Favoring dry conditions for Wednesday.
- Wind:** Winds will be out of the S/SW throughout the day. **N of Morgan's Point:** Winds will be at 3 – 8 kts for Wednesday. **S of Morgan's Point:** Winds will be at 5 - 10 kts throughout the day. **Wind gusts may briefly reach 20 kts for Stations S of Morgan's Point after 11 AM.**
- High Temps:** **N of Morgan's Point:** Near 80 F. **S of Morgan's Point:** Mid 70s F.
- Visibility:** No fog concerns for Wednesday.

Precip Image: 12 PM CT

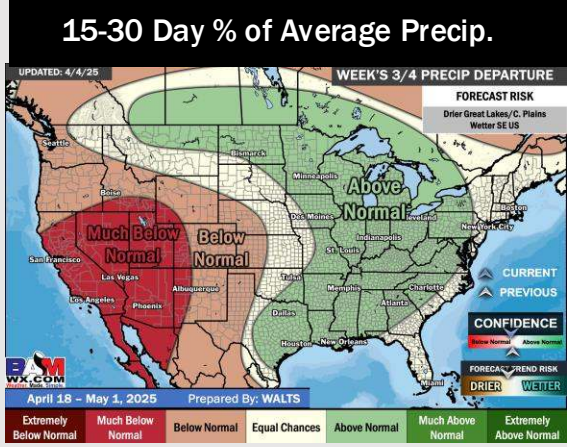
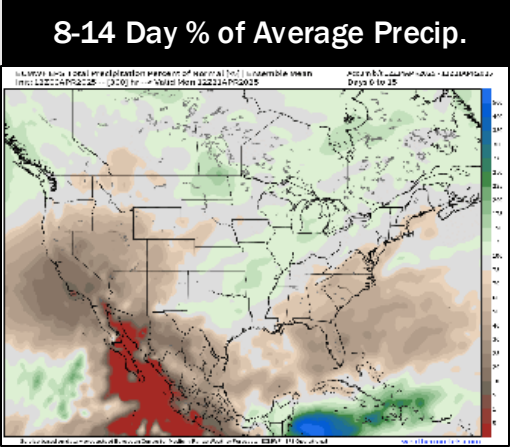
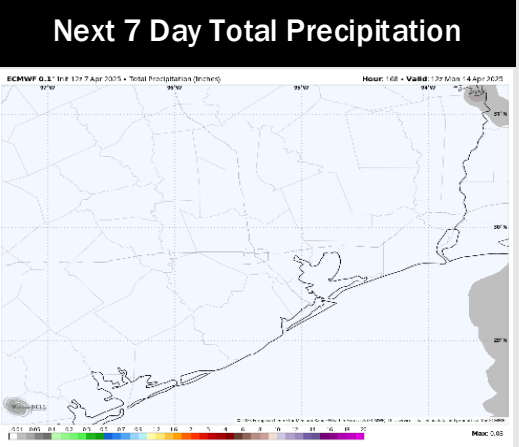
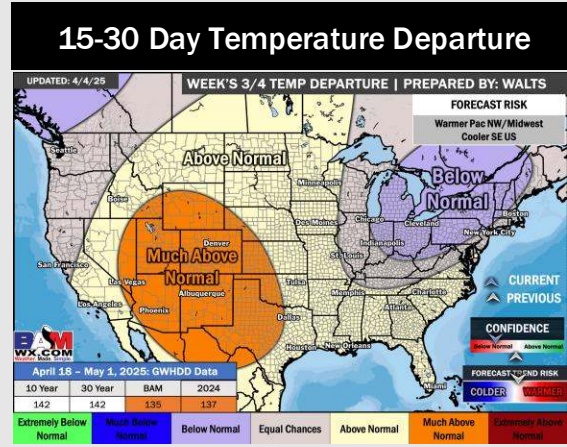
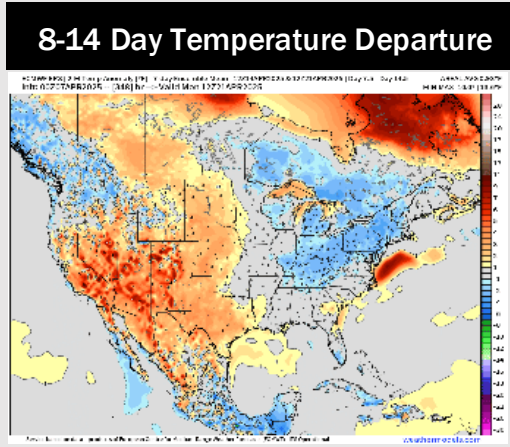
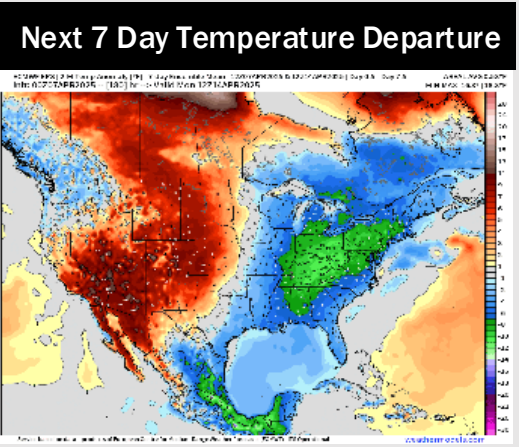


Wind Speed
4 PM CT



High Temps
Wednesday

Houston Pilots: 4/7/25



- Temps are expected to be below normal for the next 7 days. Favoring dry conditions for the next 7 days.
- Above normal temps and near normal rainfall are expected for week 2.
- Above normal temperatures and above normal precipitation chances are expected for the weeks 3/4 timeframe.