

# Houston Pilots Forecast Package

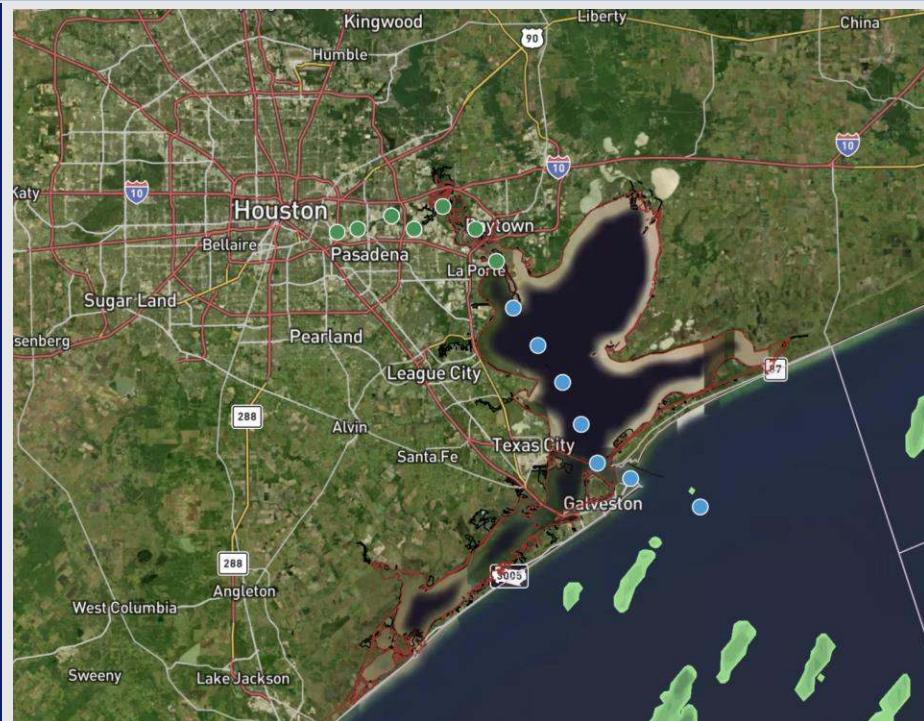


Updated: 5:20 AM CT  
Monday, April 7, 2025

Forecaster: Alyssa Elliott

## Weather Headlines

- Elevated winds will be on a down-trend today.
- Dry conditions and calmer winds will continue through the week.
- Not currently favoring any fog concerns over the next few days.



Current Radar: 5:15 AM CT

As always, please do not hesitate to reach out to us with any forecast questions at **(317)-560-8122**. Press 1 for forecast questions.

You can also access real-time forecast updates and 24/7 meteorological chat assistance on your [Clarity](#) app. Click [here](#) for login assistance.



# Houston Pilots Extended Range Visibility Report



Thursday 4/10/25

No fog concerns for Thursday.

## Forecast Confidence



Saturday 4/12/25

No fog concerns for Saturday.

## Forecast Confidence



Friday 4/11/25

No fog concerns for Friday.

## Forecast Confidence



## Chance for Fog

Thursday AM	Unlikely
Thursday PM	Unlikely
Friday AM	Unlikely
Friday PM	Unlikely
Saturday AM	Unlikely
Saturday PM	Unlikely

# Houston Pilots Visibility Chart (miles)



Visibility	Mon 7 am	Mon 8 am	Mon 9 am	Mon 10 am	Mon 11 am	Mon 12 pm	Mon 1 pm	Mon 2 pm	Mon 3 pm	Mon 4 pm	Mon 5 pm	Mon 6 pm	Mon 7 pm	Mon 8 pm	Mon 9 pm	Mon 10 pm	Mon 11 pm	Tue 12 am	Tue 1 am	Tue 2 am	Tue 3 am	Tue 4 am	Tue 5 am	Tue 6 am
Houston Pilots N - 610 Bridge	10	10	10	10	10	10	10	10	10	10	10	10	10	10	10	10	10	10	10	10	10	10	10	10
Houston Pilots M - Kinder 1	10	10	10	10	10	10	10	10	10	10	10	10	10	10	10	10	10	10	10	10	10	10	10	10
Houston Pilots L - Greens Bayou	10	10	10	10	10	10	10	10	10	10	10	10	10	10	10	10	10	10	10	10	10	10	10	10
Houston Pilots K - Shell Crude	10	10	10	10	10	10	10	10	10	10	10	10	10	10	10	10	10	10	10	10	10	10	10	10
Houston Pilots J - Lynchburg Ferries	10	10	10	10	10	10	10	10	10	10	10	10	10	10	10	10	10	10	10	10	10	10	10	10
Houston Pilots I - Exxon 3	10	10	10	10	10	10	10	10	10	10	10	10	10	10	10	10	10	10	10	10	10	10	10	10
Houston Pilots H - Morgans Point	10	10	10	10	10	10	10	10	10	10	10	10	10	10	10	10	10	10	10	10	10	10	10	10
Houston Pilots G - 75/76	10	10	10	10	10	10	10	10	10	10	10	10	10	10	10	10	10	10	10	10	10	10	10	10
Houston Pilots F - 63/64	10	10	10	10	10	10	10	10	10	10	10	10	10	10	10	10	10	10	10	10	10	10	10	10
Houston Pilots E - 51/52	10	10	10	10	10	10	10	10	10	10	10	10	10	10	10	10	10	10	10	10	10	10	10	10
Houston Pilots D - 37/38	10	10	10	10	10	10	10	10	10	10	10	10	10	10	10	10	10	10	10	10	10	10	10	10
Houston Pilots C - 25/26	10	10	10	10	10	10	10	10	10	10	10	10	10	10	10	10	10	10	10	10	10	10	10	10
Houston Pilots B - 11/12	10	10	10	10	10	10	10	10	10	10	10	10	10	10	10	10	10	10	10	10	10	10	10	10
Houston Pilots A - 1 & 2 Bravo	10	10	10	10	10	10	10	10	10	10	10	10	10	10	10	10	10	10	10	10	10	10	10	10

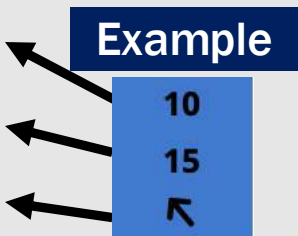
**NOTE:** This is automated data that may/may not agree with the official BAM thinking that’s found on the daily slides or special visibility report slides. This data should be used as a guide only



# Houston Pilots Wind Chart



Sustained wind 10 Knots  
Gusts 15 Knots  
Wind from the SE



Wind	Mon 7 am	Mon 8 am	Mon 9 am	Mon 10 am	Mon 11 am	Mon 12 pm	Mon 1 pm	Mon 2 pm	Mon 3 pm	Mon 4 pm	Mon 5 pm	Mon 6 pm	Mon 7 pm	Mon 8 pm	Mon 9 pm	Mon 10 pm	Mon 11 pm	Tue 12 am	Tue 1 am	Tue 2 am	Tue 3 am	Tue 4 am	Tue 5 am	Tue 6 am
Houston Pilots N - 610 Bridge	8 16 ↘	8 16 ↘	8 18 ↘	10 20 ↘	10 21 ↘	10 22 ↘	12 23 ↘	12 23 ↘	12 23 ↘	12 22 ↘	10 22 ↘	10 21 ↘	10 20 ↘	9 17 ↘	8 15 ↘	7 14 ↘	6 13 ↘	6 9 ↘	5 9 ↘	3 8 ↘	3 7 ↘	3 7 ↘	3 7 ↘	3 6 ↘
Houston Pilots M - Kinder 1	8 16 ↘	8 16 ↘	9 18 ↘	10 20 ↘	10 21 ↘	12 22 ↘	12 23 ↘	12 23 ↘	12 23 ↘	12 22 ↘	10 22 ↘	10 21 ↘	10 20 ↘	9 17 ↘	8 15 ↘	7 14 ↘	6 13 ↘	6 10 ↘	5 9 ↘	3 8 ↘	3 7 ↘	3 7 ↘	3 7 ↘	3 6 ↘
Houston Pilots L - Greens Bayou	8 17 ↘	8 16 ↘	9 18 ↘	10 20 ↘	10 21 ↘	12 22 ↘	12 22 ↘	12 23 ↘	12 22 ↘	12 22 ↘	10 22 ↘	10 21 ↘	10 20 ↘	9 17 ↘	8 15 ↘	7 14 ↘	6 13 ↘	6 10 ↘	5 9 ↘	3 8 ↘	3 7 ↘	3 7 ↘	3 7 ↘	3 7 ↘
Houston Pilots K - Shell Crude	8 17 ↘	8 17 ↘	9 18 ↘	10 20 ↘	10 21 ↘	12 22 ↘	12 23 ↘	12 22 ↘	12 22 ↘	12 22 ↘	10 22 ↘	10 21 ↘	10 18 ↘	9 17 ↘	8 15 ↘	7 14 ↘	6 13 ↘	6 10 ↘	5 9 ↘	5 9 ↘	3 7 ↘	3 7 ↘	3 7 ↘	3 7 ↘
Houston Pilots J - Lynchburg Ferries	8 17 ↘	8 17 ↘	9 18 ↘	10 20 ↘	10 21 ↘	12 22 ↘	12 22 ↘	12 22 ↘	12 22 ↘	12 21 ↘	10 21 ↘	10 21 ↘	10 18 ↘	8 17 ↘	8 15 ↘	7 14 ↘	6 13 ↘	6 9 ↘	5 9 ↘	3 8 ↘	3 7 ↘	3 7 ↘	3 7 ↘	3 7 ↘
Houston Pilots I - Exxon 3	13 18 ↘	13 18 ↘	13 20 ↘	13 20 ↘	13 21 ↘	13 22 ↘	13 22 ↘	13 22 ↘	13 22 ↘	13 22 ↘	13 22 ↘	13 21 ↘	13 20 ↘	12 18 ↘	10 16 ↘	10 15 ↘	9 13 ↘	8 12 ↘	7 10 ↘	6 9 ↘	6 9 ↘	6 8 ↘	6 8 ↘	5 7 ↘
Houston Pilots H - Morgans Point	13 20 ↘	13 18 ↘	13 20 ↘	13 20 ↘	13 21 ↘	13 22 ↘	13 22 ↘	13 22 ↘	13 22 ↘	13 22 ↘	13 22 ↘	13 21 ↘	13 20 ↘	12 18 ↘	10 16 ↘	10 15 ↘	9 14 ↘	8 13 ↘	8 12 ↘	7 10 ↘	6 9 ↘	6 9 ↘	6 9 ↘	5 8 ↘
Houston Pilots G - 75/76	15 22 ↘	15 22 ↘	15 22 ↘	16 23 ↘	15 23 ↘	15 24 ↘	15 24 ↘	14 24 ↘	14 23 ↘	14 23 ↘	14 23 ↘	14 23 ↘	14 22 ↘	14 21 ↘	13 18 ↘	13 17 ↘	12 16 ↘	10 15 ↘	10 14 ↘	9 13 ↘	8 12 ↘	8 10 ↘	7 10 ↘	7 9 ↘
Houston Pilots F - 63/64	16 22 ↘	16 23 ↘	16 23 ↘	16 23 ↘	16 23 ↘	15 24 ↘	15 24 ↘	14 24 ↘	14 24 ↘	14 24 ↘	14 23 ↘	14 23 ↘	14 22 ↘	14 21 ↘	13 18 ↘	13 17 ↘	13 16 ↘	12 15 ↘	10 14 ↘	9 13 ↘	9 12 ↘	8 12 ↘	8 12 ↘	8 10 ↘
Houston Pilots E - 51/52	17 24 ↘	17 24 ↘	17 24 ↘	17 24 ↘	17 24 ↘	16 24 ↘	15 24 ↘	15 24 ↘	15 24 ↘	14 24 ↘	14 23 ↘	15 23 ↘	15 22 ↘	14 21 ↘	14 20 ↘	13 18 ↘	13 17 ↘	13 16 ↘	12 15 ↘	10 14 ↘	10 13 ↘	9 12 ↘	8 13 ↘	8 12 ↘
Houston Pilots D - 37/38	17 25 ↘	17 25 ↘	17 25 ↘	17 25 ↘	17 25 ↘	17 24 ↘	16 24 ↘	16 24 ↘	15 24 ↘	15 24 ↘	15 24 ↘	15 23 ↘	15 22 ↘	14 21 ↘	14 20 ↘	14 20 ↘	13 18 ↘	13 17 ↘	12 16 ↘	10 15 ↘	10 14 ↘	9 13 ↘	9 13 ↘	8 13 ↘
Houston Pilots C - 25/26	18 25 ↘	18 25 ↘	18 25 ↘	17 25 ↘	17 25 ↘	17 25 ↘	17 24 ↘	16 24 ↘	16 24 ↘	15 24 ↘	15 23 ↘	15 23 ↘	14 22 ↘	14 21 ↘	14 20 ↘	14 20 ↘	14 20 ↘	13 18 ↘	12 17 ↘	10 16 ↘	10 15 ↘	9 14 ↘	9 14 ↘	8 13 ↘
Houston Pilots B - 11/12	17 25 ↘	17 25 ↘	17 25 ↘	17 25 ↘	17 25 ↘	17 24 ↘	17 24 ↘	16 24 ↘	16 23 ↘	15 23 ↘	15 23 ↘	15 22 ↘	14 21 ↘	14 21 ↘	13 20 ↘	13 20 ↘	13 18 ↘	13 18 ↘	12 17 ↘	10 16 ↘	10 15 ↘	9 14 ↘	9 14 ↘	8 13 ↘
Houston Pilots A - 1 & 2 Bravo	21 29 ↘	21 28 ↘	21 29 ↘	20 28 ↘	20 28 ↘	20 26 ↘	18 26 ↘	17 25 ↘	16 25 ↘	16 24 ↘	15 24 ↘	15 23 ↘	15 23 ↘	15 23 ↘	15 22 ↘	15 22 ↘	15 21 ↘	15 20 ↘	13 20 ↘	13 18 ↘	13 17 ↘	12 16 ↘	10 16 ↘	10 15 ↘

**NOTE:** This is automated data that may/may not agree with the official BAM thinking that's found on the daily slides.  
This data should be used as a guide only.

# Houston Pilots: MON. 4/7/2025

## Forecast Discussion

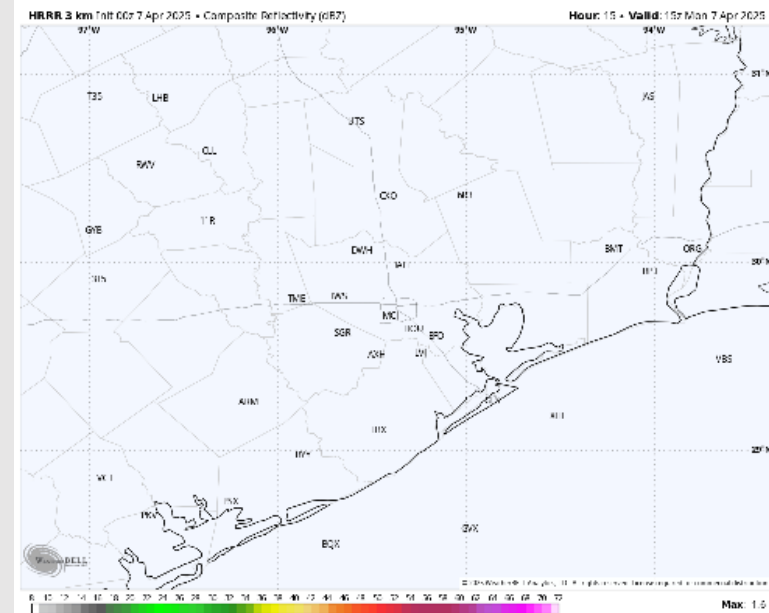
**Precip:** Dry conditions are favored for today.

**Wind:** Winds will be out of the NW throughout the day. **N of Morgan's Point:** Winds will be at 5 – 12 kts through 8 PM, decreasing to 2 – 7 kts after that time. **S of Morgan's Point:** Winds will be at 15 - 20 kts through 12 PM, decreasing to 10 – 15 kts after that time. **Gusts up to 30 kts will be in play for Stations S of Morgan's Point through 3 PM.**


**High Temps:** **N of Morgan's Point:** Mid 60s F. **S of Morgan's Point:** Low 60s F.

**Visibility:** No fog concerns for today.

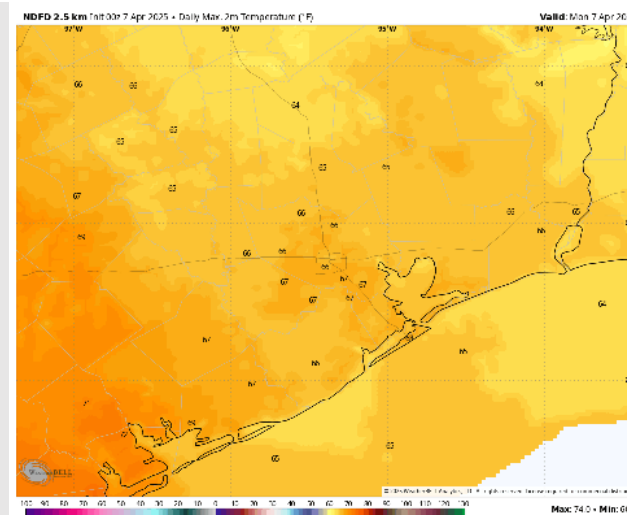
## Precip Image: 10 AM CT



**Wind Speed:**  
11 AM CT



**High Temps**  
Today



# Houston Pilots: TUE. 4/8/2025

## Forecast Discussion

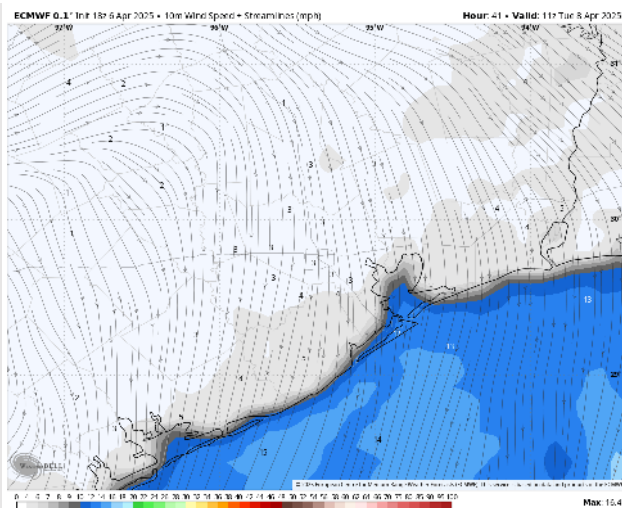
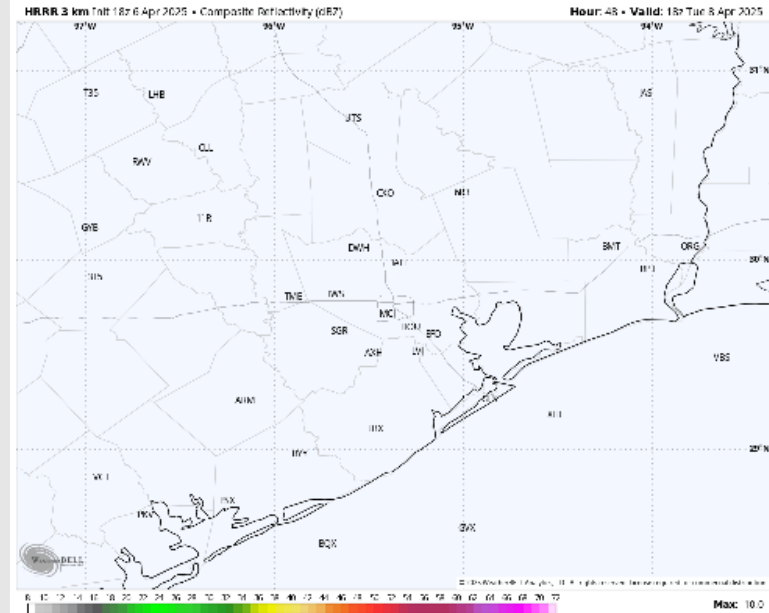
**Precip:** Favoring dry conditions for Tuesday.

**Wind:** Winds will be out of the N through 11 AM, becoming variable in direction for the PM. **N of Morgan's Point:** Winds will be at 3 – 8 kts throughout the day. **S of Morgan's Point:** Winds will be at 10 – 15 kts through 10 AM, decreasing to 5 - 10 kts for the rest of the day.

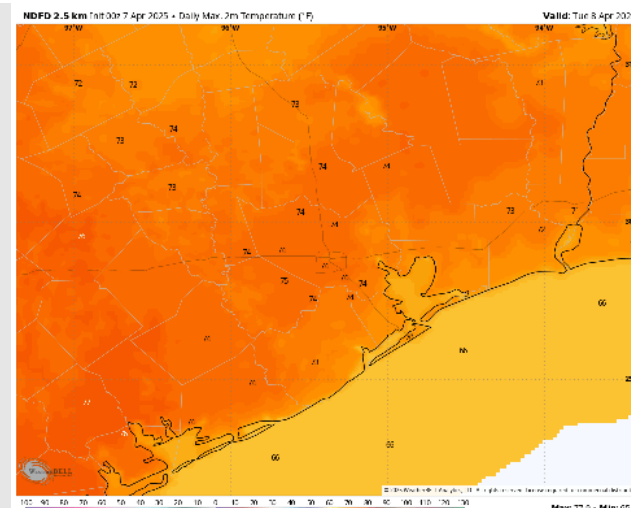
**High Temps:** **N of Morgan's Point:** Low-Mid 70s F. **S of Morgan's Point:** Upper 60s F.

**Visibility:** Fog is not favored for Tuesday.

## Precip Image: 1 PM CT



**Wind Speed:**  
6 AM CT



**High Temps**  
**Tuesday**



# Houston Pilots: WED. 4/9/2025

## Forecast Discussion

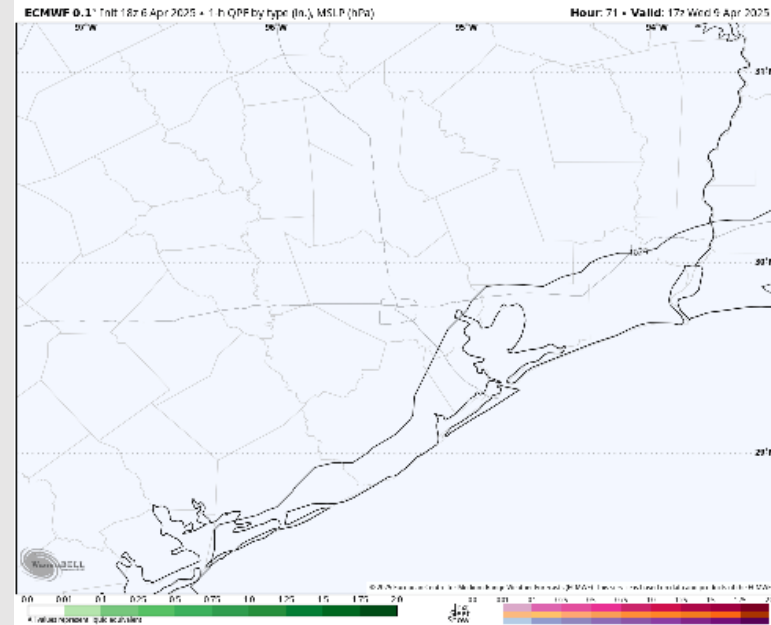
**Precip:** Favoring dry conditions for Wednesday.

**Wind:** Winds will be out of the S/SW throughout the day. **N of Morgan's Point:** Winds will be at 3 – 8 kts for Wednesday. **S of Morgan's Point:** Winds will be at 5 - 10 kts throughout the day. **Wind gusts may briefly reach 20 kts for Stations S of Morgan's Point after 11 AM.**

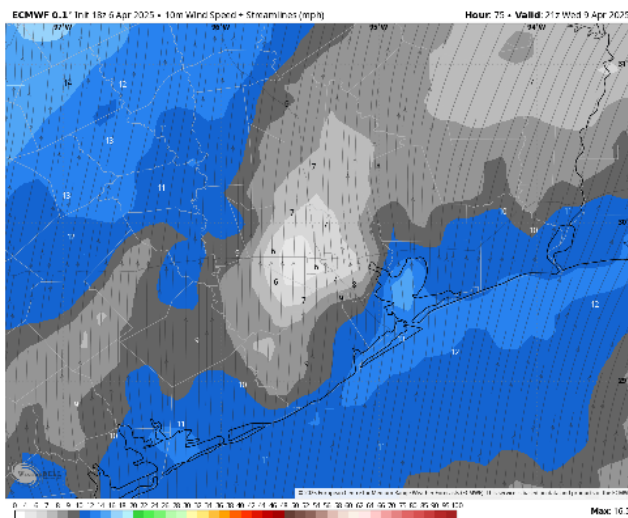
**High Temps:** **N of Morgan's Point:** Near 80 F. **S of Morgan's Point:** Mid 70s F.

**Visibility:** No fog concerns for Wednesday.

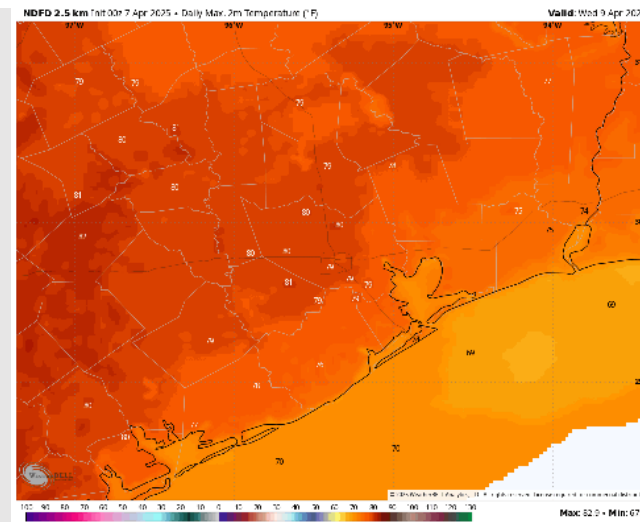
## Precip Image: 12 PM CT



Wind Speed  
4 PM CT

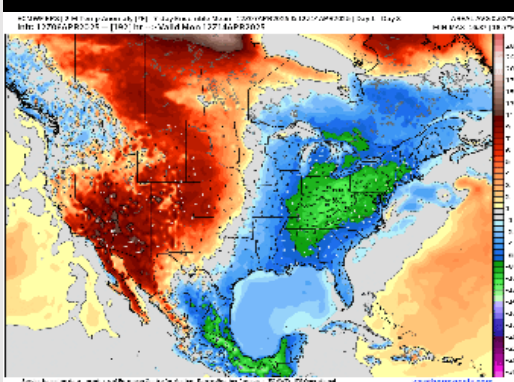


High Temps  
Wednesday

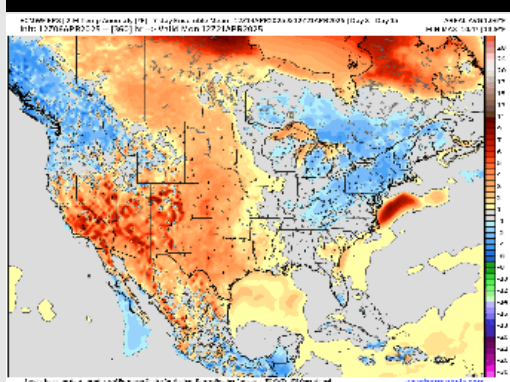


# Houston Pilots: 4/7/25

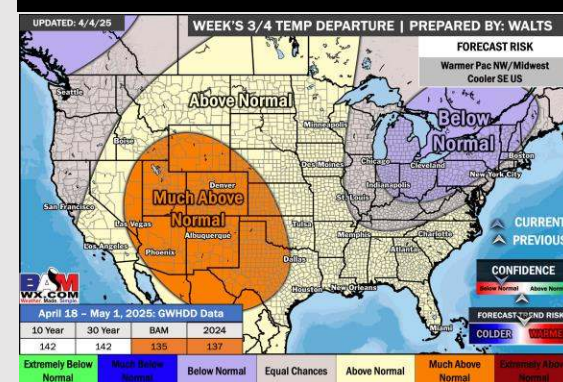
Next 7 Day Temperature Departure



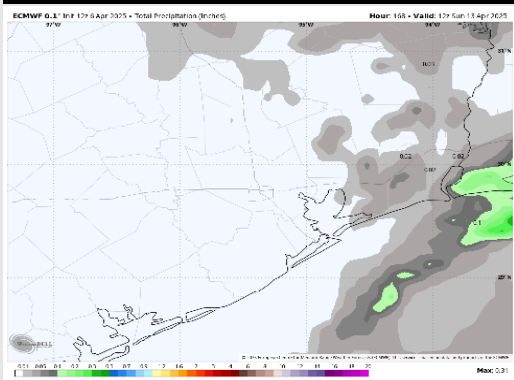
8-14 Day Temperature Departure



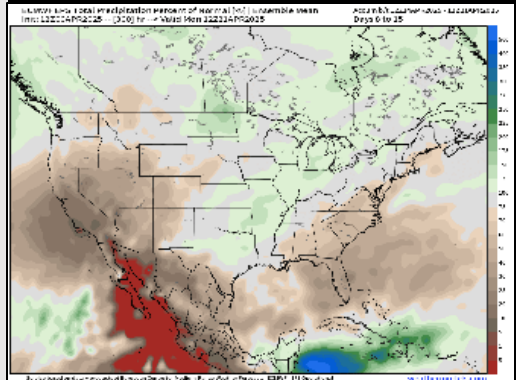
15-30 Day Temperature Departure



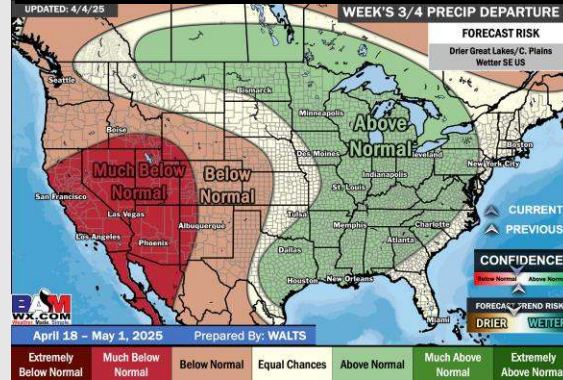
Next 7 Day Total Precipitation



8-14 Day % of Average Precip.



15-30 Day % of Average Precip.



- Temps are expected to be below normal for the next 7 days. Favoring mostly dry conditions for the next 7 days.
- Near normal temps and much below normal rainfall are expected for week 2.
- Above normal temperatures and above normal precipitation chances are expected for the weeks  $\frac{3}{4}$  timeframe.