

Houston Pilots Forecast Package

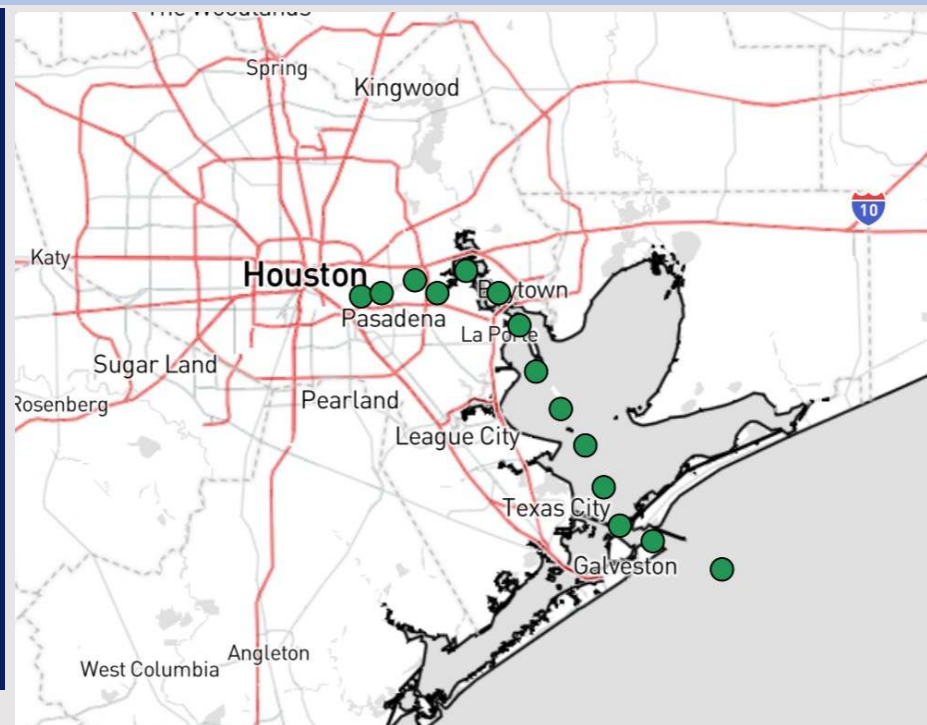


Updated: 11:00 PM CT
Tuesday, April 15, 2025

Forecaster: Jakeb Wagner

Weather Headlines

- Watching for gusts reaching 25 – 30+ kts Thursday and 30 – 35+ kts Friday.
- No fog is expected over the foreseeable future.
- Keeping an eye on increased wave heights of 4 – 5' this weekend.



Current Radar: 11:00 PM CT

As always, please do not hesitate to reach out to us with any forecast questions at **(317)-560-8122**. Press **1** for forecast questions.

You can also access real-time forecast updates and 24/7 meteorological chat assistance on your **Clarity** app. Click [here](#) for login assistance.



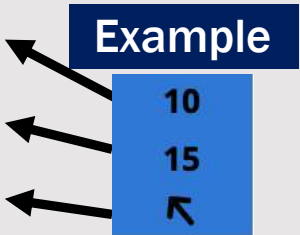
Houston Pilots Visibility Chart (miles)



Visibility	Tue 11 pm	Wed 12 am	Wed 1 am	Wed 2 am	Wed 3 am	Wed 4 am	Wed 5 am	Wed 6 am	Wed 7 am	Wed 8 am	Wed 9 am	Wed 10 am	Wed 11 am	Wed 12 pm	Wed 1 pm	Wed 2 pm	Wed 3 pm	Wed 4 pm	Wed 5 pm	Wed 6 pm	Wed 7 pm	Wed 8 pm	Wed 9 pm	Wed 10 pm
Houston Pilots N - 610 Bridge	10	10	10	10	10	10	10	10	10	10	10	10	10	10	10	10	10	10	10	10	10	10	10	10
Houston Pilots M - Kinder 1	10	10	10	10	10	10	10	10	10	10	10	10	10	10	10	10	10	10	10	10	10	10	10	10
Houston Pilots L - Greens Bayou	10	10	10	10	10	10	10	10	10	10	10	10	10	10	10	10	10	10	10	10	10	10	10	10
Houston Pilots K - Shell Crude	10	10	10	10	10	10	10	10	10	10	10	10	10	10	10	10	10	10	10	10	10	10	10	10
Houston Pilots J - Lynchburg Ferries	10	10	10	10	10	10	10	10	10	10	10	10	10	10	10	10	10	10	10	10	10	10	10	10
Houston Pilots I - Exxon 3	10	10	10	10	10	10	10	10	10	10	10	10	10	10	10	10	10	10	10	10	10	10	10	10
Houston Pilots H - Morgans Point	10	10	10	10	10	10	10	10	10	10	10	10	10	10	10	10	10	10	10	10	10	10	10	10
Houston Pilots G - 75/76	10	10	10	10	10	10	10	10	10	10	10	10	10	10	10	10	10	10	10	10	10	10	10	10
Houston Pilots F - 63/64	10	10	10	10	10	10	10	10	10	10	10	10	10	10	10	10	10	10	10	10	10	10	10	10
Houston Pilots E - 51/52	10	10	10	10	10	10	10	10	10	10	10	10	10	10	10	10	10	10	10	10	10	10	10	10
Houston Pilots D - 37/38	10	10	10	10	10	10	10	10	10	10	10	10	10	10	10	10	10	10	10	10	10	10	10	10
Houston Pilots C - 25/26	10	10	10	10	10	10	10	10	10	10	10	10	10	10	10	10	10	10	10	10	10	10	10	10
Houston Pilots B - 11/12	10	10	10	10	10	10	10	10	10	10	10	10	10	10	10	10	10	10	10	10	10	10	10	10
Houston Pilots A - 1 & 2 Bravo	9	10	10	10	10	10	10	10	10	10	10	10	10	10	10	10	10	10	10	9	7.9	9	10	10

NOTE: This is automated data that may/may not agree with the official BAM thinking that's found on the daily slides or special visibility report slides. This data should be used as a guide only

Houston Pilots Wind Chart



Wind	Tue 11 pm	Wed 12 am	Wed 1 am	Wed 2 am	Wed 3 am	Wed 4 am	Wed 5 am	Wed 6 am	Wed 7 am	Wed 8 am	Wed 9 am	Wed 10 am	Wed 11 am	Wed 12 pm	Wed 1 pm	Wed 2 pm	Wed 3 pm	Wed 4 pm	Wed 5 pm	Wed 6 pm	Wed 7 pm	Wed 8 pm	Wed 9 pm	Wed 10 pm
Houston Pilots N - 610 Bridge	6 10 ↖	5 9 ↖	3 8 ↖	3 7 ↖	3 7 ↖	3 7 ↖	3 7 ↖	3 8 ↖	5 9 ↖	6 10 ↖	6 12 ↖	7 14 ↖	8 15 ↖	9 17 ↖	10 20 ↖	10 20 ↖	12 22 ↖	12 23 ↖	13 24 ↖	13 25 ↖	13 25 ↖	13 24 ↖	12 23 ↖	10 21 ↖
Houston Pilots M - Kinder 1	6 10 ↖	5 9 ↖	3 8 ↖	3 7 ↖	3 7 ↖	3 7 ↖	3 7 ↖	3 8 ↖	5 9 ↖	6 10 ↖	6 12 ↖	7 14 ↖	8 15 ↖	9 17 ↖	10 20 ↖	10 20 ↖	12 22 ↖	12 23 ↖	13 24 ↖	13 25 ↖	13 24 ↖	13 24 ↖	12 23 ↖	10 21 ↖
Houston Pilots L - Greens Bayou	6 9 ↖	5 8 ↖	3 7 ↖	3 7 ↖	3 7 ↖	3 7 ↖	3 8 ↖	5 8 ↖	5 9 ↖	6 10 ↖	6 12 ↖	7 14 ↖	8 15 ↖	9 17 ↖	10 20 ↖	10 20 ↖	12 22 ↖	13 22 ↖	13 23 ↖	13 24 ↖	13 24 ↖	13 24 ↖	10 22 ↖	10 20 ↖
Houston Pilots K - Shell Crude	6 9 ↖	5 8 ↖	3 7 ↖	3 7 ↖	3 7 ↖	3 7 ↖	3 8 ↖	5 8 ↖	5 9 ↖	6 10 ↖	6 13 ↖	7 14 ↖	8 16 ↖	9 17 ↖	10 20 ↖	10 20 ↖	12 22 ↖	13 22 ↖	13 23 ↖	13 24 ↖	13 24 ↖	12 23 ↖	10 22 ↖	10 20 ↖
Houston Pilots J - Lynchburg Ferries	5 9 ↖	3 8 ↖	3 7 ↖	3 7 ↖	3 7 ↖	3 7 ↖	3 7 ↖	3 8 ↖	5 9 ↖	6 10 ↖	6 12 ↖	7 14 ↖	8 15 ↖	9 17 ↖	10 20 ↖	10 20 ↖	12 22 ↖	13 22 ↖	13 23 ↖	13 24 ↖	13 24 ↖	12 23 ↖	10 22 ↖	10 20 ↖
Houston Pilots I - Exxon 3	7 10 ↖	6 9 ↖	6 8 ↖	6 8 ↖	6 8 ↖	6 9 ↖	6 9 ↖	7 10 ↖	7 12 ↖	8 13 ↖	8 14 ↖	9 15 ↖	10 16 ↖	10 17 ↖	12 20 ↖	13 20 ↖	13 22 ↖	14 22 ↖	14 23 ↖	15 24 ↖	15 24 ↖	15 23 ↖	14 22 ↖	13 20 ↖
Houston Pilots H - Morgans Point	7 10 ↖	6 10 ↖	6 9 ↖	6 8 ↖	6 8 ↖	6 9 ↖	6 9 ↖	7 10 ↖	8 12 ↖	8 13 ↖	8 14 ↖	9 15 ↖	10 16 ↖	10 17 ↖	12 20 ↖	13 20 ↖	13 22 ↖	14 22 ↖	14 23 ↖	15 23 ↖	15 23 ↖	15 23 ↖	14 22 ↖	13 20 ↖
Houston Pilots G - 75/76	8 13 ↖	8 12 ↖	8 10 ↖	7 10 ↖	7 10 ↖	8 12 ↖	8 12 ↖	8 13 ↖	9 14 ↖	10 15 ↖	10 16 ↖	10 16 ↖	12 17 ↖	13 20 ↖	13 21 ↖	13 21 ↖	14 23 ↖	14 23 ↖	15 24 ↖	15 24 ↖	15 24 ↖	15 24 ↖	15 23 ↖	15 22 ↖
Houston Pilots F - 63/64	8 13 ↖	8 13 ↖	8 12 ↖	8 12 ↖	8 12 ↖	8 12 ↖	8 13 ↖	9 13 ↖	10 14 ↖	10 15 ↖	10 16 ↖	12 17 ↖	12 17 ↖	13 20 ↖	13 21 ↖	13 21 ↖	14 22 ↖	14 23 ↖	15 23 ↖	15 24 ↖	15 23 ↖	15 23 ↖	15 22 ↖	15 21 ↖
Houston Pilots E - 51/52	8 13 ↖	8 13 ↖	8 12 ↖	8 12 ↖	8 12 ↖	8 13 ↖	8 13 ↖	9 14 ↖	10 15 ↖	10 16 ↖	12 16 ↖	12 17 ↖	13 17 ↖	13 20 ↖	13 21 ↖	13 21 ↖	14 22 ↖	14 22 ↖	15 22 ↖	15 23 ↖	15 22 ↖	15 22 ↖	15 21 ↖	15 21 ↖
Houston Pilots D - 37/38	8 13 ↖	8 13 ↖	8 12 ↖	8 12 ↖	8 12 ↖	8 13 ↖	8 13 ↖	9 14 ↖	10 15 ↖	10 16 ↖	12 17 ↖	12 17 ↖	13 17 ↖	13 20 ↖	13 21 ↖	13 21 ↖	14 22 ↖	14 22 ↖	15 22 ↖	15 22 ↖	15 22 ↖	15 21 ↖	15 21 ↖	15 21 ↖
Houston Pilots C - 25/26	8 13 ↖	8 13 ↖	8 12 ↖	8 12 ↖	8 12 ↖	8 13 ↖	8 13 ↖	9 14 ↖	10 15 ↖	10 16 ↖	12 16 ↖	12 17 ↖	13 17 ↖	13 20 ↖	13 20 ↖	13 20 ↖	14 21 ↖	14 21 ↖	15 21 ↖	15 21 ↖	15 21 ↖	15 21 ↖	14 21 ↖	14 20 ↖
Houston Pilots B - 11/12	8 13 ↖	8 12 ↖	7 12 ↖	7 12 ↖	8 12 ↖	8 13 ↖	8 13 ↖	8 14 ↖	9 14 ↖	10 16 ↖	10 16 ↖	10 17 ↖	12 17 ↖	13 18 ↖	13 18 ↖	13 20 ↖	14 20 ↖	14 20 ↖	15 20 ↖	15 20 ↖	15 20 ↖	15 20 ↖	15 20 ↖	15 20 ↖
Houston Pilots A - 1 & 2 Bravo	9 14 ↖	8 14 ↖	8 13 ↖	8 13 ↖	9 13 ↖	9 14 ↖	10 14 ↖	10 15 ↖	10 16 ↖	13 17 ↖	13 17 ↖	13 17 ↖	13 18 ↖	13 20 ↖	13 20 ↖	13 20 ↖	14 18 ↖	14 20 ↖	15 20 ↖	15 20 ↖	15 20 ↖	15 20 ↖	15 21 ↖	15 21 ↖

NOTE: This is automated data that may/may not agree with the official BAM thinking that's found on the daily slides.
This data should be used as a guide only.

Houston Pilots: WED. 4/16/2025

Forecast Discussion

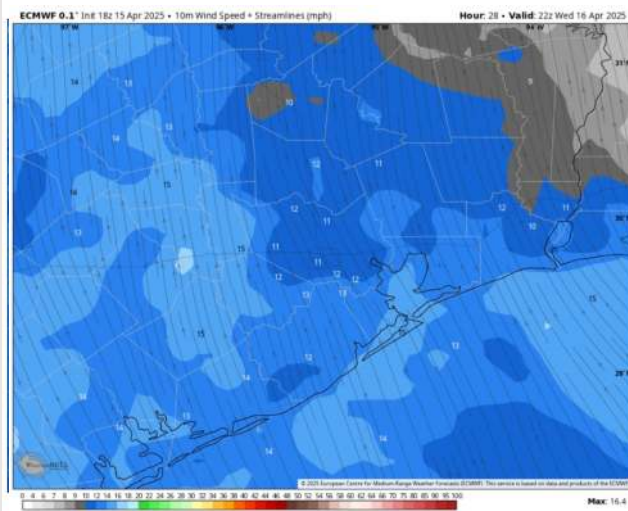
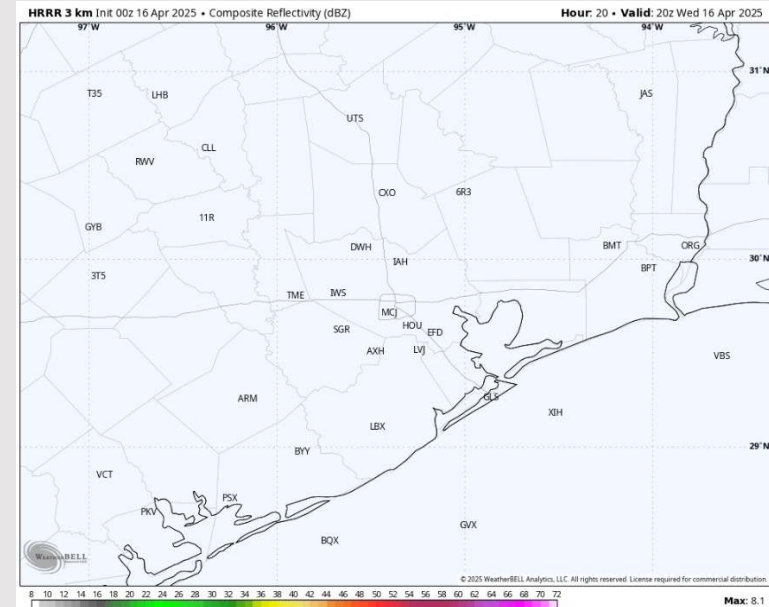
Precip: Favoring dry conditions for Today.

Wind: Winds will be out of the SSE throughout the day. **N of Morgan's Point:** Winds will be ESE at 1 - 6 kts from 1 AM – 10 AM, then transitioning SSE at 6 – 11 kts throughout the day. **S of Morgan's Point:** Winds will be at 3 – 8 kts through 8 AM before increasing to 10 – 15 kts the rest of today. **Gusts of 18 - 23kts will be possible N of Morgan's Point after 3 PM.**

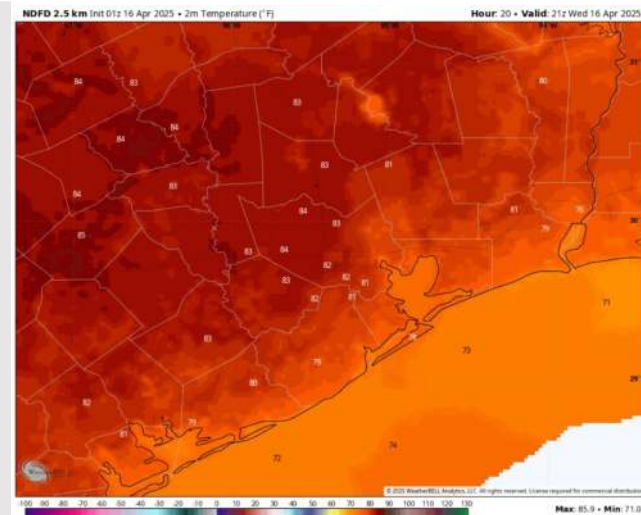
High Temps: **N of Morgan's Point:** Low 80s F. **S of Morgan's Point:** Mid 70s F.

Visibility: Not anticipating visibility concerns for today.

Precip Image: 3 PM CT



Wind Speed:
5 PM CT



High Temps
Today

Houston Pilots: THU. 4/17/2025

Forecast Discussion

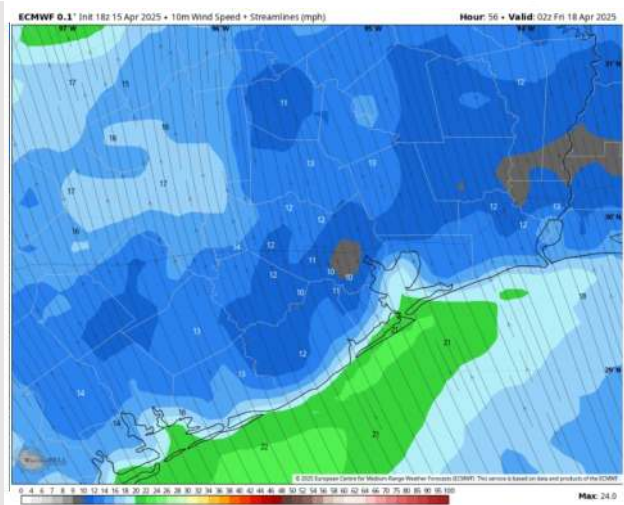
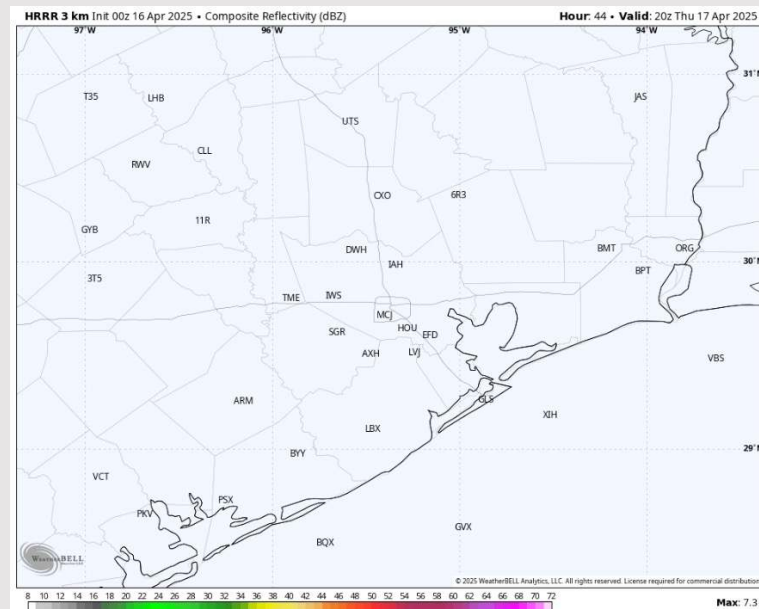
Precip: Favoring dry conditions for Thursday.

Wind: Winds will be out of the SSE throughout the entire day Thursday. **N of Morgan's Point:** Winds will be at 8 – 13 kts throughout the day. **S of Morgan's Point:** Winds will be 8- 13 kts throughout the day, then will be transitioning to 14-19 kts from 9PM-11PM. **Wind gusts of 25-30 kts will be possible N of Morgan's Point from 10 AM to 8 PM THU.**

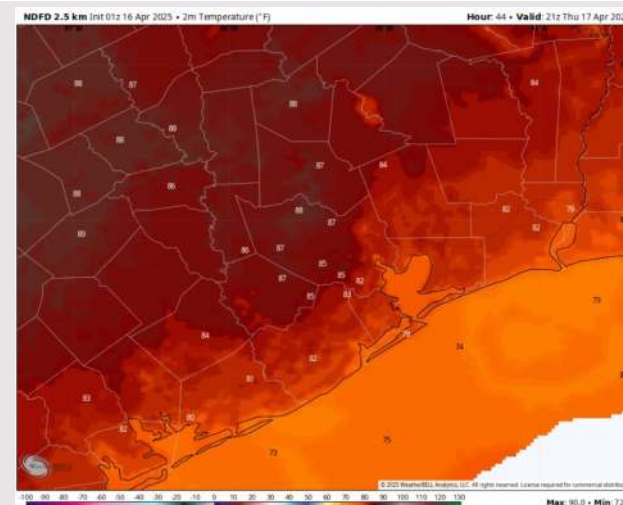
High Temps: **N of Morgan's Point:** Mid 80s F. **S of Morgan's Point:** Mid to Upper 70s F.

Visibility: Not anticipating visibility concerns for Thursday

Precip Image: 3 PM CT



Wind Speed:
9 PM CT



High Temps
Thursday

Houston Pilots: FRI. 4/18/2025

Forecast Discussion

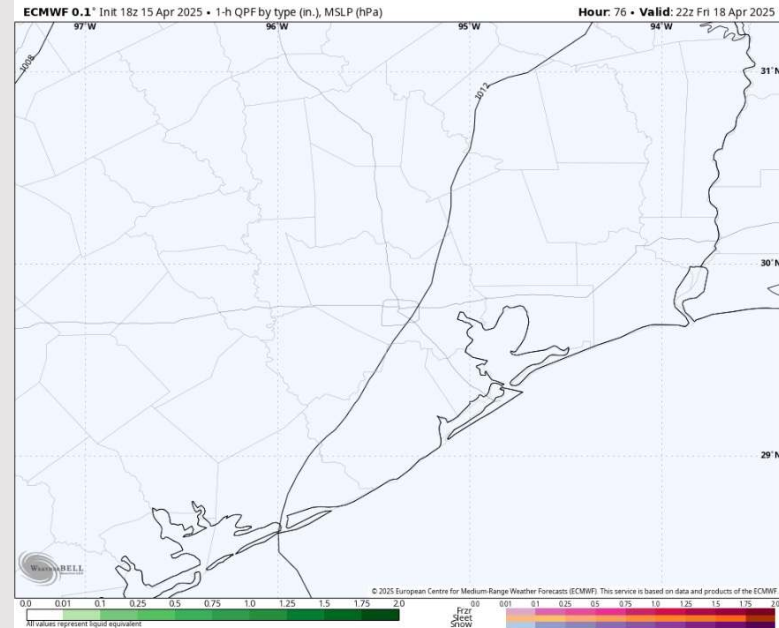
Precip: Favoring dry conditions for Friday.

Wind: Winds will be out of the SSE Friday. **N of Morgan's Point:** Winds will be at 5-10 kts from 1 AM – 8 AM, then transitioning to 13-18 kts throughout the day. **S of Morgan's Point:** Winds will be at 13-18 kts throughout the day. **Wind gusts of 30-35 kts will be possible N of Morgan's Point from 9 AM to 7 PM Friday.**

Low Temps: **N of Morgan's Point:** High 80s F. **S of Morgan's Point:** Mid 70s F.

Visibility: Not anticipating visibility concerns for Friday.

Precip Image: 5 PM CT



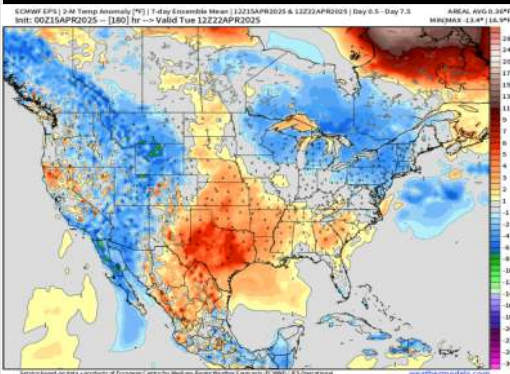
Wind Speed
5 PM CT



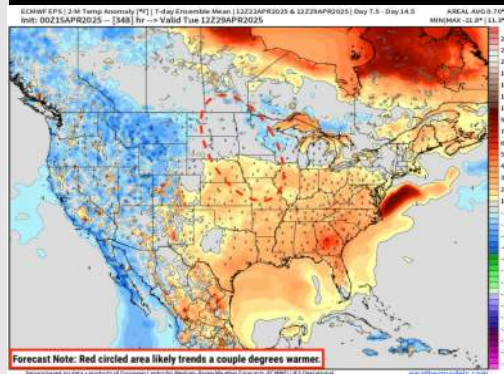
High Temps
Friday

Houston Pilots: 4/16/25

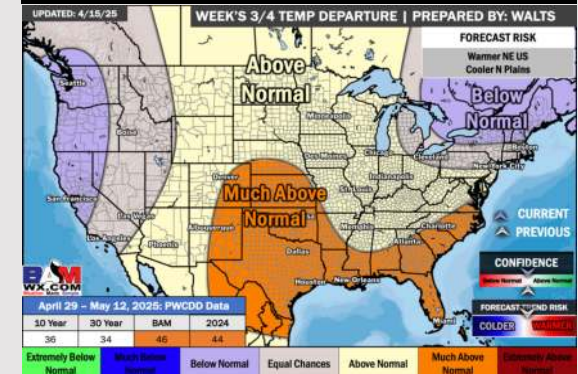
Next 7 Day Temperature Departure




8-14 Day Temperature Departure



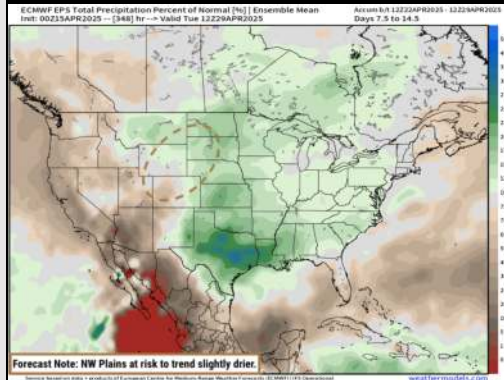
15-30 Day Temperature Departure



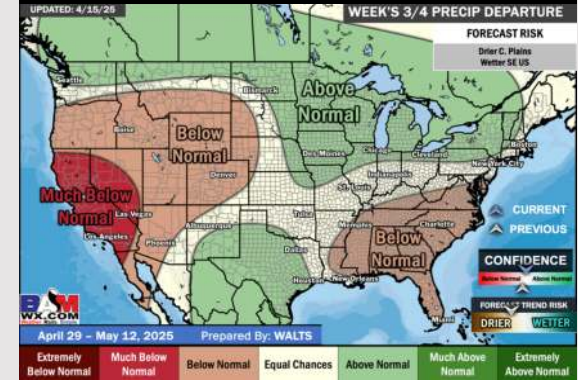
Next 7 Day Total Precipitation



8-14 Day % of Average Precip.



15-30 Day % of Average Precip.



- Temps are expected to be above normal the next 7 days. Favoring a few scattered showers this weekend and early next week.
- Above normal temps and above normal rainfall is favored 8 - 14 days from now.
- Much above normal temperatures and near normal precipitation chances are favored for late April and the first half of May.