

# Houston Pilots Forecast Package



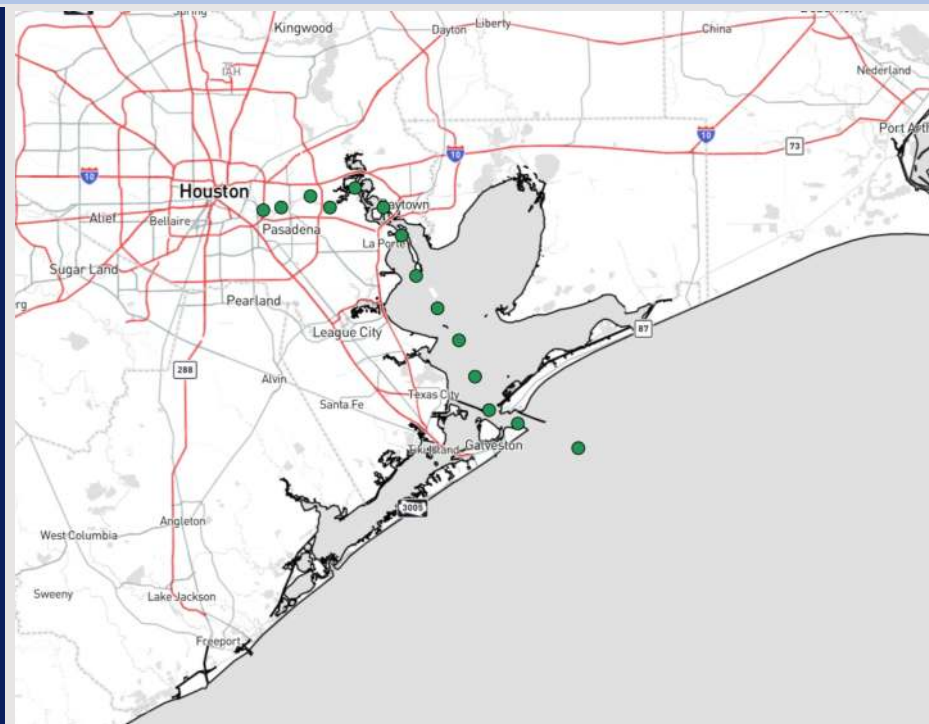
Updated: 10:00 PM CT

Thursday, March 20, 2025

Forecaster: John Kemper

## Weather Headlines

- Wind gusts up to 20 kts will be possible intermittently for all Stations at times over the next 72 hours.
- Favoring dry conditions through Sunday PM.
- We'll need to monitor the risk for severe weather early MON AM.



Current Radar: 10:00 PM CT

As always, please do not hesitate to reach out to us with any forecast questions at **(317)-560-8122**. Press 1 for forecast questions.

You can also access real-time forecast updates and 24/7 meteorological chat assistance on your [Clarity](#) app. Click [here](#) for login assistance.



# Houston Pilots Extended Range Visibility Report



## Monday 3/24/25

No fog concerns for Monday. Visibilities may be reduced under heavy downpours.

### Forecast Confidence



## Wednesday 3/26/25

No fog concerns for Wednesday.

### Forecast Confidence



## Tuesday 3/25/25

No fog concerns for Tuesday.

### Forecast Confidence



## Chance for Fog

Monday AM	Unlikely
Monday PM	Unlikely
Tuesday AM	Unlikely
Tuesday PM	Unlikely
Wednesday AM	Unlikely
Wednesday PM	Unlikely

# Houston Pilots Visibility Chart (miles)



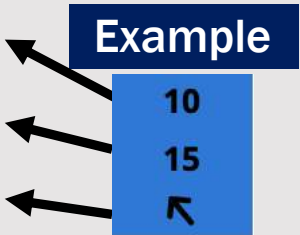
Visibility	Thu 2 pm	Thu 3 pm	Thu 4 pm	Thu 5 pm	Thu 6 pm	Thu 7 pm	Thu 8 pm	Thu 9 pm	Thu 10 pm	Thu 11 pm	Fri 12 am	Fri 1 am	Fri 2 am	Fri 3 am	Fri 4 am	Fri 5 am	Fri 6 am	Fri 7 am	Fri 8 am	Fri 9 am	Fri 10 am	Fri 11 am	Fri 12 pm	Fri 1 pm
Houston Pilots N - 610 Bridge	10	10	10	10	10	10	10	10	10	10	10	10	10	10	10	10	10	10	10	10	10	10	10	10
Houston Pilots M - Kinder 1	10	10	10	10	10	10	10	10	10	10	10	10	10	10	10	10	10	10	10	10	10	10	10	10
Houston Pilots L - Greens Bayou	10	10	10	10	10	10	10	10	10	10	10	10	10	10	10	10	10	10	10	10	10	10	10	10
Houston Pilots K - Shell Crude	10	10	10	10	10	10	10	10	10	10	10	10	10	10	10	10	10	10	10	10	10	10	10	10
Houston Pilots J - Lynchburg Ferries	10	10	10	10	10	10	10	10	10	10	10	10	10	10	10	10	10	10	10	10	10	10	10	10
Houston Pilots I - Exxon 3	10	10	10	10	10	10	10	10	10	10	10	10	10	10	10	10	10	10	10	10	10	10	10	10
Houston Pilots H - Morgans Point	10	10	10	10	10	10	10	10	10	10	10	10	10	10	10	10	10	10	10	10	10	10	10	10
Houston Pilots G - 75/76	10	10	10	10	10	10	10	10	10	10	10	10	10	10	10	10	10	10	10	10	10	10	10	10
Houston Pilots F - 63/64	10	10	10	10	10	10	10	10	10	10	10	10	10	10	10	10	10	10	10	10	10	10	10	10
Houston Pilots E - 51/52	10	10	10	10	10	10	10	10	10	10	10	10	10	10	10	10	10	10	10	10	10	10	10	10
Houston Pilots D - 37/38	10	10	10	10	10	10	10	10	10	10	10	10	10	10	10	10	10	10	10	10	10	10	10	10
Houston Pilots C - 25/26	10	10	10	10	10	10	10	10	10	10	10	10	10	10	10	10	10	10	10	10	10	10	10	10
Houston Pilots B - 11/12	10	10	10	10	10	10	10	10	10	10	10	10	10	10	10	10	10	10	10	10	10	10	10	10
Houston Pilots A - 1 & 2 Bravo	10	10	10	10	10	10	10	10	10	10	10	10	10	10	10	10	10	10	10	10	10	10	10	10

NOTE: This is automated data that may/may not agree with the official BAM thinking that’s found on the daily slides or special visibility report slides. This data should be used as a guide only

# Houston Pilots Wind Chart



Sustained wind 10 Knots  
Gusts 15 Knots  
Wind from the SE



Wind	Thu 2 pm	Thu 3 pm	Thu 4 pm	Thu 5 pm	Thu 6 pm	Thu 7 pm	Thu 8 pm	Thu 9 pm	Thu 10 pm	Thu 11 pm	Fri 12 am	Fri 1 am	Fri 2 am	Fri 3 am	Fri 4 am	Fri 5 am	Fri 6 am	Fri 7 am	Fri 8 am	Fri 9 am	Fri 10 am	Fri 11 am	Fri 12 pm	Fri 1 pm	
Houston Pilots N - 610 Bridge	12	12	12	10	10	9	8	6	5	3	2	2	2	2	2	3	3	3	3	3	5	6	8	9	
	23	23	22	21	20	18	15	12	9	6	5	5	5	5	6	6	6	7	7	7	9	12	15	18	
	↘	↘	↘	↘	↘	↘	↘	↘	↘	↘	↘	↘	↘	↘	↘	↘	↘	↘	↘	↘	↘	↘	↘	↘	
Houston Pilots M - Kinder 1	12	12	12	10	10	9	8	6	5	3	2	2	2	2	2	3	3	3	3	3	5	6	8	9	
	23	23	22	21	20	18	15	10	9	6	5	5	5	5	6	6	6	7	7	7	9	12	15	18	
	↘	↘	↘	↘	↘	↘	↘	↘	↘	↘	↘	↘	↘	↘	↘	↘	↘	↘	↘	↘	↘	↘	↘	↘	
Houston Pilots L - Greens Bayou	12	10	12	10	10	8	8	6	5	3	2	2	2	2	2	3	3	3	3	3	5	6	8	9	
	22	22	21	21	20	17	14	10	8	6	5	5	5	5	5	6	6	7	7	7	9	12	15	18	
	↘	↘	↘	↘	↘	↘	↘	↘	↘	↘	↘	↘	↘	↘	↘	↘	↘	↘	↘	↘	↘	↘	↘	↘	
Houston Pilots K - Shell Crude	12	10	12	10	10	8	8	6	5	3	2	2	2	2	2	3	3	3	3	3	5	6	8	10	
	22	22	21	21	20	17	14	10	9	6	5	5	5	5	5	6	6	7	7	7	9	12	15	18	
	↘	↘	↘	↘	↘	↘	↘	↘	↘	↘	↘	↘	↘	↘	↘	↘	↘	↘	↘	↘	↘	↘	↘	↘	
Houston Pilots J - Lynchburg Ferries	12	10	12	10	10	8	7	6	3	3	2	2	1	2	2	2	2	3	3	3	5	6	8	10	
	22	22	21	21	20	17	14	10	8	6	5	5	5	5	5	6	6	7	7	7	9	12	15	18	
	↘	↘	↘	↘	↘	↘	↘	↘	↘	↘	↘	↘	↘	↘	↘	↘	↘	↘	↘	↘	↘	↘	↘	↘	
Houston Pilots I - Exxon 3	13	13	13	13	12	10	10	8	6	5	3	3	3	3	3	5	5	5	5	6	6	8	9	10	
	22	22	21	21	20	18	15	12	9	8	6	6	6	6	6	7	7	7	7	9	10	13	15	18	
	↘	↘	↘	↘	↘	↘	↘	↘	↘	↘	↘	↘	↘	↘	↘	↘	↘	↘	↘	↘	↘	↘	↘	↘	
Houston Pilots H - Morgans Point	13	13	13	13	12	10	10	8	6	6	5	3	3	3	3	5	5	5	6	6	6	8	9	10	
	21	22	21	20	20	18	15	12	9	8	7	6	6	6	6	7	7	8	7	8	9	10	13	15	18
	↘	↘	↘	↘	↘	↘	↘	↘	↘	↘	↘	↘	↘	↘	↘	↘	↘	↘	↘	↘	↘	↘	↘	↘	
Houston Pilots G - 75/76	13	13	14	13	13	13	12	9	8	7	6	5	5	5	6	6	6	6	6	7	8	9	10	13	
	23	23	22	22	21	20	17	14	12	10	8	7	7	7	8	8	9	8	9	10	12	14	17	20	
	↘	↘	↘	↘	↘	↘	↘	↘	↘	↘	↘	↘	↘	↘	↘	↘	↘	↘	↘	↘	↘	↘	↘	↘	
Houston Pilots F - 63/64	14	13	14	13	13	13	12	10	8	7	6	6	5	6	6	6	6	6	7	8	8	9	10	13	
	23	23	22	22	21	20	17	14	12	10	9	8	7	7	8	9	9	9	9	10	13	14	17	20	
	↘	↘	↘	↘	↘	↘	↘	↘	↘	↘	↘	↘	↘	↘	↘	↘	↘	↘	↘	↘	↘	↘	↘	↘	
Houston Pilots E - 51/52	14	14	14	13	13	13	12	10	9	8	7	6	6	6	6	6	6	6	7	8	8	9	10	13	
	23	23	22	21	20	20	17	15	13	12	9	9	7	7	9	9	9	9	9	10	13	14	17	20	
	↘	↘	↘	↘	↘	↘	↘	↘	↘	↘	↘	↘	↘	↘	↘	↘	↘	↘	↘	↘	↘	↘	↘	↘	
Houston Pilots D - 37/38	14	14	14	13	13	13	12	10	9	8	7	6	6	6	6	6	6	6	7	8	8	9	10	13	
	23	23	22	21	20	20	17	15	13	12	10	9	7	7	9	9	9	9	9	10	13	15	17	20	
	↘	↘	↘	↘	↘	↘	↘	↘	↘	↘	↘	↘	↘	↘	↘	↘	↘	↘	↘	↘	↘	↘	↘	↘	
Houston Pilots C - 25/26	15	14	14	13	13	12	12	10	9	8	7	6	6	6	6	6	6	6	7	8	8	9	10	13	
	23	23	22	21	20	18	17	15	13	12	10	9	7	7	9	9	9	9	12	13	14	17	18		
	↘	↘	↘	↘	↘	↘	↘	↘	↘	↘	↘	↘	↘	↘	↘	↘	↘	↘	↘	↘	↘	↘	↘	↘	
Houston Pilots B - 11/12	15	14	14	13	13	12	10	9	8	7	6	6	6	5	6	6	6	6	6	7	8	8	10	12	
	22	22	21	20	18	18	16	15	13	12	10	9	8	8	9	9	9	9	9	10	12	14	16	17	
	↘	↘	↘	↘	↘	↘	↘	↘	↘	↘	↘	↘	↘	↘	↘	↘	↘	↘	↘	↘	↘	↘	↘	↘	
Houston Pilots A - 1 & 2 Bravo	15	15	14	14	13	13	13	12	10	9	8	7	6	6	6	7	7	7	8	8	8	10	10	12	
	24	23	22	21	20	20	18	17	15	13	12	10	9	9	9	10	9	10	10	12	13	15	16	17	
	↘	↘	↘	↘	↘	↘	↘	↘	↘	↘	↘	↘	↘	↘	↘	↘	↘	↘	↘	↘	↘	↘	↘	↘	

NOTE: This is automated data that may/may not agree with the official BAM thinking that's found on the daily slides.  
This data should be used as a guide only.



# Houston Pilots: FRI. 3/21/2025

## Forecast Discussion

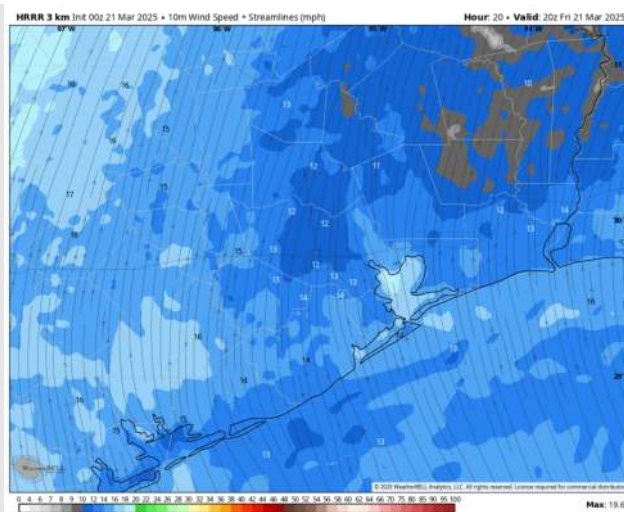
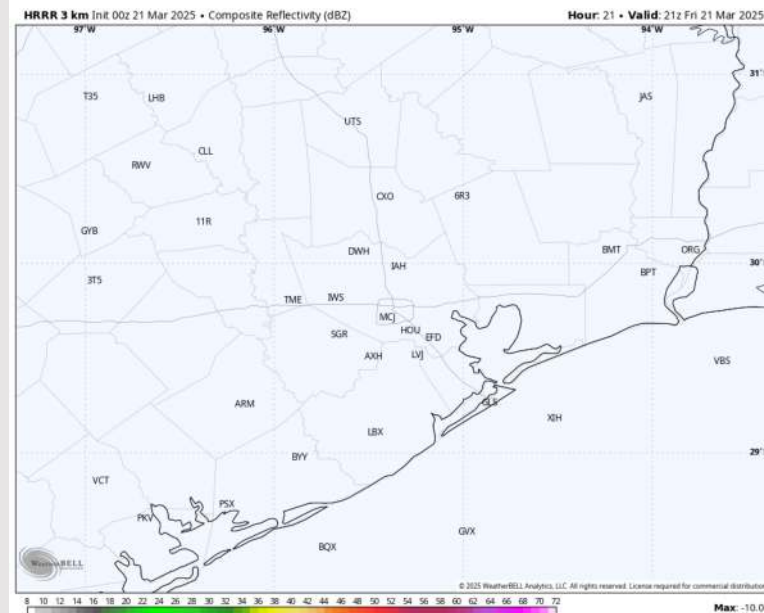
**Precip:** Favoring dry conditions for today.

**Wind:** Winds will slowly begin to shift from of the NW to out of the SE from 12AM – 8AM, remaining out of the S/SE for the rest of the day. **N of Morgan's Point:** Winds will be at 7 - 12 kts for all of today. **S of Morgan's Point:** Winds will be at 7 – 13 kts through 2PM before increasing to 10 – 15 kts for the remainder of today. **A few wind gusts may reach near 20 kts from 11AM to 8PM for stations S of Morgan's Point.**

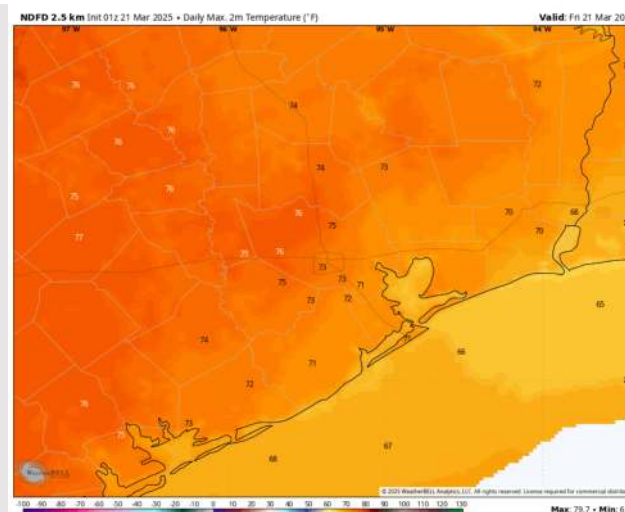
**High Temps:** **N of Morgan's Point:** Low 70s F. **S of Morgan's Point:** Upper 60s F.

**Visibility:** No visibility concerns for today.

## Precip Image: 4 PM CT



**Wind Speed:**  
3 PM CT



**High Temps**  
**Today**

# Houston Pilots: SAT. 3/22/2025

## Forecast Discussion

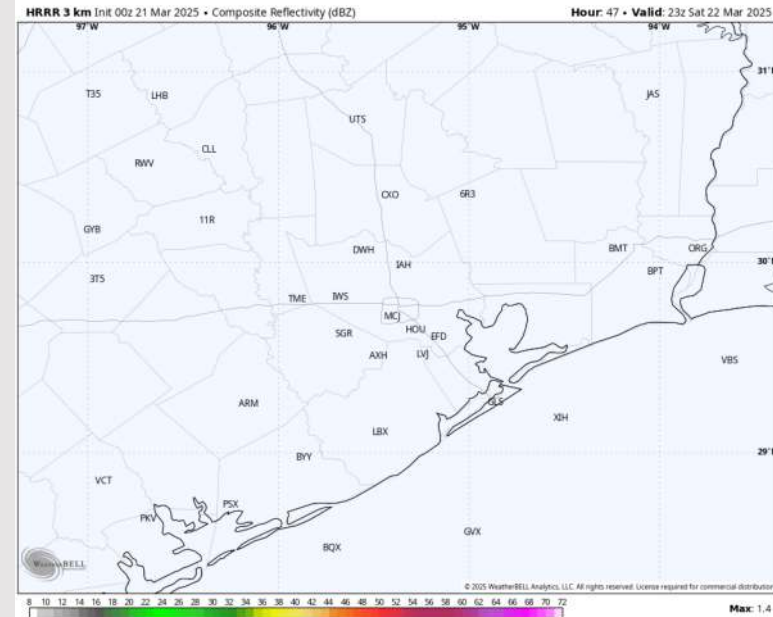
**Precip:** Favoring dry conditions for Saturday.

**Wind:** Winds will be out of the SE for all of Saturday. **N of Morgan's Point:** Winds will be at 3 – 7 kts through 10AM before increasing to 7 – 11 kts for the remainder of the day. **S of Morgan's Point:** Winds will be at 8 – 13 kts for all of Saturday. **Gusts up to 20 kts will be possible for all Stations after 12PM.**

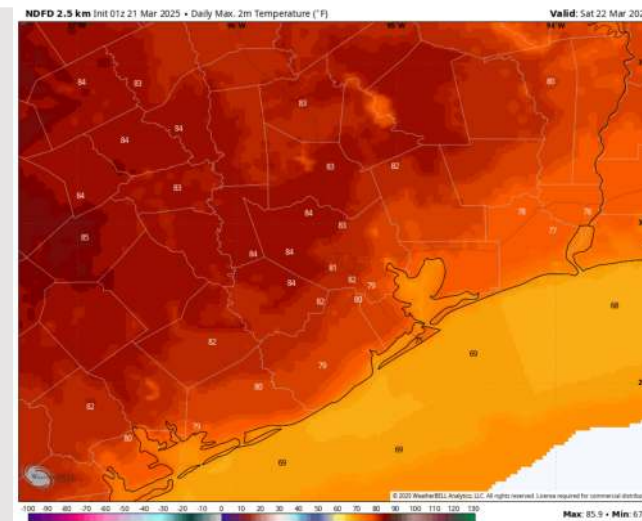
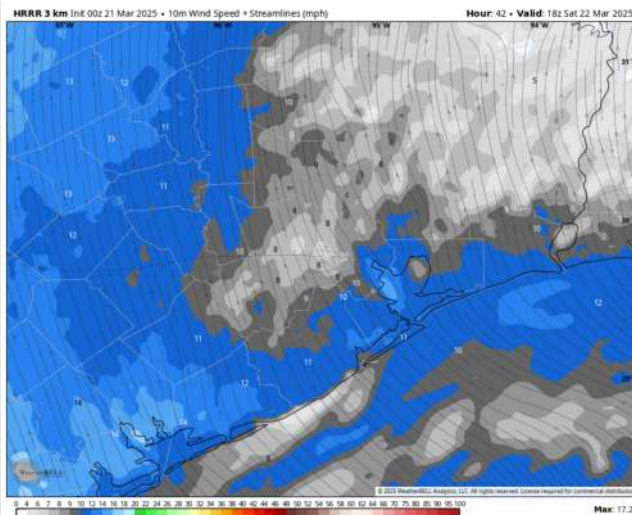
**High Temps:** **N of Morgan's Point:** Upper 70s F. **S of Morgan's Point:** Low 70s F.

**Visibility:** No fog concerns favored for Saturday.

## Precip Image: 5 PM CT



Wind Speed  
1 PM CT



High Temps  
Saturday



# Houston Pilots: SUN. 3/23/2025

## Forecast Discussion

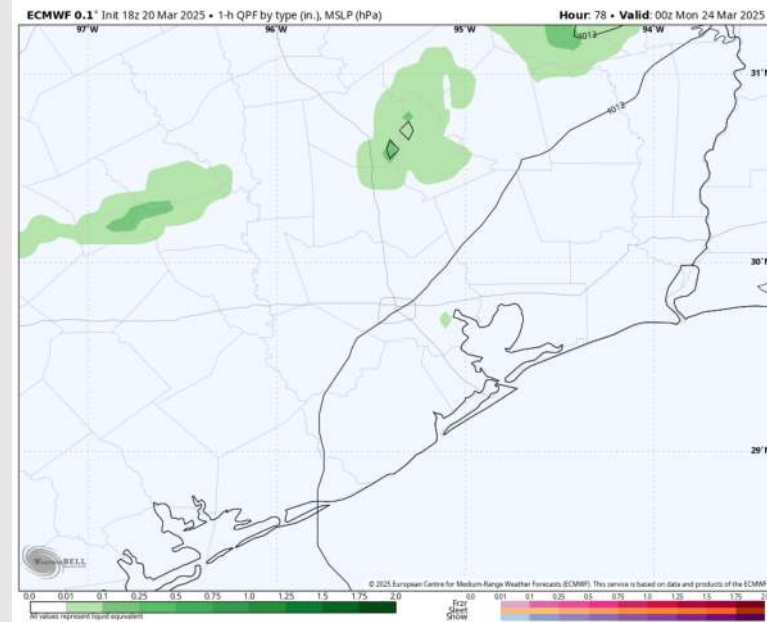
**Precip:** Scattered showers and thunderstorms (40%) will be possible after 5PM-CT on Sunday, although higher %'s may be needed as we get closer.

**Wind:** Winds will be out of the SSE for all of Sunday. **N of Morgan's Point:** Winds will be at 5 – 10 kts through 10AM, increasing to 8 – 12 kts after that time. **S of Morgan's Point:** Winds will be at 13 – 16 kts for all of Sunday. **Wind gusts up to 20 kts in play for all Stations after 8AM.**

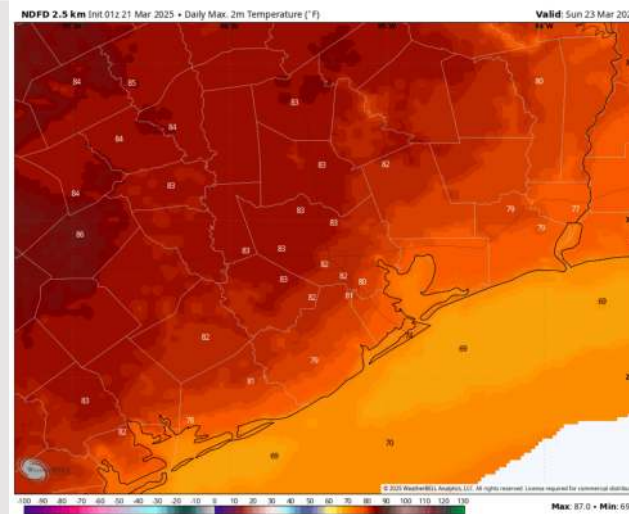
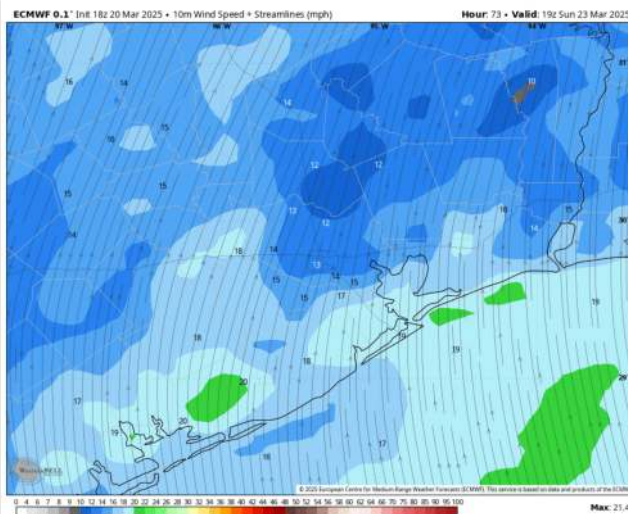
**High Temps:** **N of Morgan's Point:** Upper 70's / Near 80 F. **S of Morgan's Point:** Mid 50s F.

**Visibility:** No fog concerns favored for Sunday.

## Precip Image: 7 PM CT



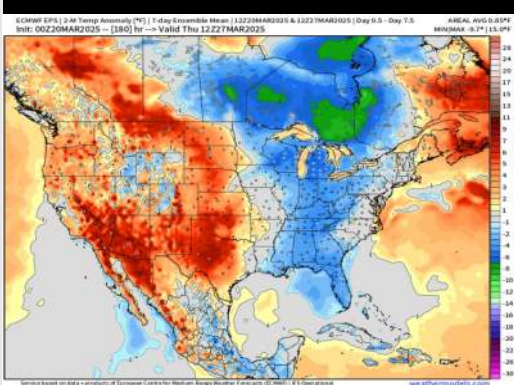
Wind Speed:  
2 PM CT



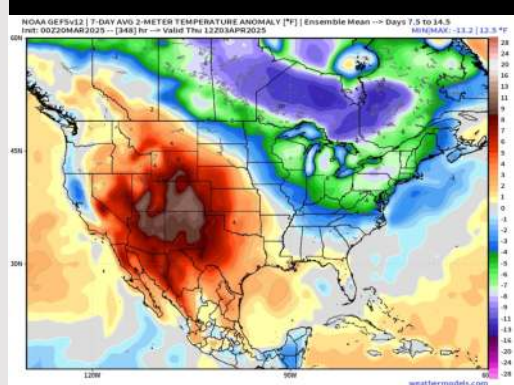
High Temps  
Sunday

# Houston Pilots: 3/21/25

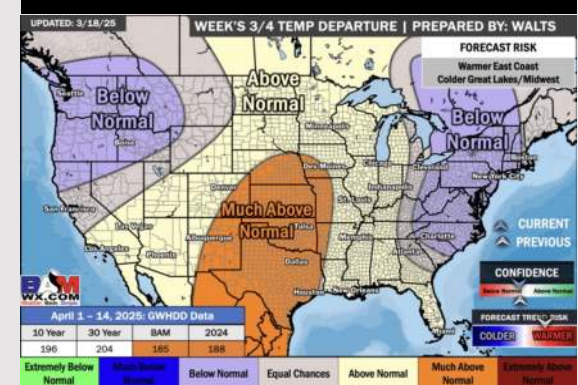
## Next 7 Day Temperature Departure



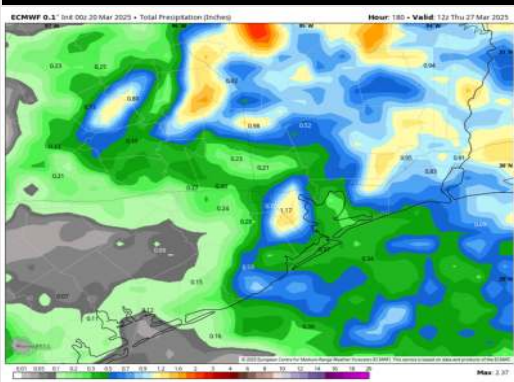
## 8-14 Day Temperature Departure



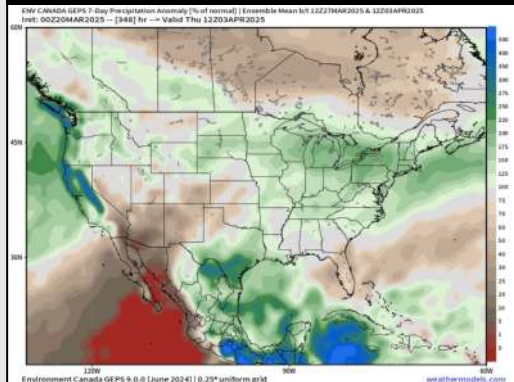
## 15-30 Day Temperature Departure



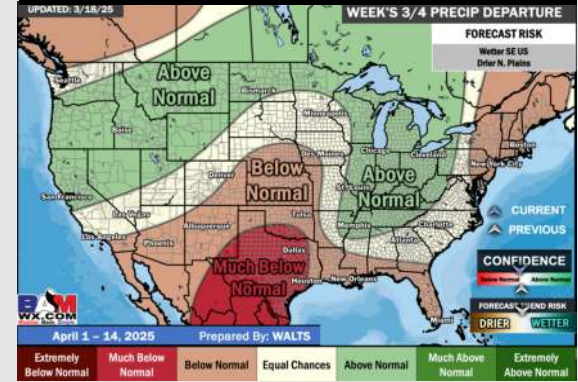
## Next 7 Day Total Precipitation



## 8-14 Day % of Average Precip.



## 15-30 Day % of Average Precip.



- Temps are expected to be near normal for the next 7 days. Next rain chances arrive early next week.
- Above normal temps and above normal rainfall are expected for week 2.
- Much above normal temperatures and below normal precipitation chances are expected for the weeks 3/4 timeframe.