

# Houston Pilots Forecast Package



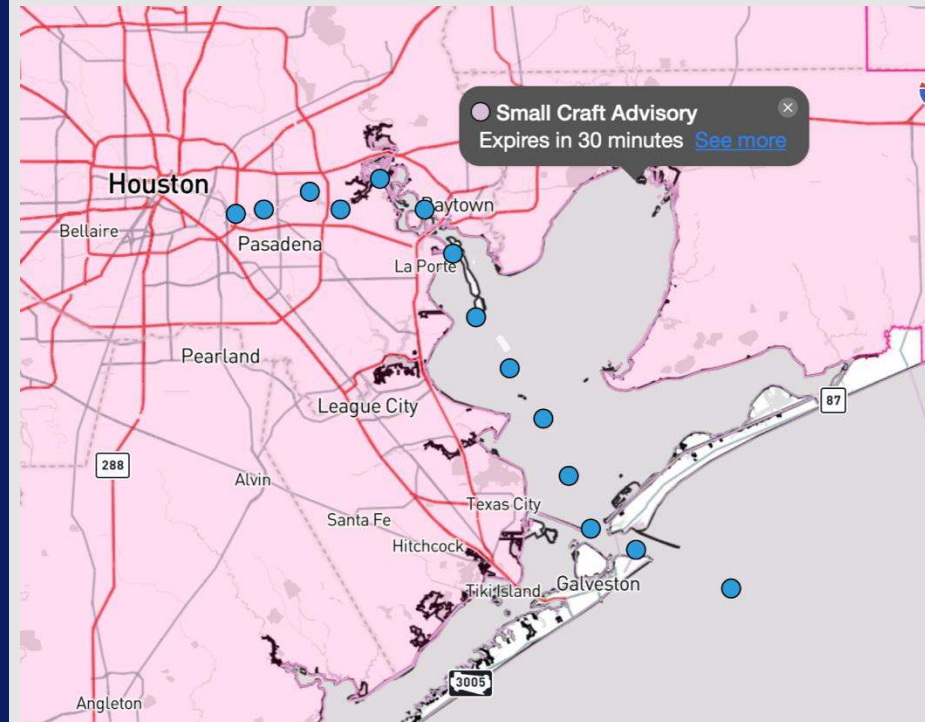
Updated: 12:30 PM CT

Thursday, March 20, 2025

Forecaster: Hope Kleitsch

## Weather Headlines

- Wind gusts up to 20 kts will be possible for all Stations at times over the next 72 hours.
- Favoring dry conditions over the next 72 hours, with the next rain chance not arriving until SUN.
- We'll need to monitor the risk for severe weather SUN PM and into MON AM.



**Current Radar: 12:30 PM CT**

As always, please do not hesitate to reach out to us with any forecast questions at **(317)-560-8122**. Press 1 for forecast questions.

You can also access real-time forecast updates and 24/7 meteorological chat assistance on your **Clarity** app. Click [here](#) for login assistance.



# Houston Pilots Extended Range Visibility Report



## Sunday 3/23/25

No fog concerns for Sunday. Visibilities may be reduced under heavy downpours.



## Tuesday 3/25/25

No fog concerns for Tuesday.



## Monday 3/24/25

No fog concerns for Monday. Visibilities may be reduced under heavy downpours.



## Chance for Fog

Sunday AM	Unlikely
Sunday PM	Unlikely
Monday AM	Unlikely
Monday PM	Unlikely
Tuesday AM	Unlikely
Tuesday PM	Unlikely

# Houston Pilots Visibility Chart (miles)



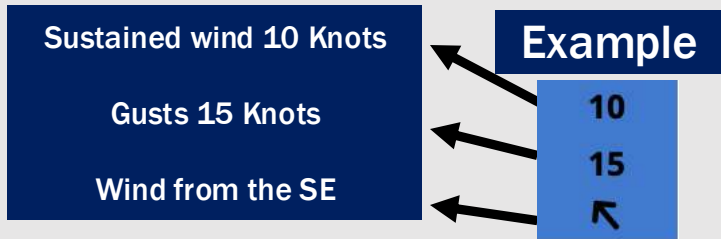
## Forecast Confidence



Visibility	Thu 2 pm	Thu 3 pm	Thu 4 pm	Thu 5 pm	Thu 6 pm	Thu 7 pm	Thu 8 pm	Thu 9 pm	Thu 10 pm	Thu 11 pm	Fri 12 am	Fri 1 am	Fri 2 am	Fri 3 am	Fri 4 am	Fri 5 am	Fri 6 am	Fri 7 am	Fri 8 am	Fri 9 am	Fri 10 am	Fri 11 am	Fri 12 pm	Fri 1 pm
Houston Pilots N - 610 Bridge	10	10	10	10	10	10	10	10	10	10	10	10	10	10	10	10	10	10	10	10	10	10	10	10
Houston Pilots M - Kinder 1	10	10	10	10	10	10	10	10	10	10	10	10	10	10	10	10	10	10	10	10	10	10	10	10
Houston Pilots L - Greens Bayou	10	10	10	10	10	10	10	10	10	10	10	10	10	10	10	10	10	10	10	10	10	10	10	10
Houston Pilots K - Shell Crude	10	10	10	10	10	10	10	10	10	10	10	10	10	10	10	10	10	10	10	10	10	10	10	10
Houston Pilots J - Lynchburg Ferries	10	10	10	10	10	10	10	10	10	10	10	10	10	10	10	10	10	10	10	10	10	10	10	10
Houston Pilots I - Exxon 3	10	10	10	10	10	10	10	10	10	10	10	10	10	10	10	10	10	10	10	10	10	10	10	10
Houston Pilots H - Morgans Point	10	10	10	10	10	10	10	10	10	10	10	10	10	10	10	10	10	10	10	10	10	10	10	10
Houston Pilots G - 75/76	10	10	10	10	10	10	10	10	10	10	10	10	10	10	10	10	10	10	10	10	10	10	10	10
Houston Pilots F - 63/64	10	10	10	10	10	10	10	10	10	10	10	10	10	10	10	10	10	10	10	10	10	10	10	10
Houston Pilots E - 51/52	10	10	10	10	10	10	10	10	10	10	10	10	10	10	10	10	10	10	10	10	10	10	10	10
Houston Pilots D - 37/38	10	10	10	10	10	10	10	10	10	10	10	10	10	10	10	10	10	10	10	10	10	10	10	10
Houston Pilots C - 25/26	10	10	10	10	10	10	10	10	10	10	10	10	10	10	10	10	10	10	10	10	10	10	10	10
Houston Pilots B - 11/12	10	10	10	10	10	10	10	10	10	10	10	10	10	10	10	10	10	10	10	10	10	10	10	10
Houston Pilots A - 1 & 2 Bravo	10	10	10	10	10	10	10	10	10	10	10	10	10	10	10	10	10	10	10	10	10	10	10	10

**NOTE: This is automated data that may/may not agree with the official BAM thinking that's found on the daily slides or special visibility report slides. This data should be used as a guide only**

# Houston Pilots Wind Chart



Wind	Thu 2 pm	Thu 3 pm	Thu 4 pm	Thu 5 pm	Thu 6 pm	Thu 7 pm	Thu 8 pm	Thu 9 pm	Thu 10 pm	Thu 11 pm	Fri 12 am	Fri 1 am	Fri 2 am	Fri 3 am	Fri 4 am	Fri 5 am	Fri 6 am	Fri 7 am	Fri 8 am	Fri 9 am	Fri 10 am	Fri 11 am	Fri 12 pm	Fri 1 pm
<b>Houston Pilots N - 610 Bridge</b>	12 ↓	12 ↓	12 ↓	10 ↓	10 ↓	9 ↓	8 ↓	6 ↓	5 ↓	3 ↓	2 ↓	2 ↓	2 ↓	2 ↓	2 ↓	3 ↓	3 ↓	3 ↓	3 ↓	3 ↓	5 ↓	6 ↓	8 ↓	9 ↓
<b>Houston Pilots M - Kinder 1</b>	12 ↓	12 ↓	12 ↓	10 ↓	10 ↓	9 ↓	8 ↓	6 ↓	5 ↓	3 ↓	2 ↓	2 ↓	2 ↓	2 ↓	3 ↓	3 ↓	3 ↓	3 ↓	3 ↓	3 ↓	5 ↓	6 ↓	8 ↓	9 ↓
<b>Houston Pilots L - Greens Bayou</b>	12 ↓	10 ↓	12 ↓	10 ↓	10 ↓	8 ↓	8 ↓	6 ↓	5 ↓	3 ↓	2 ↓	2 ↓	2 ↓	2 ↓	3 ↓	3 ↓	3 ↓	3 ↓	3 ↓	3 ↓	5 ↓	6 ↓	8 ↓	9 ↓
<b>Houston Pilots K - Shell Crude</b>	12 ↓	10 ↓	12 ↓	10 ↓	10 ↓	8 ↓	8 ↓	6 ↓	5 ↓	3 ↓	2 ↓	2 ↓	2 ↓	2 ↓	3 ↓	3 ↓	3 ↓	3 ↓	3 ↓	3 ↓	5 ↓	6 ↓	8 ↓	10 ↓
<b>Houston Pilots J - Lynchburg Ferries</b>	12 ↓	10 ↓	12 ↓	10 ↓	10 ↓	8 ↓	7 ↓	6 ↓	3 ↓	3 ↓	2 ↓	2 ↓	1 ↓	2 ↓	2 ↓	2 ↓	2 ↓	3 ↓	3 ↓	3 ↓	5 ↓	6 ↓	8 ↓	10 ↓
<b>Houston Pilots I - Exxon 3</b>	13 ↓	13 ↓	13 ↓	13 ↓	12 ↓	10 ↓	10 ↓	8 ↓	6 ↓	5 ↓	3 ↓	3 ↓	3 ↓	3 ↓	3 ↓	5 ↓	5 ↓	5 ↓	5 ↓	6 ↓	6 ↓	8 ↓	9 ↓	10 ↓
<b>Houston Pilots H - Morgans Point</b>	13 ↓	13 ↓	13 ↓	13 ↓	12 ↓	10 ↓	10 ↓	8 ↓	6 ↓	6 ↓	5 ↓	3 ↓	3 ↓	3 ↓	3 ↓	5 ↓	5 ↓	5 ↓	6 ↓	6 ↓	6 ↓	8 ↓	9 ↓	10 ↓
<b>Houston Pilots G - 75/76</b>	13 ↓	13 ↓	14 ↓	13 ↓	13 ↓	13 ↓	12 ↓	9 ↓	8 ↓	7 ↓	6 ↓	5 ↓	5 ↓	5 ↓	6 ↓	6 ↓	6 ↓	6 ↓	6 ↓	7 ↓	8 ↓	9 ↓	10 ↓	13 ↓
<b>Houston Pilots F - 63/64</b>	14 ↓	13 ↓	14 ↓	13 ↓	13 ↓	13 ↓	12 ↓	10 ↓	8 ↓	7 ↓	6 ↓	6 ↓	5 ↓	6 ↓	6 ↓	6 ↓	6 ↓	6 ↓	7 ↓	8 ↓	8 ↓	9 ↓	10 ↓	13 ↓
<b>Houston Pilots E - 51/52</b>	14 ↓	14 ↓	14 ↓	13 ↓	13 ↓	13 ↓	12 ↓	10 ↓	9 ↓	8 ↓	7 ↓	6 ↓	6 ↓	6 ↓	6 ↓	6 ↓	6 ↓	6 ↓	7 ↓	8 ↓	8 ↓	9 ↓	10 ↓	13 ↓
<b>Houston Pilots D - 37/38</b>	14 ↓	14 ↓	14 ↓	13 ↓	13 ↓	13 ↓	12 ↓	10 ↓	9 ↓	8 ↓	7 ↓	6 ↓	6 ↓	6 ↓	6 ↓	6 ↓	6 ↓	6 ↓	7 ↓	8 ↓	8 ↓	9 ↓	10 ↓	13 ↓
<b>Houston Pilots C - 25/26</b>	15 ↓	14 ↓	14 ↓	13 ↓	13 ↓	12 ↓	12 ↓	10 ↓	9 ↓	8 ↓	7 ↓	6 ↓	6 ↓	6 ↓	6 ↓	6 ↓	6 ↓	6 ↓	7 ↓	8 ↓	8 ↓	9 ↓	10 ↓	13 ↓
<b>Houston Pilots B - 11/12</b>	15 ↓	14 ↓	14 ↓	13 ↓	13 ↓	12 ↓	10 ↓	9 ↓	8 ↓	7 ↓	6 ↓	6 ↓	6 ↓	6 ↓	6 ↓	6 ↓	6 ↓	6 ↓	7 ↓	8 ↓	8 ↓	9 ↓	10 ↓	12 ↓
<b>Houston Pilots A - 1 &amp; 2 Bravo</b>	15 ↓	15 ↓	14 ↓	14 ↓	13 ↓	13 ↓	13 ↓	12 ↓	10 ↓	9 ↓	8 ↓	7 ↓	6 ↓	6 ↓	6 ↓	6 ↓	6 ↓	6 ↓	7 ↓	8 ↓	8 ↓	10 ↓	10 ↓	12 ↓

**NOTE: This is automated data that may/may not agree with the official BAM thinking that's found on the daily slides. This data should be used as a guide only.**

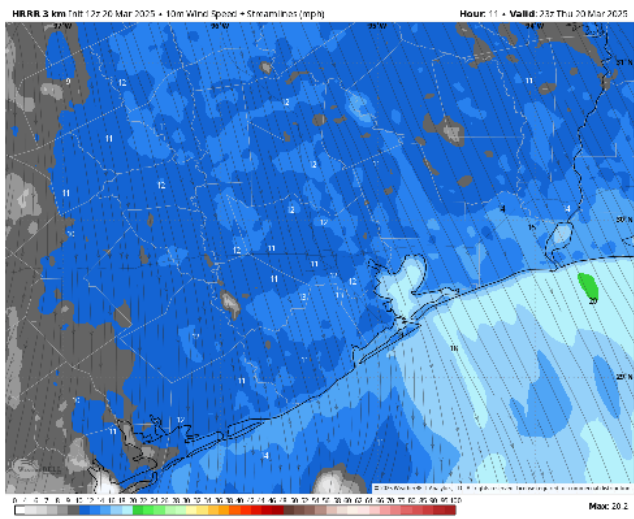
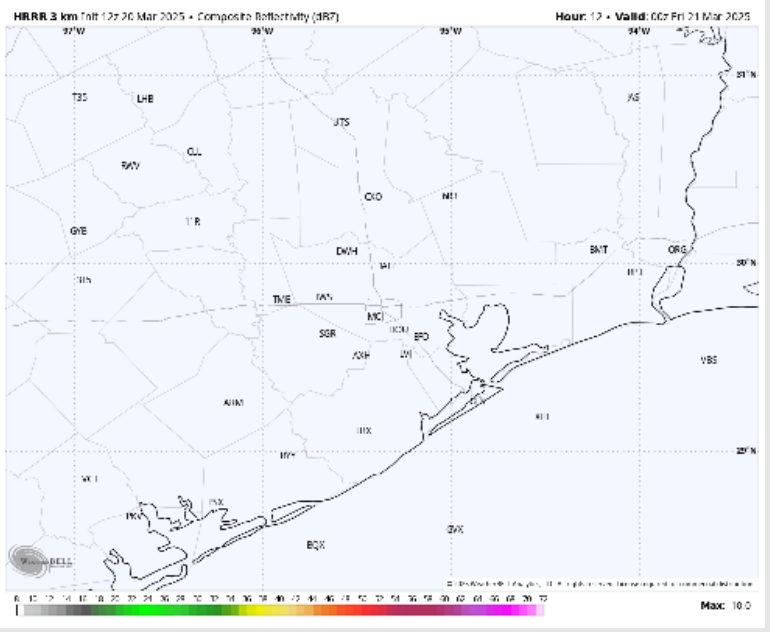
# Houston Pilots: THU. 3/20/2025



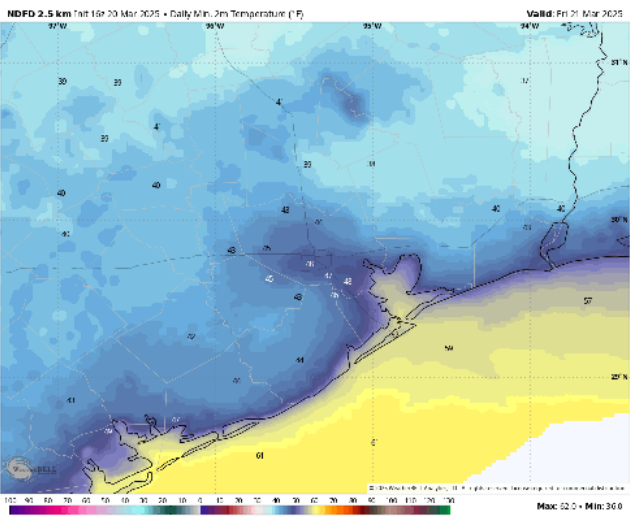
## Forecast Discussion

- Precip:** Favoring dry conditions for the rest of today.
- Wind:** Winds will be out of the NNW for the rest of the day. **N of Morgan's Point:** Winds will be at 5 – 10 kts through 7PM, decreasing to 3 – 8 kts after then. **S of Morgan's Point:** Winds will be at 10 – 15 kts for the rest of Thursday. **Wind gusts up to 20 kts in play for all Stations through 8PM.**
- Low Temps:** **N of Morgan's Point:** Upper 40s F. **S of Morgan's Point:** Mid 50s F.
- Visibility:** No fog concerns favored for the rest of today.

## Precip Image: 7 PM CT



Wind Speed:  
6 PM CT



Low Temps  
FRI AM

# Houston Pilots: FRI. 3/21/2025



## Forecast Discussion

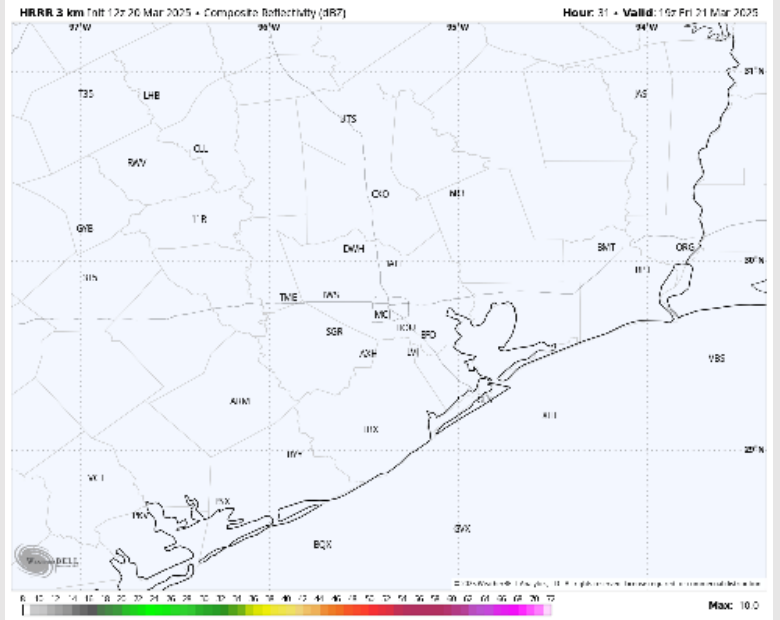
**Precip:** Favoring dry conditions for Friday.

**Wind:** Winds will slowly begin to shift from of the NW to out of the SE from 12AM – 8AM, remaining out of the S/SE for the rest of the day. **N of Morgan's Point:** Winds will be at 7 - 12 kts for all of Friday. **S of Morgan's Point:** Winds will be at 7 – 13 kts through 2PM before increasing to 10 – 15 kts for the remainder of Friday. **A few wind gusts may reach near 20 kts from 11AM to 8PM for all Stations.**

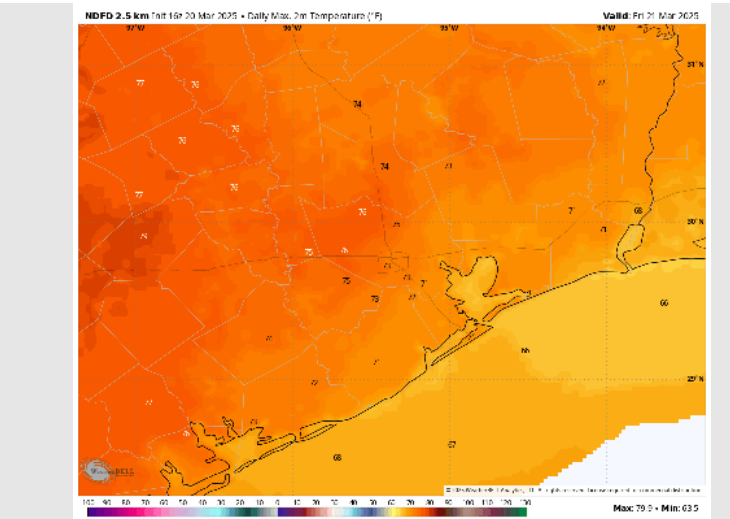
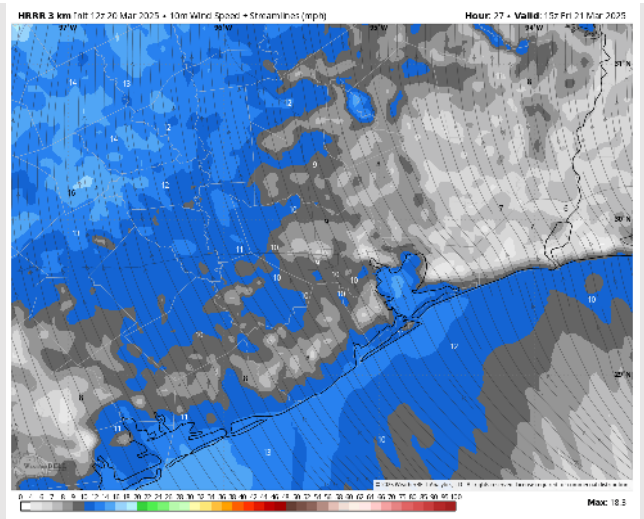
**High Temps:** **N of Morgan's Point:** Low 70s F. **S of Morgan's Point:** Upper 60s F.

**Visibility:** No visibility concerns for Friday.

## Precip Image: 2 PM CT



## Wind Speed: 10 AM CT



## High Temps Friday

# Houston Pilots: SAT. 3/22/2025



## Forecast Discussion

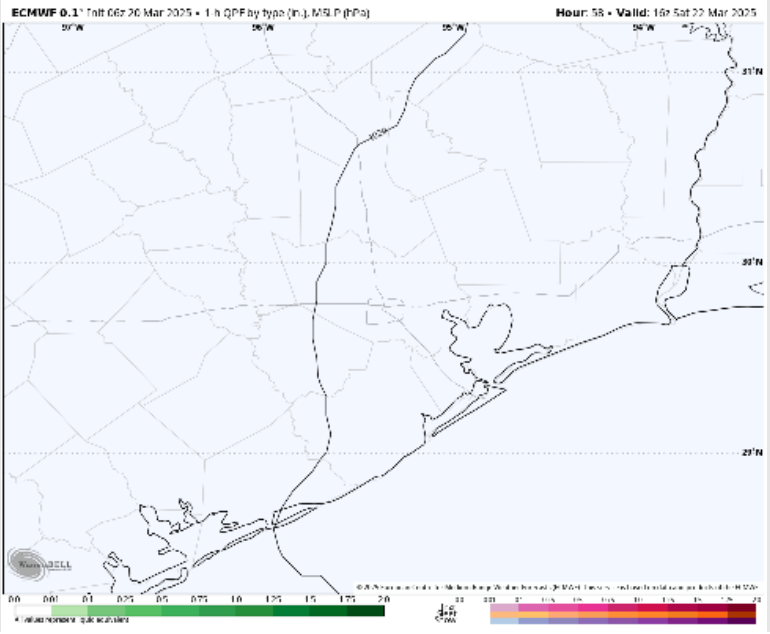
**Precip:** Favoring dry conditions for Saturday.

**Wind:** Winds will be out of the SE for all of Saturday. **N of Morgan's Point:** Winds will be at 3 – 7 kts through 10AM before increasing to 7 – 11kts for the remainder of the day. **S of Morgan's Point:** Winds will be at 8 – 13 kts for all of Saturday. **Gusts up to 20 kts will be possible for all Stations after 12PM.**

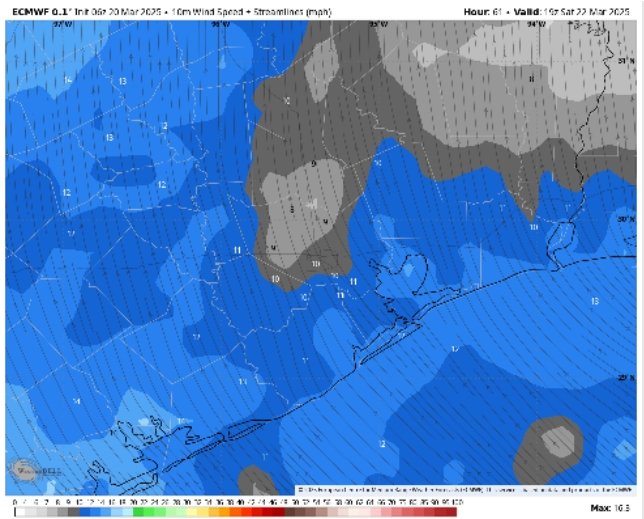
**High Temps:** **N of Morgan's Point:** Upper 70s F. **S of Morgan's Point:** Low 70s F.

**Visibility:** No fog concerns favored for Saturday.


## Precip Image: 11 AM CT



## Wind Speed 2 PM CT



## High Temps Saturday



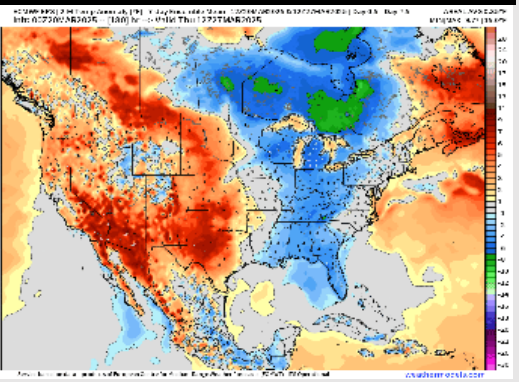
Wind Speed  
2 PM CT

High Temps  
Saturday

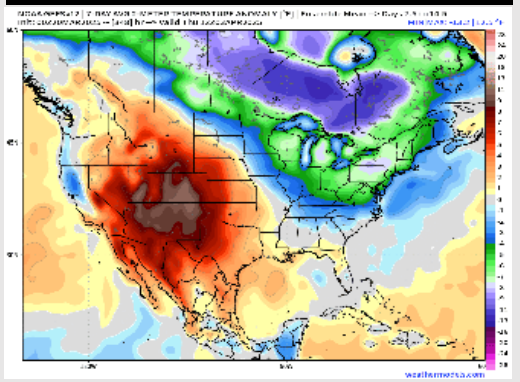
# Houston Pilots: 3/20/25



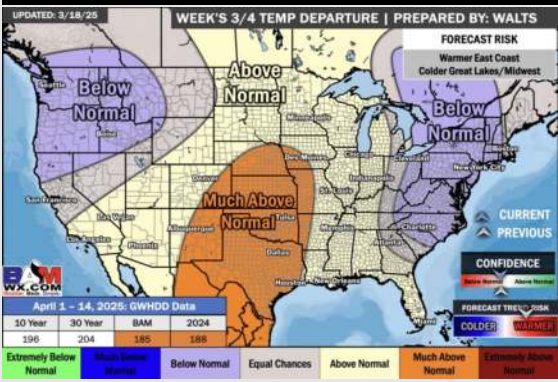
**Next 7 Day Temperature Departure**



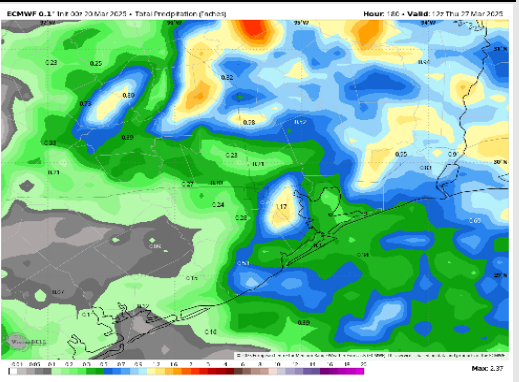
**8-14 Day Temperature Departure**



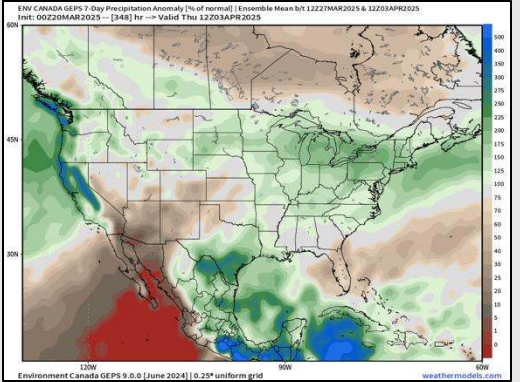
**15-30 Day Temperature Departure**



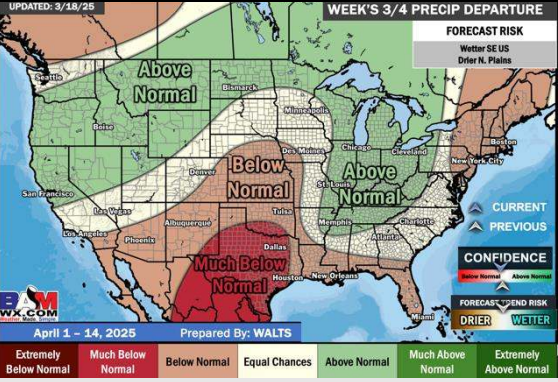
**Next 7 Day Total Precipitation**



**8-14 Day % of Average Precip.**



**15-30 Day % of Average Precip.**



- Temps are expected to be near normal for the next 7 days. Next rain chances arrive early next week.
- Above normal temps and above normal rainfall are expected for week 2.
- Much above normal temperatures and below normal precipitation chances are expected for the weeks 3/4 timeframe.