

Houston Pilots Forecast Package



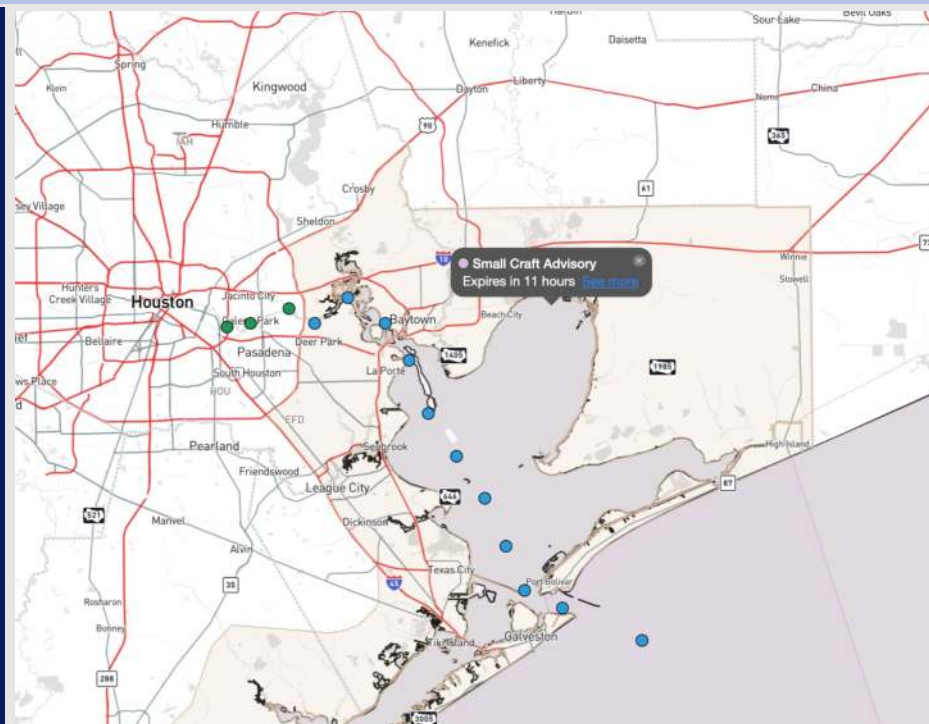
Updated: 1:25 AM CT

Thursday, March 20, 2025

Forecaster: John Kemper

Weather Headlines

- Gusty winds of 30 – 35 kts will be possible into early THU AM for all Stations.
- Winds will gradually start to calm late THU PM as system exits the area.
- Favoring dry conditions over the next 72 hours.



Current Radar: 1:15 AM CT

As always, please do not hesitate to reach out to us with any forecast questions at **(317)-560-8122**. Press 1 for forecast questions.

You can also access real-time forecast updates and 24/7 meteorological chat assistance on your [Clarity](#) app. Click [here](#) for login assistance.



Houston Pilots Extended Range Visibility Report



Sunday 3/23/25

No fog concerns for Sunday.

Forecast Confidence



Tuesday 3/25/25

No fog concerns for Tuesday.

Forecast Confidence



Monday 3/24/25

No fog concerns for Monday.

Forecast Confidence



Chance for Fog

Sunday AM	Unlikely
Sunday PM	Unlikely
Monday AM	Unlikely
Monday PM	Unlikely
Tuesday AM	Unlikely
Tuesday PM	Unlikely

Houston Pilots Visibility Chart (miles)



Visibility	Thu 2 am	Thu 3 am	Thu 4 am	Thu 5 am	Thu 6 am	Thu 7 am	Thu 8 am	Thu 9 am	Thu 10 am	Thu 11 am	Thu 12 pm	Thu 1 pm	Thu 2 pm	Thu 3 pm	Thu 4 pm	Thu 5 pm	Thu 6 pm	Thu 7 pm	Thu 8 pm	Thu 9 pm	Thu 10 pm	Thu 11 pm	Fri 12 am	Fri 1 am
Houston Pilots N - 610 Bridge	10	10	10	10	10	10	10	10	10	10	10	10	10	10	10	10	10	10	10	10	10	10	10	10
Houston Pilots M - Kinder 1	10	10	10	10	10	10	10	10	10	10	10	10	10	10	10	10	10	10	10	10	10	10	10	10
Houston Pilots L - Greens Bayou	10	10	10	10	10	10	10	10	10	10	10	10	10	10	10	10	10	10	10	10	10	10	10	10
Houston Pilots K - Shell Crude	10	10	10	10	10	10	10	10	10	10	10	10	10	10	10	10	10	10	10	10	10	10	10	10
Houston Pilots J - Lynchburg Ferries	10	10	10	10	10	10	10	10	10	10	10	10	10	10	10	10	10	10	10	10	10	10	10	10
Houston Pilots I - Exxon 3	10	10	10	10	10	10	10	10	10	10	10	10	10	10	10	10	10	10	10	10	10	10	10	10
Houston Pilots H - Morgans Point	10	10	10	10	10	10	10	10	10	10	10	10	10	10	10	10	10	10	10	10	10	10	10	10
Houston Pilots G - 75/76	10	10	10	10	10	10	10	10	10	10	10	10	10	10	10	10	10	10	10	10	10	10	10	10
Houston Pilots F - 63/64	10	10	10	10	10	10	10	10	10	10	10	10	10	10	10	10	10	10	10	10	10	10	10	10
Houston Pilots E - 51/52	10	10	10	10	10	10	10	10	10	10	10	10	10	10	10	10	10	10	10	10	10	10	10	10
Houston Pilots D - 37/38	10	10	10	10	10	10	10	10	10	10	10	10	10	10	10	10	10	10	10	10	10	10	10	10
Houston Pilots C - 25/26	10	10	10	10	10	10	10	10	10	10	10	10	10	10	10	10	10	10	10	10	10	10	10	10
Houston Pilots B - 11/12	10	10	10	10	10	10	10	10	10	10	10	10	10	10	10	10	10	10	10	10	10	10	10	10
Houston Pilots A - 1 & 2 Bravo	10	10	10	10	10	10	10	10	10	10	10	10	10	10	10	10	10	10	10	10	10	10	10	10

NOTE: This is automated data that may/may not agree with the official BAM thinking that's found on the daily slides or special visibility report slides. This data should be used as a guide only

Houston Pilots Wind Chart



Forecast Confidence

Above Normal

Below Normal

Sustained wind 10 Knots

Gusts 15 Knots

Wind from the SE

Example

10

15

↖

Wind	Thu 2 am	Thu 3 am	Thu 4 am	Thu 5 am	Thu 6 am	Thu 7 am	Thu 8 am	Thu 9 am	Thu 10 am	Thu 11 am	Thu 12 pm	Thu 1 pm	Thu 2 pm	Thu 3 pm	Thu 4 pm	Thu 5 pm	Thu 6 pm	Thu 7 pm	Thu 8 pm	Thu 9 pm	Thu 10 pm	Thu 11 pm	Fri 12 am	Fri 1 am
Houston Pilots N - 610 Bridge	15	15	14	13	12	10	9	9	10	12	12	12	12	12	12	12	10	9	8	6	5	3	2	2
	30	29	28	25	23	20	18	20	21	22	23	23	23	24	23	22	21	18	15	12	9	7	5	5
	↓	↓	↓	↓	↓	↓	↓	↓	↓	↓	↓	↓	↓	↓	↓	↓	↓	↓	↓	↓	↓	↓	↓	↙
Houston Pilots M - Kinder 1	15	15	14	13	12	10	9	9	10	12	12	12	12	12	12	12	10	9	8	6	5	3	2	2
	29	29	28	25	23	20	18	20	21	22	23	23	23	24	23	22	21	18	15	12	9	7	5	5
	↓	↓	↓	↓	↓	↓	↓	↓	↓	↓	↓	↓	↓	↓	↓	↓	↓	↓	↓	↓	↓	↓	↓	↙
Houston Pilots L - Greens Bayou	15	15	14	13	12	10	8	9	10	12	12	12	12	12	12	12	10	9	8	6	5	3	2	2
	29	29	28	25	23	20	18	20	21	22	22	23	22	23	23	22	21	18	15	12	9	7	5	5
	↓	↓	↓	↓	↓	↓	↓	↓	↓	↓	↓	↓	↓	↓	↓	↓	↓	↓	↓	↓	↓	↓	↓	↙
Houston Pilots K - Shell Crude	15	15	14	13	12	10	9	9	10	12	12	12	12	12	12	12	10	9	8	6	5	3	2	2
	29	29	28	25	23	21	18	20	21	22	23	23	22	23	22	22	21	18	15	12	9	7	5	5
	↓	↓	↓	↓	↓	↓	↓	↓	↓	↓	↓	↓	↓	↓	↓	↓	↓	↓	↓	↓	↓	↓	↓	↙
Houston Pilots J - Lynchburg Ferries	15	14	13	13	10	10	8	9	10	12	13	13	12	12	12	12	10	9	8	6	5	3	2	2
	29	28	26	24	22	20	18	20	21	22	22	23	22	23	22	22	20	17	15	10	8	6	5	5
	↓	↓	↓	↓	↓	↓	↓	↓	↓	↓	↓	↓	↓	↓	↓	↓	↓	↓	↓	↓	↓	↓	↓	↙
Houston Pilots I - Exxon 3	20	20	18	17	16	14	13	13	13	14	14	13	13	14	13	13	13	12	10	8	6	5	3	3
	29	29	28	25	23	21	20	20	21	21	22	22	22	23	22	22	20	18	15	13	9	8	6	6
	↓	↓	↓	↓	↓	↓	↓	↓	↓	↓	↓	↓	↓	↓	↓	↓	↓	↓	↓	↓	↓	↓	↓	↙
Houston Pilots H - Morgans Point	20	20	18	17	16	15	13	13	13	14	13	13	13	13	13	13	13	12	10	8	6	6	3	3
	29	29	28	25	24	22	20	20	21	21	22	22	22	23	22	21	20	18	15	13	9	8	6	6
	↓	↓	↓	↓	↓	↓	↓	↓	↓	↓	↓	↓	↓	↓	↓	↓	↓	↓	↓	↓	↓	↓	↓	↙
Houston Pilots G - 75/76	24	23	22	22	20	18	16	16	16	16	15	15	14	14	14	14	13	13	12	10	8	7	6	5
	32	32	31	29	29	26	23	23	24	23	24	24	23	24	23	23	22	20	17	15	12	9	8	7
	↓	↓	↓	↓	↓	↓	↓	↓	↓	↓	↓	↓	↓	↓	↓	↓	↓	↓	↓	↓	↓	↓	↓	↙
Houston Pilots F - 63/64	24	24	23	22	21	20	17	17	17	16	15	15	14	14	14	14	13	13	12	10	8	7	6	6
	32	32	31	30	29	26	24	24	24	24	24	23	23	24	23	22	21	20	17	15	13	10	9	8
	↓	↓	↓	↓	↓	↓	↓	↓	↓	↓	↓	↓	↓	↓	↓	↓	↓	↓	↓	↓	↓	↓	↓	↙
Houston Pilots E - 51/52	24	24	24	23	22	21	18	18	17	17	16	15	15	14	14	13	13	13	13	10	9	8	7	6
	33	33	33	31	30	29	26	26	25	24	24	24	23	23	22	22	21	20	17	15	13	12	9	9
	↓	↓	↓	↓	↓	↓	↓	↓	↓	↓	↓	↓	↓	↓	↓	↓	↓	↓	↓	↓	↓	↓	↓	↙
Houston Pilots D - 37/38	25	25	25	24	23	22	20	18	18	17	16	15	15	14	14	13	13	13	13	10	9	8	7	6
	35	35	35	33	32	30	28	28	26	25	25	24	23	23	22	21	20	17	16	14	12	10	9	9
	↓	↓	↓	↓	↓	↓	↓	↓	↓	↓	↓	↓	↓	↓	↓	↓	↓	↓	↓	↓	↓	↓	↓	↙
Houston Pilots C - 25/26	25	25	25	24	24	22	20	20	18	17	17	16	15	14	14	13	13	13	12	10	9	8	7	6
	36	36	36	35	33	31	29	29	26	25	24	23	23	22	21	20	20	17	16	14	12	10	9	9
	↓	↓	↓	↓	↓	↓	↓	↓	↓	↓	↓	↓	↓	↓	↓	↓	↓	↓	↓	↓	↓	↓	↓	↙
Houston Pilots B - 11/12	24	24	24	24	23	22	20	20	18	17	16	15	15	14	14	13	13	12	12	10	8	8	6	6
	35	36	35	33	32	31	29	29	26	25	25	24	22	22	21	20	20	18	17	15	13	12	10	9
	↓	↓	↓	↓	↓	↓	↓	↓	↓	↓	↓	↓	↓	↓	↓	↓	↓	↓	↓	↓	↓	↓	↓	↙
Houston Pilots A - 1 & 2 Bravo	26	28	26	26	25	24	22	22	20	20	18	17	15	15	14	14	14	13	13	12	10	9	8	7
	38	38	38	37	36	33	31	30	29	28	28	25	23	23	22	22	21	21	20	17	16	14	13	10
	↓	↓	↓	↓	↓	↓	↓	↓	↓	↓	↓	↓	↓	↓	↓	↓	↓	↓	↓	↓	↓	↓	↓	↙

NOTE: This is automated data that may/may not agree with the official BAM thinking that's found on the daily slides.
This data should be used as a guide only.

Forecast Discussion

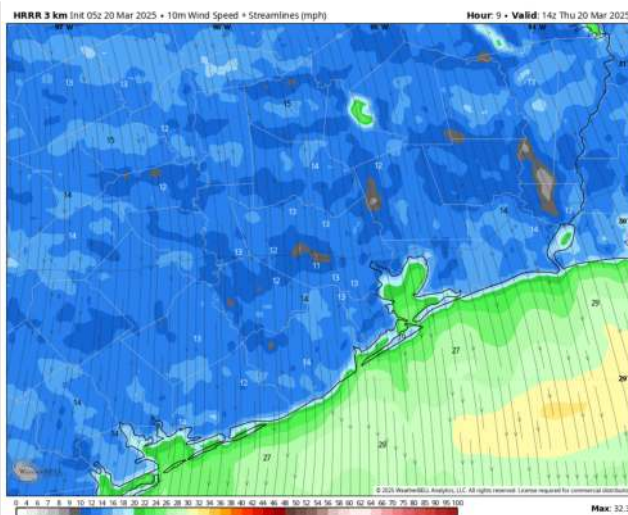
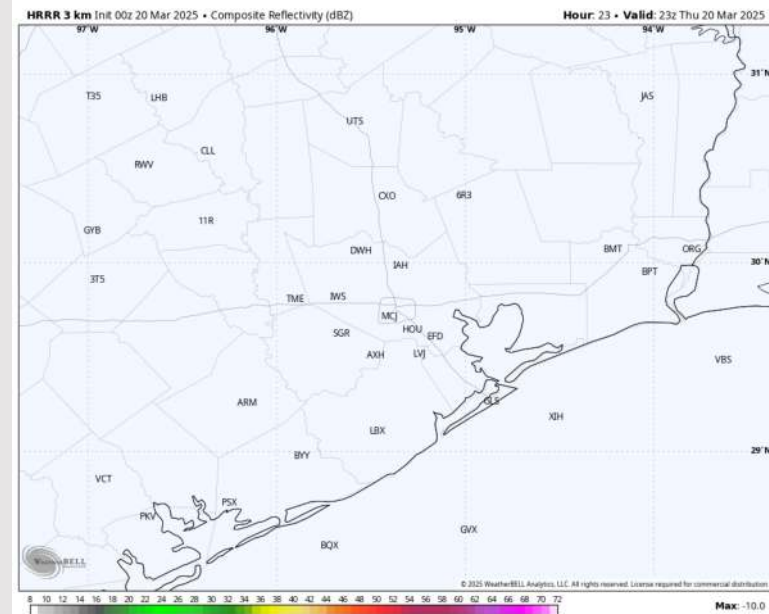
Precip: Favoring dry conditions for today.

Wind: Winds will be out of the NNW throughout the day. **N of Morgan's Point:** Winds will be at 8 – 13 kts through 5 AM, decreasing to 5 – 10 kts for the rest of the day. **S of Morgan's Point:** Winds will be at 25 – 30kts through 4 AM, decreasing to 20 – 25kts through 11AM, before decreasing further to 10 – 15 kts for the rest of Thursday. **Wind gusts of up to 30 – 35 kts for Stations S of Morgan's Point and gusts of 20-25 kts for Stations N of Morgan's Point will be possible through 7 AM. After that time, wind gusts up to 20 kts in play for all Stations through 8PM.**

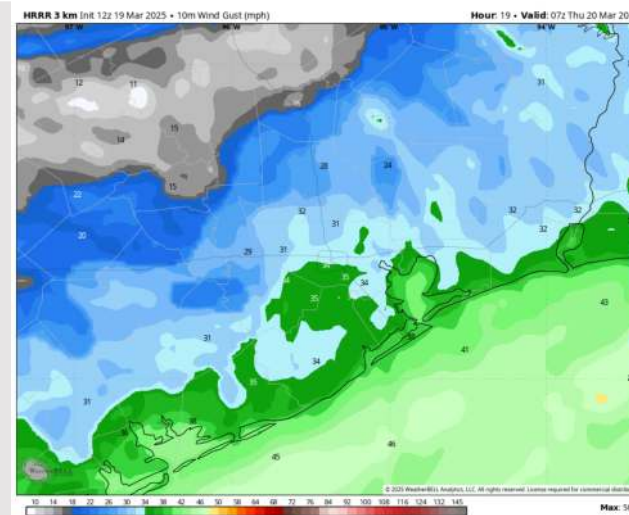
High Temps: **N of Morgan's Point:** Near 70 F. **S of Morgan's Point:** Mid 60s F.

Visibility: No fog concerns favored for today.

Precip Image: 6 PM CT



Wind Speed:
9 AM CT



Houston Pilots: FRI. 3/21/2025

Forecast Discussion

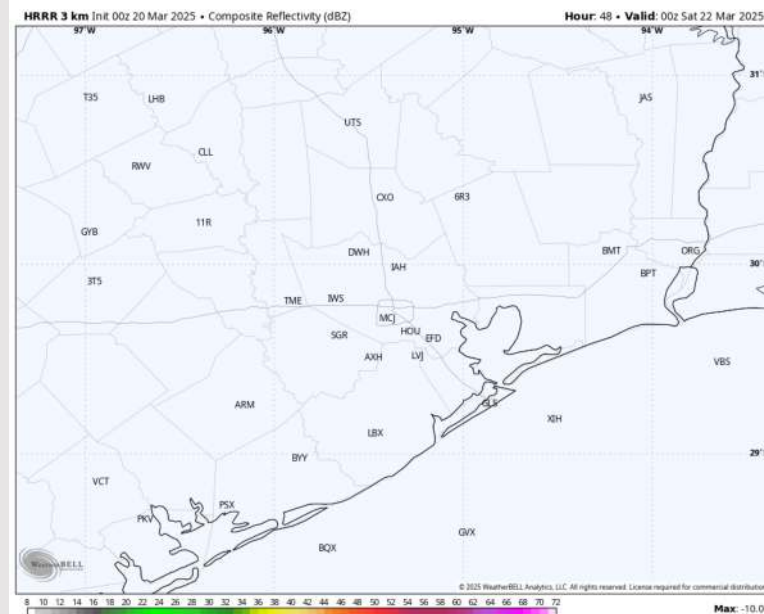
Precip: Favoring dry conditions for Friday.

Wind: Winds will slowly begin to shift from of the NW to out of the SE from 12AM – 9AM, remaining out of the S/SE for the rest of the day. **N of Morgan's Point:** Winds will be at 7 - 13 kts for all of Friday. **S of Morgan's Point:** Winds will be at 7 – 13 kts through 2PM before increasing to 10 – 15 kts for the remainder of Friday.

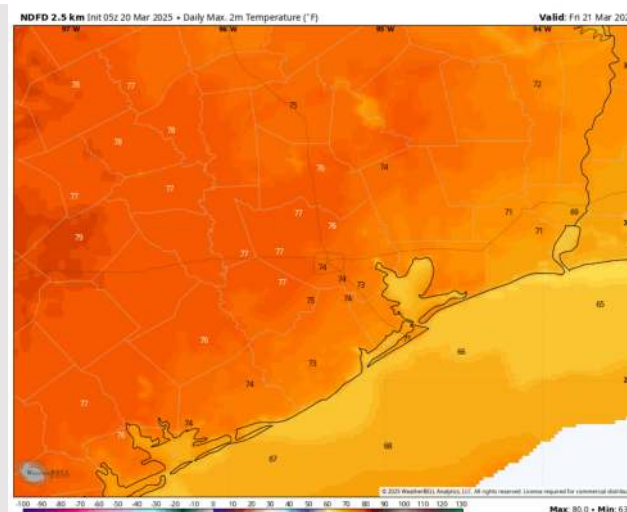
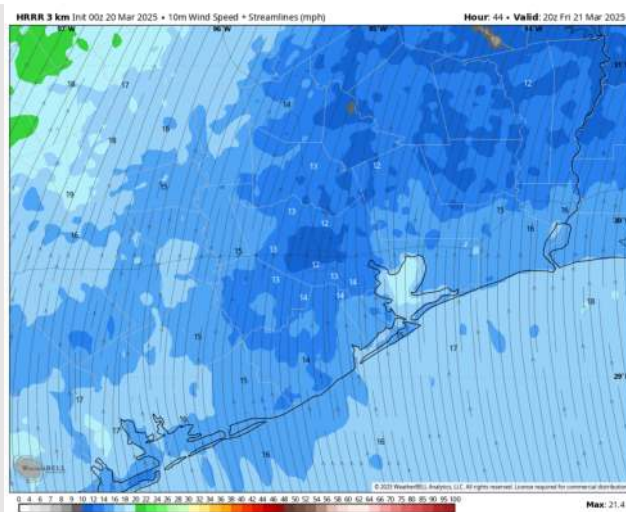
High Temps: **N of Morgan's Point:** Low 70s F. **S of Morgan's Point:** Upper 60s F.

Visibility: No visibility concerns for Friday.

Precip Image: 7 PM CT



Wind Speed:
2 PM CT



High Temps
Friday

Houston Pilots: SAT. 3/22/2025

Forecast Discussion

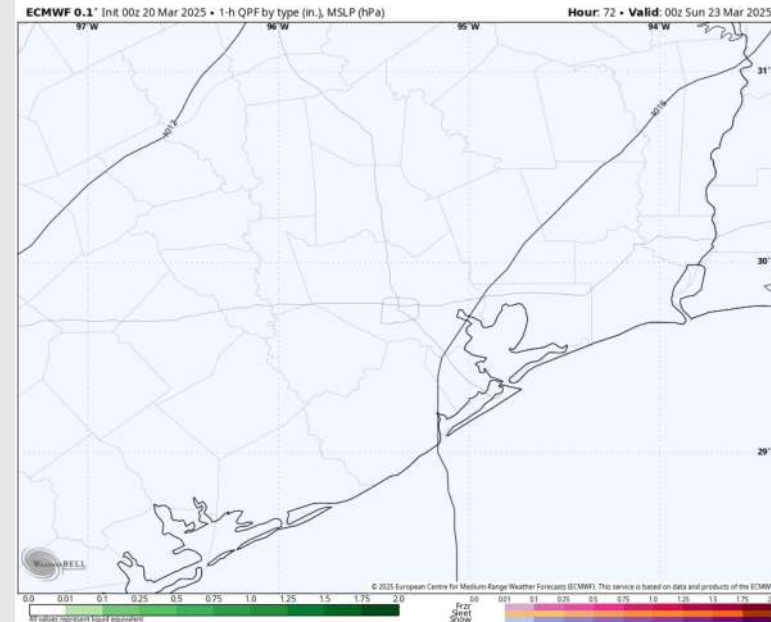
Precip: Favoring dry conditions for Saturday.

Wind: Winds will be out of the SE for all of Saturday. **N of Morgan's Point:** Winds will be at 3 – 7 kts through 10AM before increasing to 7 – 11kts for the remainder of the day. **S of Morgan's Point:** Winds will be at 8 – 13 kts for all of Saturday.

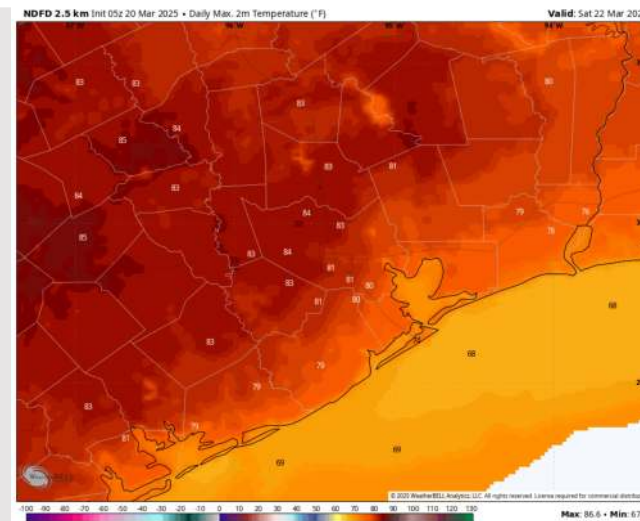
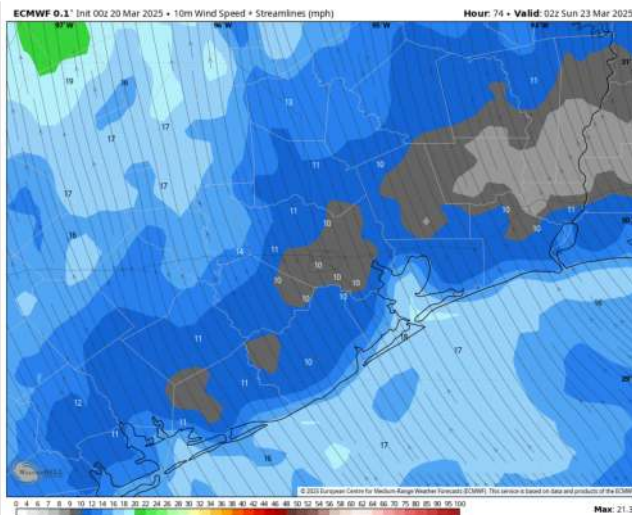
High Temps: **N of Morgan's Point:** Upper 70s F. **S of Morgan's Point:** Upper 60s F.

Visibility: No fog concerns favored for Saturday.

Precip Image: 7 PM CT



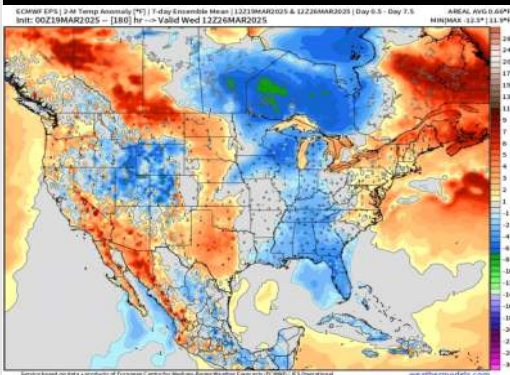
Wind Speed
9 PM CT



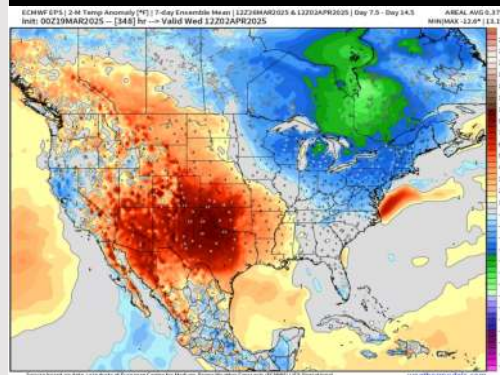
High Temps
Saturday

Houston Pilots: 3/20/25

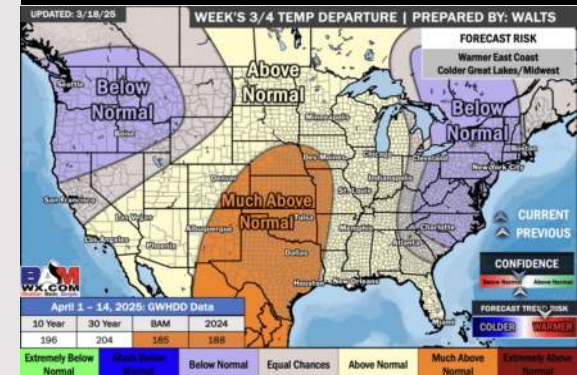
Next 7 Day Temperature Departure



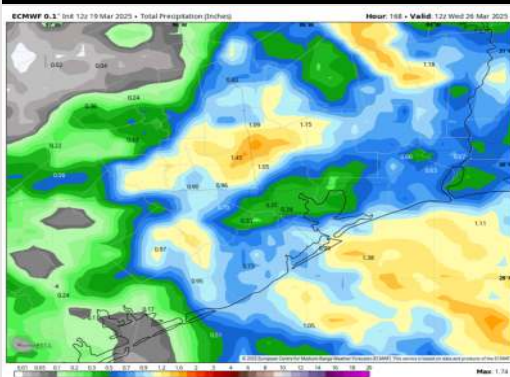
8-14 Day Temperature Departure



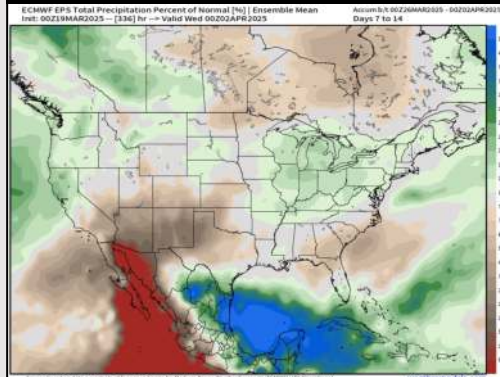
15-30 Day Temperature Departure



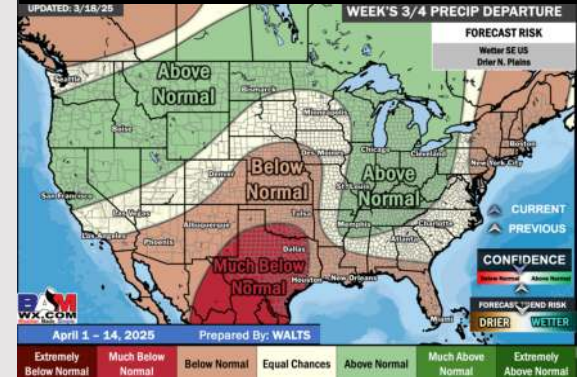
Next 7 Day Total Precipitation



8-14 Day % of Average Precip.



15-30 Day % of Average Precip.



- Temps are expected to be near normal for the next 7 days. Next rain chances arrive early next week.
- Above normal temps and near normal rainfall are expected for week 2.
- Much above normal temperatures and below normal precipitation chances are expected for the weeks $\frac{3}{4}$ timeframe.