

Houston Pilots Forecast Package



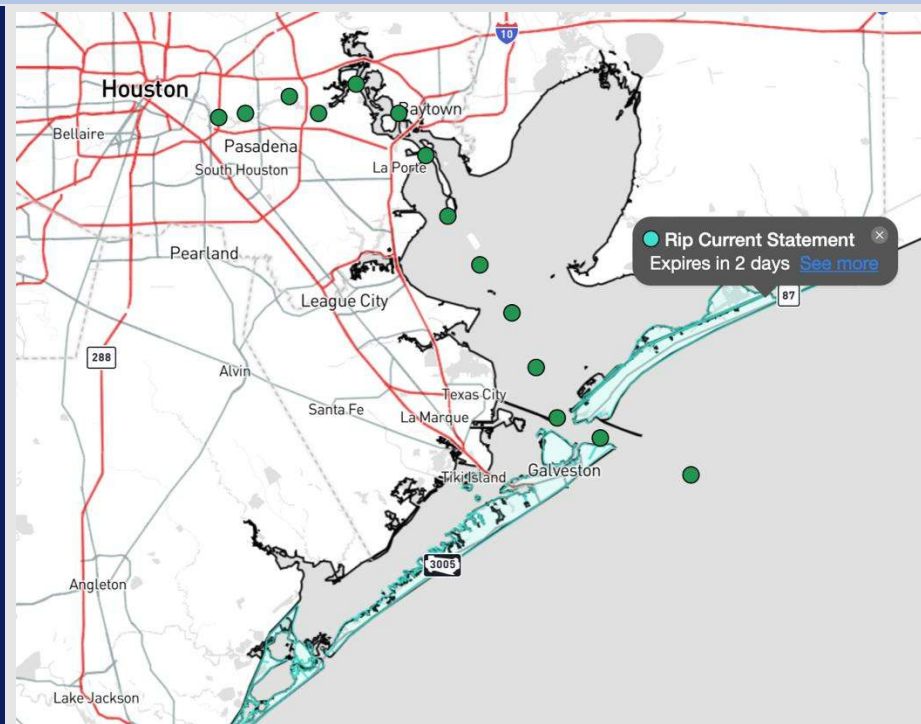
Updated: 1:20 PM CT

Monday, March 17, 2025

Forecaster: Hope Kleitsch

Weather Headlines

- **X-Ray Port Conditions are currently in effect due to 6' wave heights at the Boarding Station on Wednesday. [Click here for trigger video update.](#)**
- **Winds are expected to increase on Tuesday and Wednesday, with gusts of 25 – 30 kts in play.**
- **Isolated rain chances come into play on Wednesday.**



Current Radar: 1:20 PM CT

As always, please do not hesitate to reach out to us with any forecast questions at **(317)-560-8122**. Press 1 for forecast questions.

You can also access real-time forecast updates and 24/7 meteorological chat assistance on your [Clarity](#) app. Click [here](#) for login assistance.



Houston Pilots Port Trigger Update



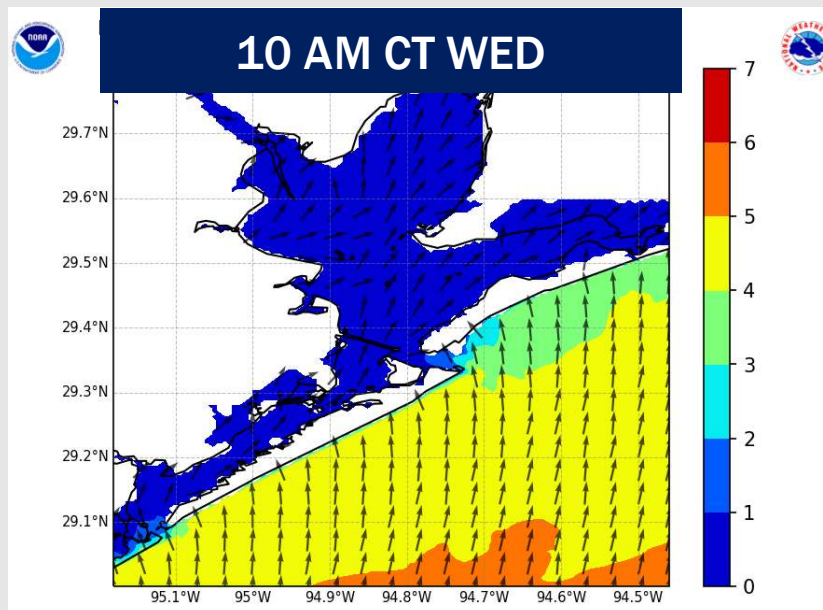
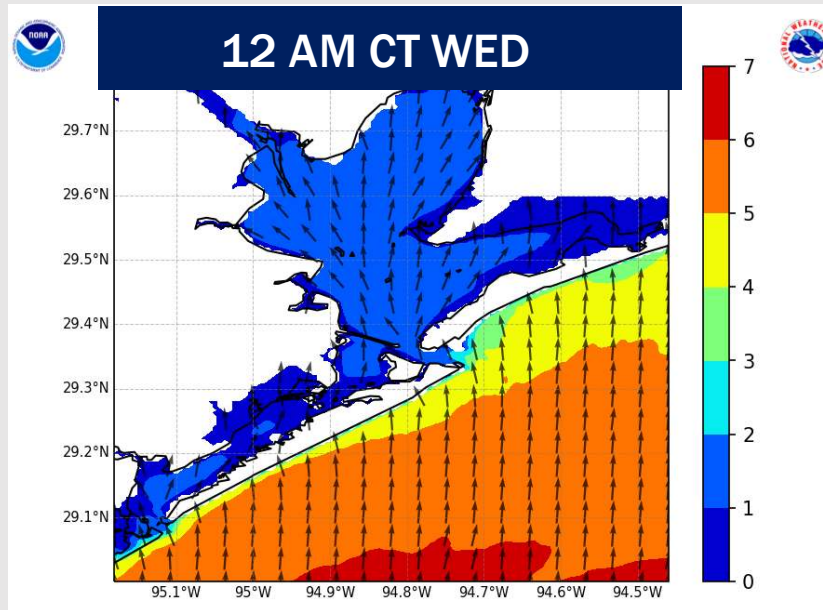
Port Condition	34 KTS+ Sustained Wind Trigger Reached at:	6 Foot Wave Trigger Reached at:	Time Remaining/Trigger Ends At:
Victor	---	---	---
Whiskey	---	---	---
X-Ray	---	CURRENT	12 AM TUE
Yankee	---	12 AM TUE	12 PM TUE
Zulu	---	12 PM TUE	10 AM WED

Port Condition	Trigger Definition	Trigger Reached?
Victor	Hurricane entering/developing in Gulf of Mexico that's a threat to the area	N/A
Whiskey	72 hours prior to predicted sustained winds of 34+ KTS	PAST
X-Ray	48 hours prior to predicted sustained winds of 34+ KTS or 6' wave height	CURRENT
Yankee	24 hours prior to predicted sustained winds of 34+ KTS or 6' wave height	NO
Zulu	12 hours prior to predicted sustained winds of 34+ KTS or 6' wave height	NO

NOTES:

Wave heights are expected to reach 5' at the Boarding Station after 7 PM Tuesday and reach 6' by 12 AM Wednesday as a front passes. Wave heights are expected to quickly decrease after that time, falling below 6' by 10 AM Wednesday.

Wave Height Forecast Update



Wave heights are expected to increase late Tuesday into Wednesday AM.

Wave heights at the Boarding Station will reach 5' by 7 PM on Tuesday and 6' by 12 AM Wednesday.

After that time, wave heights are expected to decrease quickly, reaching below 6' by 10 AM Wednesday.

Houston Pilots Extended Range Visibility Report



Thursday 3/20/25

No fog concerns for Thursday.

Forecast Confidence



Saturday 3/22/25

No fog concerns for Saturday.

Forecast Confidence



Friday 3/21/25

No fog concerns for Friday.

Forecast Confidence



Chance for Fog

Thursday AM	Unlikely
Thursday PM	Unlikely
Friday AM	Unlikely
Friday PM	Unlikely
Saturday AM	Unlikely
Saturday PM	Unlikely

Houston Pilots Visibility Chart (miles)



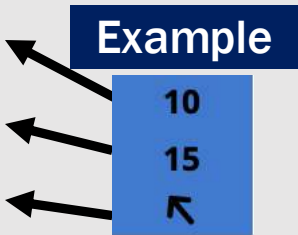
Visibility	Mon 3 pm	Mon 4 pm	Mon 5 pm	Mon 6 pm	Mon 7 pm	Mon 8 pm	Mon 9 pm	Mon 10 pm	Mon 11 pm	Tue 12 am	Tue 1 am	Tue 2 am	Tue 3 am	Tue 4 am	Tue 5 am	Tue 6 am	Tue 7 am	Tue 8 am	Tue 9 am	Tue 10 am	Tue 11 am	Tue 12 pm	Tue 1 pm	Tue 2 pm
Houston Pilots N - 610 Bridge	10	10	10	10	10	10	10	10	10	10	10	10	10	10	10	10	10	10	10	10	10	10	10	10
Houston Pilots M - Kinder 1	10	10	10	10	10	10	10	10	10	10	10	10	10	10	10	10	10	10	10	10	10	10	10	10
Houston Pilots L - Greens Bayou	10	10	10	10	10	10	10	10	10	10	10	10	10	10	10	10	10	10	10	10	10	10	10	10
Houston Pilots K - Shell Crude	10	10	10	10	10	10	10	10	10	10	10	10	10	10	10	10	10	10	10	10	10	10	10	10
Houston Pilots J - Lynchburg Ferries	10	10	10	10	10	10	10	10	10	10	10	10	10	10	10	10	10	10	10	10	10	10	10	10
Houston Pilots I - Exxon 3	10	10	10	10	10	10	10	10	10	10	10	10	10	10	10	10	10	10	10	10	10	10	10	10
Houston Pilots H - Morgans Point	10	10	10	10	10	10	10	10	10	10	10	10	10	10	10	10	10	10	10	10	10	10	10	10
Houston Pilots G - 75/76	10	10	10	10	10	10	10	10	10	10	10	10	10	10	10	10	10	10	10	10	10	10	10	10
Houston Pilots F - 63/64	10	10	10	10	10	10	10	10	10	10	10	10	10	10	10	10	10	10	10	10	10	10	10	10
Houston Pilots E - 51/52	10	10	10	10	10	10	10	10	10	10	10	10	10	10	10	10	10	10	10	10	10	10	10	10
Houston Pilots D - 37/38	10	10	10	10	10	10	10	10	10	10	10	10	10	10	10	10	10	10	10	10	10	10	10	10
Houston Pilots C - 25/26	10	10	10	10	10	10	10	10	10	10	10	10	10	10	10	10	10	10	10	10	10	10	10	10
Houston Pilots B - 11/12	10	10	10	10	10	10	10	10	10	10	10	10	10	10	10	10	10	10	10	10	10	10	10	10
Houston Pilots A - 1 & 2 Bravo	10	10	10	10	10	10	10	10	10	10	10	10	10	10	10	10	10	10	10	10	10	10	10	10

NOTE: This is automated data that may/may not agree with the official BAM thinking that’s found on the daily slides or special visibility report slides. This data should be used as a guide only

Houston Pilots Wind Chart



Sustained wind 10 Knots
Gusts 15 Knots
Wind from the SE



Wind	Mon 3 pm	Mon 4 pm	Mon 5 pm	Mon 6 pm	Mon 7 pm	Mon 8 pm	Mon 9 pm	Mon 10 pm	Mon 11 pm	Tue 12 am	Tue 1 am	Tue 2 am	Tue 3 am	Tue 4 am	Tue 5 am	Tue 6 am	Tue 7 am	Tue 8 am	Tue 9 am	Tue 10 am	Tue 11 am	Tue 12 pm	Tue 1 pm	Tue 2 pm
Houston Pilots N - 610 Bridge	12	13	13	13	13	13	12	10	9	9	8	8	8	8	8	8	8	8	10	12	13	15	16	17
	23	23	25	25	25	24	22	21	20	20	18	18	17	17	17	17	17	18	21	24	26	29	31	32
	↑	↑	↑	↑	↑	↑	↑	↑	↑	↑	↑	↑	↑	↑	↑	↑	↑	↑	↑	↑	↑	↑	↑	↑
Houston Pilots M - Kinder 1	12	13	13	13	13	13	12	10	9	9	8	8	8	8	8	8	8	8	10	12	14	15	16	17
	22	23	24	24	25	24	22	21	20	20	18	17	17	17	17	17	17	18	21	24	26	29	31	32
	↑	↑	↑	↑	↑	↑	↑	↑	↑	↑	↑	↑	↑	↑	↑	↑	↑	↑	↑	↑	↑	↑	↑	↑
Houston Pilots L - Greens Bayou	12	13	13	13	13	13	10	10	9	9	8	8	8	8	8	8	8	8	10	12	13	15	16	17
	22	23	24	24	24	23	22	20	20	18	17	17	17	17	17	17	17	18	21	23	26	29	30	32
	↑	↑	↑	↑	↑	↑	↑	↑	↑	↑	↑	↑	↑	↑	↑	↑	↑	↑	↑	↑	↑	↑	↑	↑
Houston Pilots K - Shell Crude	12	13	13	13	13	12	10	10	9	8	8	8	8	8	8	8	8	8	10	12	14	15	16	17
	22	22	24	24	24	23	21	20	18	18	17	17	17	17	17	17	17	18	21	24	26	29	30	31
	↑	↑	↑	↑	↑	↑	↑	↑	↑	↑	↑	↑	↑	↑	↑	↑	↑	↑	↑	↑	↑	↑	↑	↑
Houston Pilots J - Lynchburg Ferries	12	13	13	13	13	12	10	10	9	8	8	8	8	8	8	8	8	8	10	12	14	15	16	17
	21	22	24	24	24	23	21	20	18	18	17	17	17	17	17	17	17	18	21	23	26	29	30	31
	↑	↑	↑	↑	↑	↑	↑	↑	↑	↑	↑	↑	↑	↑	↑	↑	↑	↑	↑	↑	↑	↑	↑	↑
Houston Pilots I - Exxon 3	14	14	15	15	15	15	14	13	13	13	12	12	12	12	12	12	12	13	14	15	16	17	18	18
	22	22	24	24	24	23	21	20	20	18	18	18	17	17	17	18	18	20	21	23	25	28	29	30
	↑	↑	↑	↑	↑	↑	↑	↑	↑	↑	↑	↑	↑	↑	↑	↑	↑	↑	↑	↑	↑	↑	↑	↑
Houston Pilots H - Morgans Point	13	14	15	15	15	15	14	13	13	12	12	12	12	12	12	12	13	13	14	15	16	17	17	18
	22	22	24	24	23	22	21	20	18	18	18	18	17	17	18	18	18	20	21	23	25	28	29	30
	↑	↑	↑	↑	↑	↑	↑	↑	↑	↑	↑	↑	↑	↑	↑	↑	↑	↑	↑	↑	↑	↑	↑	↑
Houston Pilots G - 75/76	14	14	15	16	16	16	15	15	14	14	14	14	14	14	14	15	15	15	16	17	18	20	20	20
	22	23	24	24	24	23	22	21	20	20	20	20	21	21	21	21	22	22	22	24	25	28	29	31
	↑	↑	↑	↑	↑	↑	↑	↑	↑	↑	↑	↑	↑	↑	↑	↑	↑	↑	↑	↑	↑	↑	↑	↑
Houston Pilots F - 63/64	14	14	15	15	16	15	15	14	14	14	14	14	14	14	15	15	15	15	16	17	18	20	20	20
	22	23	24	24	24	22	21	21	20	20	20	20	21	21	21	22	22	22	24	25	28	29	30	31
	↑	↑	↑	↑	↑	↑	↑	↑	↑	↑	↑	↑	↑	↑	↑	↑	↑	↑	↑	↑	↑	↑	↑	↑
Houston Pilots E - 51/52	14	14	14	15	15	15	15	14	14	14	14	14	14	15	15	15	15	15	17	17	18	18	18	18
	21	22	23	23	22	22	21	21	20	20	20	21	21	22	22	23	23	23	24	26	28	28	29	29
	↑	↑	↑	↑	↑	↑	↑	↑	↑	↑	↑	↑	↑	↑	↑	↑	↑	↑	↑	↑	↑	↑	↑	↑
Houston Pilots D - 37/38	13	14	14	14	15	15	14	14	13	14	14	14	14	15	15	15	15	15	17	17	17	18	18	18
	21	22	22	23	22	22	21	20	20	20	20	21	21	22	22	23	23	23	25	26	28	28	29	29
	↑	↑	↑	↑	↑	↑	↑	↑	↑	↑	↑	↑	↑	↑	↑	↑	↑	↑	↑	↑	↑	↑	↑	↑
Houston Pilots C - 25/26	13	14	13	14	14	14	13	13	13	13	14	14	14	15	15	15	15	15	16	17	17	17	18	17
	20	22	22	22	21	21	20	20	20	20	21	21	22	22	22	23	23	23	24	25	26	26	29	28
	↑	↑	↑	↑	↑	↑	↑	↑	↑	↑	↑	↑	↑	↑	↑	↑	↑	↑	↑	↑	↑	↑	↑	↑
Houston Pilots B - 11/12	12	12	13	13	13	13	13	13	13	13	13	13	13	14	14	14	15	15	15	16	16	17	17	17
	18	20	20	20	20	20	20	20	18	20	20	20	21	21	22	22	23	23	24	24	25	26	26	26
	↑	↑	↑	↑	↑	↑	↑	↑	↑	↑	↑	↑	↑	↑	↑	↑	↑	↑	↑	↑	↑	↑	↑	↑
Houston Pilots A - 1 & 2 Bravo	12	12	12	13	13	13	14	14	14	14	15	15	15	15	15	15	16	16	17	17	17	17	17	17
	17	18	18	20	20	21	20	21	21	21	22	22	23	23	23	23	24	24	25	25	25	26	26	26
	↑	↑	↑	↑	↑	↑	↑	↑	↑	↑	↑	↑	↑	↑	↑	↑	↑	↑	↑	↑	↑	↑	↑	↑

NOTE: This is automated data that may/may not agree with the official BAM thinking that's found on the daily slides.
This data should be used as a guide only.

Houston Pilots: MON. 3/17/2025

Forecast Discussion

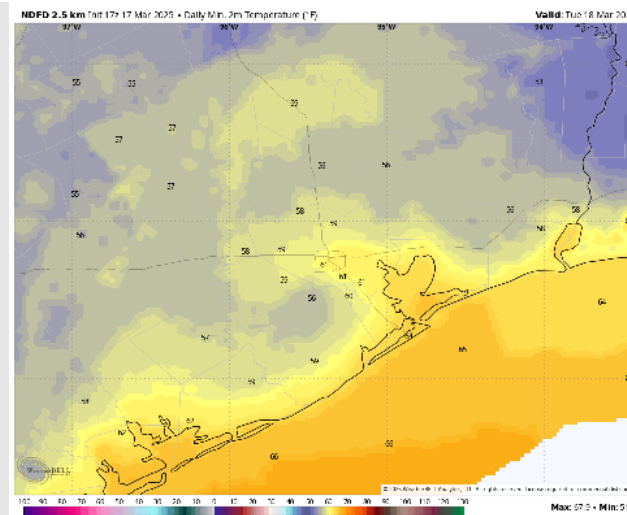
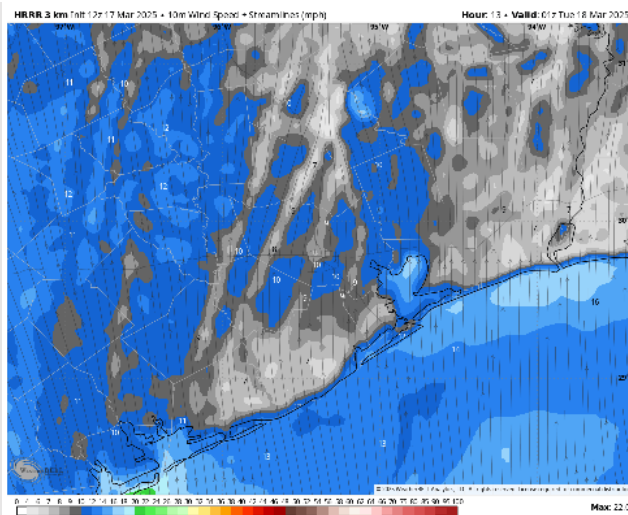
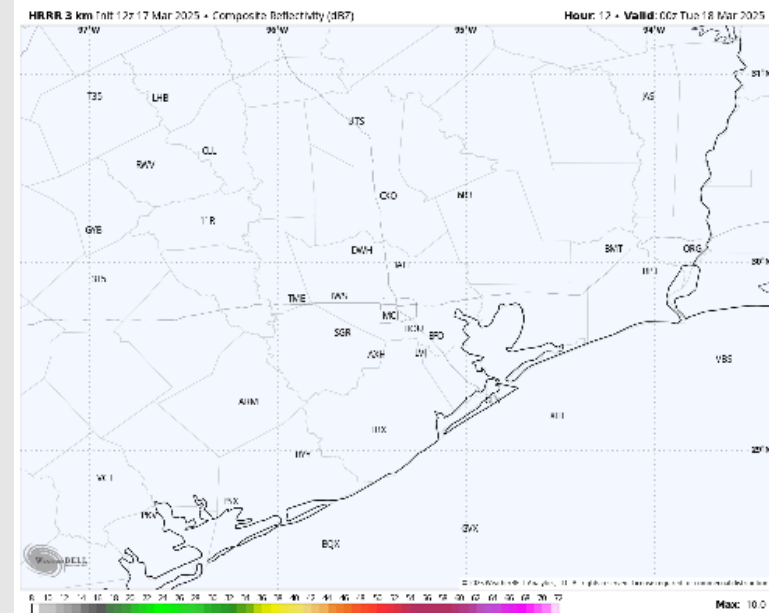
Precip: Favoring dry conditions for the rest of today.

Wind: Winds will be out of the S for the rest of today. **N of Morgan's Point:** Winds at 5 – 10 kts throughout the remainder of the day. **S of Morgan's Point:** Winds will be at 8 – 13 kts for the rest of the PM. **Wind gusts up to 20 kts will be possible for all Stations for the rest of the day.**

Low Temps: **N of Morgan's Point:** Low 60s F. **S of Morgan's Point:** Low 60s F.

Visibility: No fog concerns favored for the rest of today.

Precip Image: 7 PM CT



Houston Pilots: TUE. 3/18/2025

Forecast Discussion

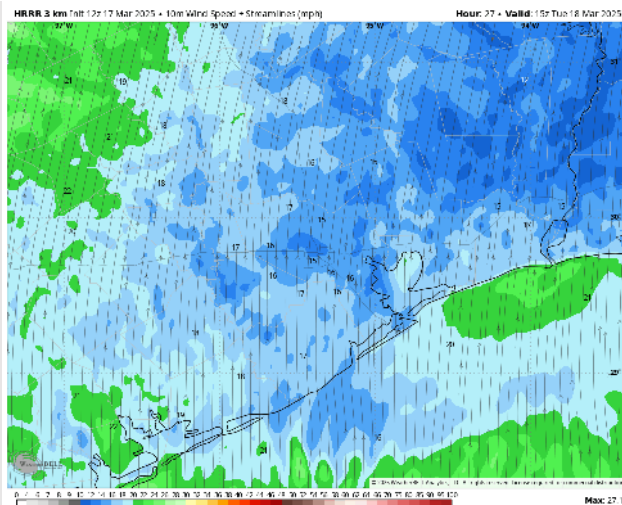
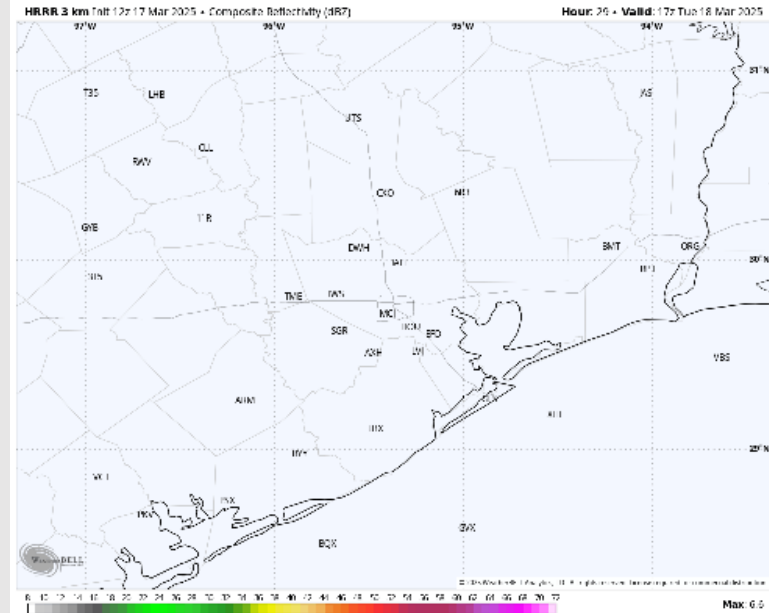
Precip: Favoring dry conditions for Tuesday.

Wind: Winds will be out of the S throughout Tuesday. **N of Morgan's Point:** Winds will be at 3 – 8 kts through 9 AM before increasing to 11 – 16 kts for the rest of the day. **S of Morgan's Point:** Winds will be at 15 – 20 kts throughout the day. **Gusts up to 25 – 30 kts will be possible at for Stations S of Morgan's Point throughout the day and for Stations N of Morgan's Point after 9 AM.**

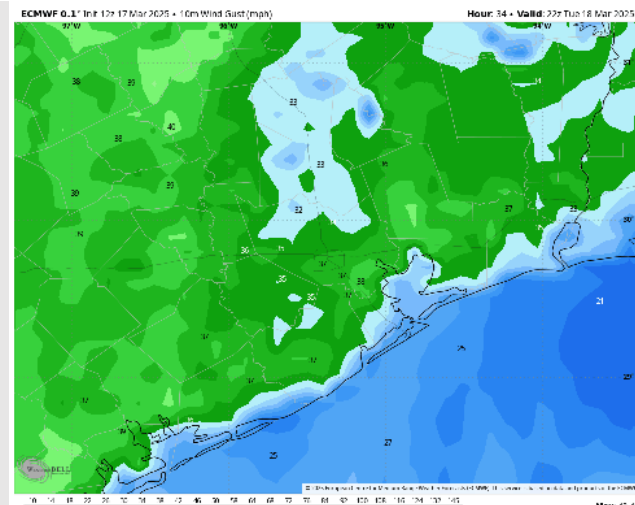
High Temps: **N of Morgan's Point:** Upper 70s / Near 80 F. **S of Morgan's Point:** Low to Mid 70s F.

Visibility: No visibility concerns for Tuesday.

Precip Image: 12 PM CT



Wind Speed:
10 AM CT



MAX Wind
Gusts TUE

Houston Pilots: WED. 3/19/2025

Forecast Discussion

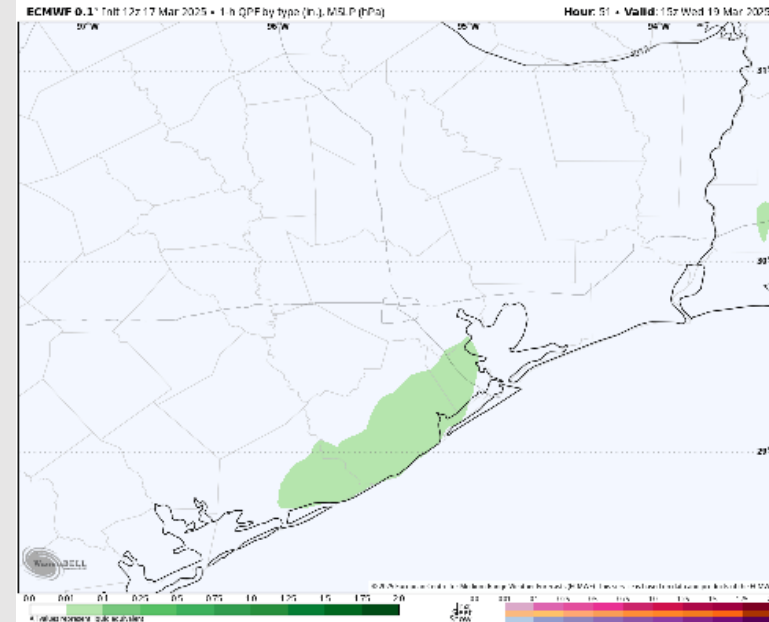
Precip: Isolated (20%) rain showers will be possible from 8AM to 2PM for all Stations.

Wind: Winds will start out of the S through 8 AM shifting out of the W/SW after that time. Winds then shift clockwise out of the NW after 6 PM. **N of Morgan's Point:** Winds will be at 8 – 13 kts throughout the day. **S of Morgan's Point:** Winds will be at 15 – 20 kts throughout the day with a brief period of decreased winds of 8 – 13 kts from 10AM to 8PM. **Wind gusts of 20 – 25 kts will be in play for all Stations throughout the day.**

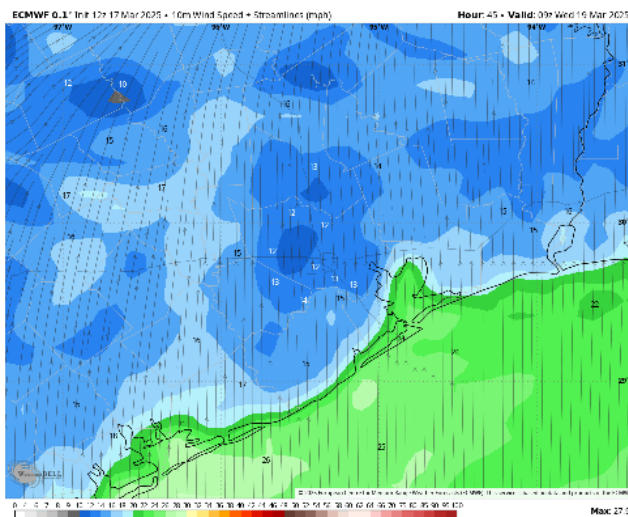
High Temps: **N of Morgan's Point:** Upper 70s / Near 80 F. **S of Morgan's Point:** Mid 70s F.

Visibility: No fog concerns favored for Wednesday.

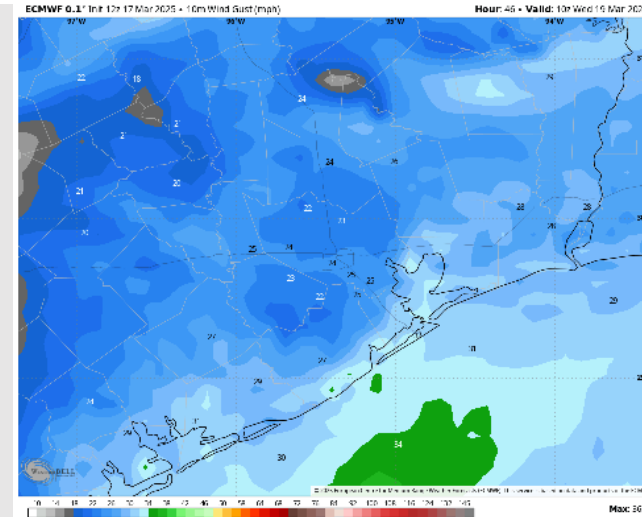
Precip Image: 10 AM CT



Wind Speed
4 AM CT

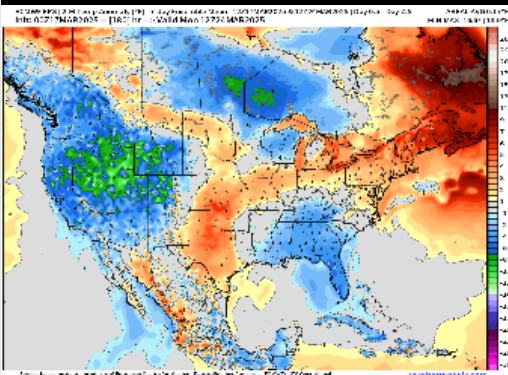


MAX Wind
Gusts WED

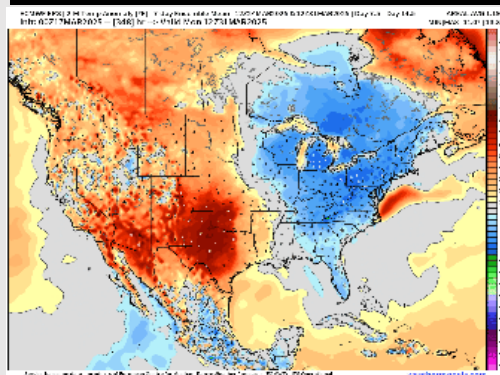


Houston Pilots: 3/17/25

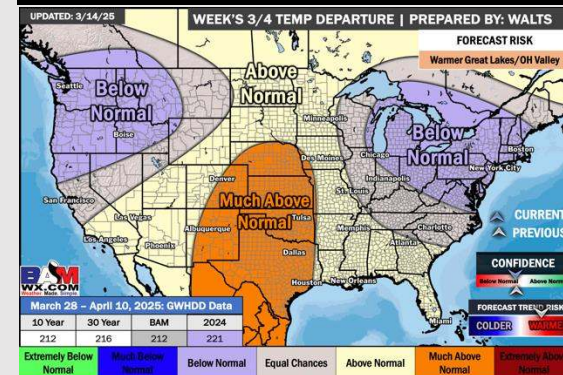
Next 7 Day Temperature Departure



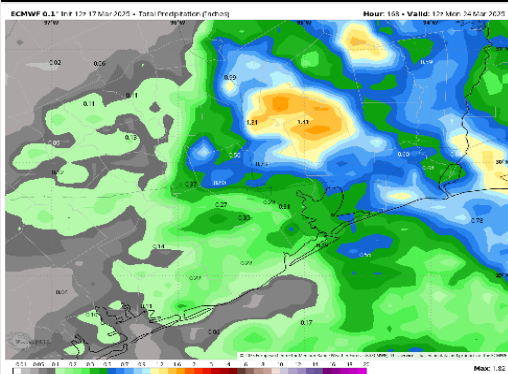
8-14 Day Temperature Departure



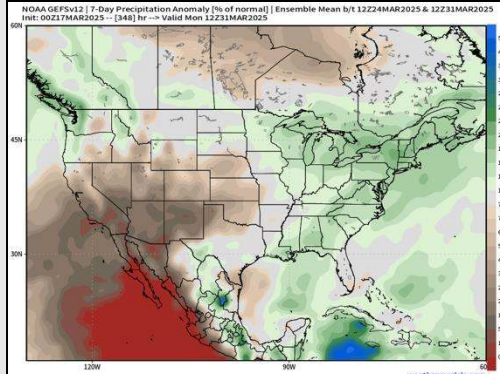
15-30 Day Temperature Departure



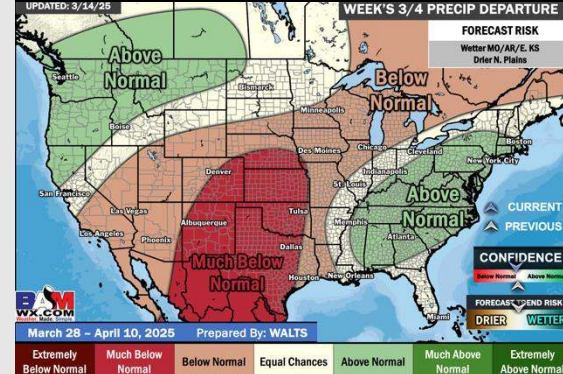
Next 7 Day Total Precipitation



8-14 Day % of Average Precip.



15-30 Day % of Average Precip.



- Temps are expected to be above normal for the next 7 days. Favoring dry conditions with isolated chances arriving mid-week.
- Above normal temps and near normal rainfall are expected for week 2.
- Much above normal temperatures and below normal precipitation chances are expected for the weeks $\frac{3}{4}$ timeframe.