

Houston Pilots Forecast Package



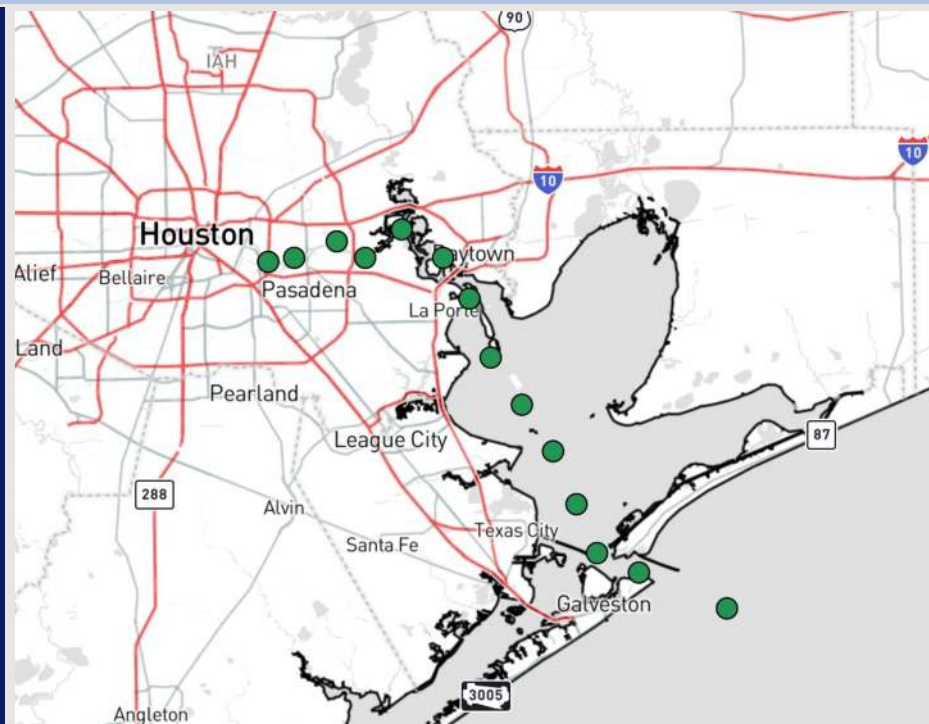
Updated: 12:15 AM CT

Monday, March 17, 2025

Forecaster: Tyler Riggles

Weather Headlines

- Winds are expected to increase on Tuesday and Wednesday, with gusts of 25 – 30 kts in play.
- Whiskey Port Conditions are currently in effect due to 6' wave heights at the Boarding Station on Wednesday.
- Favoring dry conditions over the next 72 hours.



Current Radar: 12:05 AM CT

As always, please do not hesitate to reach out to us with any forecast questions at **(317)-560-8122**. Press 1 for forecast questions.

You can also access real-time forecast updates and 24/7 meteorological chat assistance on your [Clarity](#) app. Click [here](#) for login assistance.



Houston Pilots Port Trigger Update



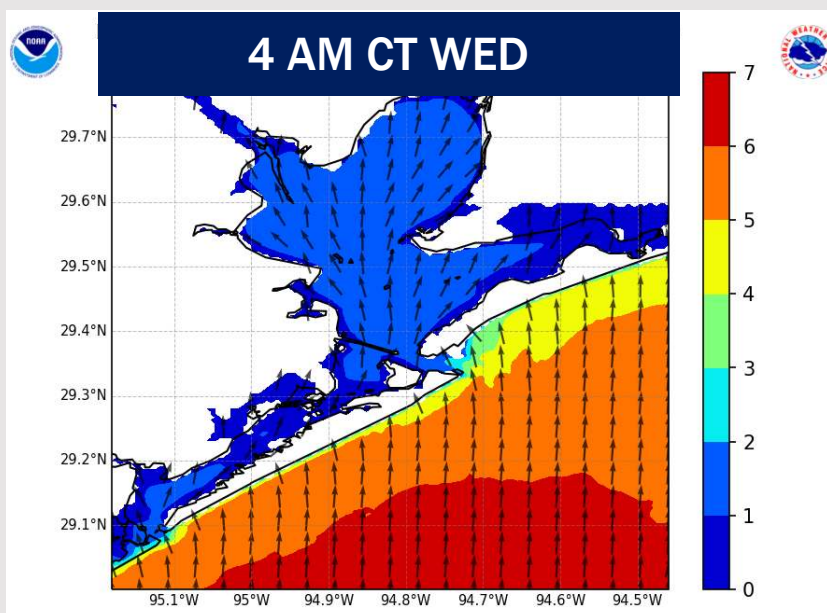
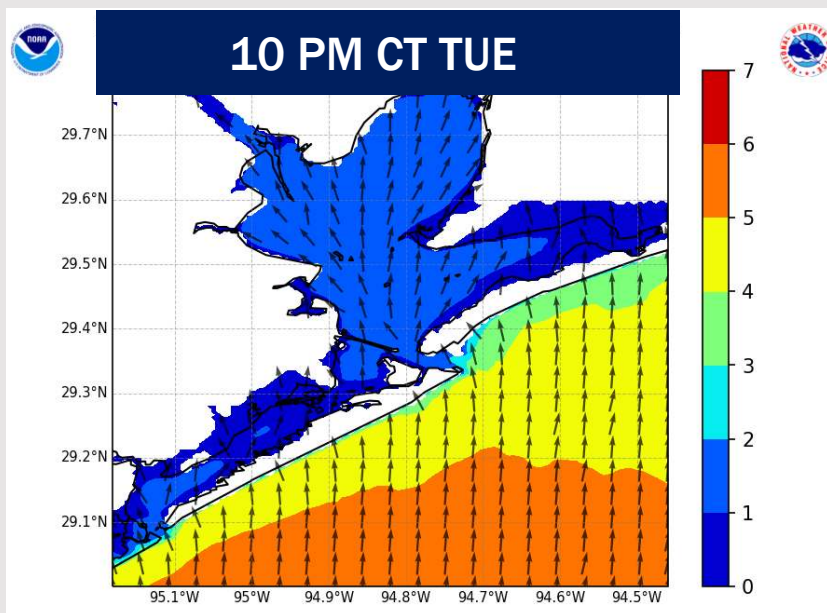
Port Condition	34 KTS+ Sustained Wind Trigger Reached at:	6 Foot Wave Trigger Reached at:	Time Remaining/Trigger Ends At:
Victor	—	—	—
Whiskey	—	CURRENT	4 AM MON
X-Ray	—	4 AM MON	4 AM TUE
Yankee	—	4 AM TUE	4 PM TUE
Zulu	—	4 PM TUE	10 AM WED

Port Condition	Trigger Definition	Trigger Reached?
Victor	Hurricane entering/developing in Gulf of Mexico that's a threat to the area	N/A
Whiskey	72 hours prior to predicted sustained winds of 34+ KTS	YES
X-Ray	48 hours prior to predicted sustained winds of 34+ KTS or 6' wave height	NO
Yankee	24 hours prior to predicted sustained winds of 34+ KTS or 6' wave height	NO
Zulu	12 hours prior to predicted sustained winds of 34+ KTS or 6' wave height	NO

NOTES:

Wave heights are expected to reach 5' at the Boarding Station after 10 PM Tuesday and reach 6' by 4 AM Wednesday as a front passes. Wave heights are expected to quickly decrease after that time, falling below 5' by 10 AM Wednesday.

Wave Height Forecast Update



Wave heights are expected to increase late Tuesday into Wednesday AM.

Wave heights at the Boarding Station will reach 5' by 10 PM on Tuesday and 6' by 4 AM Wednesday.

After that time, wave heights are expected to decrease quickly, reaching below 5' by 10 AM Wednesday.

Houston Pilots Extended Range Visibility Report



Thursday 3/20/25

No fog concerns for Thursday.

Forecast Confidence



Saturday 3/22/25

No fog concerns for Saturday.

Forecast Confidence



Friday 3/21/25

No fog concerns for Friday.

Forecast Confidence



Chance for Fog

Thursday AM	Unlikely
Thursday PM	Unlikely
Friday AM	Unlikely
Friday PM	Unlikely
Saturday AM	Unlikely
Saturday PM	Unlikely

Houston Pilots Visibility Chart (miles)



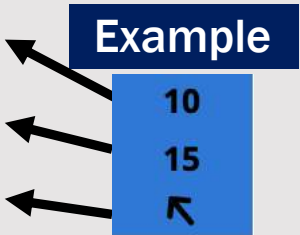
Visibility	Mon 2 am	Mon 3 am	Mon 4 am	Mon 5 am	Mon 6 am	Mon 7 am	Mon 8 am	Mon 9 am	Mon 10 am	Mon 11 am	Mon 12 pm	Mon 1 pm	Mon 2 pm	Mon 3 pm	Mon 4 pm	Mon 5 pm	Mon 6 pm	Mon 7 pm	Mon 8 pm	Mon 9 pm	Mon 10 pm	Mon 11 pm	Tue 12 am	Tue 1 am
Houston Pilots N - 610 Bridge	10	10	10	10	10	10	10	10	10	10	10	10	10	10	10	10	10	10	10	10	10	10	10	10
Houston Pilots M - Kinder 1	10	10	10	10	10	10	10	10	10	10	10	10	10	10	10	10	10	10	10	10	10	10	10	10
Houston Pilots L - Greens Bayou	10	10	10	10	10	10	10	10	10	10	10	10	10	10	10	10	10	10	10	10	10	10	10	10
Houston Pilots K - Shell Crude	10	10	10	10	10	10	10	10	10	10	10	10	10	10	10	10	10	10	10	10	10	10	10	10
Houston Pilots J - Lynchburg Ferries	10	10	10	10	10	10	10	10	10	10	10	10	10	10	10	10	10	10	10	10	10	10	10	10
Houston Pilots I - Exxon 3	10	10	10	10	10	10	10	10	10	10	10	10	10	10	10	10	10	10	10	10	10	10	10	10
Houston Pilots H - Morgans Point	10	10	10	10	10	10	10	10	10	10	10	10	10	10	10	10	10	10	10	10	10	10	10	10
Houston Pilots G - 75/76	10	10	10	10	10	10	10	10	10	10	10	10	10	10	10	10	10	10	10	10	10	10	10	10
Houston Pilots F - 63/64	10	10	10	10	10	10	10	10	10	10	10	10	10	10	10	10	10	10	10	10	10	10	10	10
Houston Pilots E - 51/52	10	10	10	10	10	10	10	10	10	10	10	10	10	10	10	10	10	10	10	10	10	10	10	10
Houston Pilots D - 37/38	10	10	10	10	10	10	10	10	10	10	10	10	10	10	10	10	10	10	10	10	10	10	10	10
Houston Pilots C - 25/26	10	10	10	10	10	10	10	10	10	10	10	10	10	10	10	10	10	10	10	10	10	10	10	10
Houston Pilots B - 11/12	10	10	10	10	10	10	10	10	10	10	10	10	10	10	10	10	10	10	10	10	10	10	10	10
Houston Pilots A - 1 & 2 Bravo	10	10	10	10	10	10	10	10	10	10	10	10	10	10	10	10	10	10	10	10	10	10	10	10

NOTE: This is automated data that may/may not agree with the official BAM thinking that's found on the daily slides or special visibility report slides. This data should be used as a guide only

Houston Pilots Wind Chart



Sustained wind 10 Knots
Gusts 15 Knots
Wind from the SE



Wind	Mon 2 am	Mon 3 am	Mon 4 am	Mon 5 am	Mon 6 am	Mon 7 am	Mon 8 am	Mon 9 am	Mon 10 am	Mon 11 am	Mon 12 pm	Mon 1 pm	Mon 2 pm	Mon 3 pm	Mon 4 pm	Mon 5 pm	Mon 6 pm	Mon 7 pm	Mon 8 pm	Mon 9 pm	Mon 10 pm	Mon 11 pm	Tue 12 am	Tue 1 am
Houston Pilots N - 610 Bridge	2	2	1	1	1	2	2	3	5	6	8	10	10	12	13	13	13	13	13	12	10	10	9	9
	↗	↗	↖	↖	↖	↖	↖	↖	↖	↖	↗	↗	↗	↗	↗	↗	↗	↗	↗	↗	↗	↗	↗	
Houston Pilots M - Kinder 1	2	2	1	1	1	2	2	3	5	6	8	10	10	12	13	13	13	13	13	12	10	10	9	9
	↗	↗	↖	↖	↖	↖	↖	↖	↖	↖	↗	↗	↗	↗	↗	↗	↗	↗	↗	↗	↗	↗	↗	
Houston Pilots L - Greens Bayou	2	1	1	1	1	2	2	3	5	6	8	10	10	12	13	13	13	13	13	12	10	9	9	8
	↗	↖	↖	↖	↖	↖	↖	↖	↖	↖	↗	↗	↗	↗	↗	↗	↗	↗	↗	↗	↗	↗	↗	
Houston Pilots K - Shell Crude	2	1	1	1	1	1	2	3	5	6	8	10	10	12	13	13	13	13	13	12	10	9	9	8
	↗	↖	↖	↖	↖	↖	↖	↖	↖	↖	↗	↗	↗	↗	↗	↗	↗	↗	↗	↗	↗	↗	↗	
Houston Pilots J - Lynchburg Ferries	1	1	1	1	1	1	2	3	5	6	8	10	10	12	13	13	14	13	13	10	10	9	9	8
	↖	↖	↖	↖	↖	↖	↖	↖	↖	↖	↗	↗	↗	↗	↗	↗	↗	↗	↗	↗	↗	↗	↗	
Houston Pilots I - Exxon 3	3	3	2	2	2	3	3	5	6	8	9	12	13	14	14	15	15	15	15	15	14	13	13	13
	↗	↗	↖	↖	↖	↖	↖	↖	↖	↖	↗	↗	↗	↗	↗	↗	↗	↗	↗	↗	↗	↗	↗	
Houston Pilots H - Morgans Point	3	3	2	2	2	3	3	5	6	8	9	10	13	13	14	15	15	15	15	14	13	13	13	13
	↗	↗	↖	↖	↖	↖	↖	↖	↖	↖	↗	↗	↗	↗	↗	↗	↗	↗	↗	↗	↗	↗	↗	
Houston Pilots G - 75/76	5	3	3	3	3	3	5	6	7	8	10	13	13	14	15	15	16	17	16	15	15	14	14	14
	↗	↗	↗	↖	↖	↖	↖	↖	↖	↖	↗	↗	↗	↗	↗	↗	↗	↗	↗	↗	↗	↗	↗	
Houston Pilots F - 63/64	5	3	3	3	3	3	5	6	7	9	10	13	13	14	15	15	16	16	16	15	15	14	14	14
	↗	↗	↖	↖	↖	↖	↖	↖	↖	↖	↗	↗	↗	↗	↗	↗	↗	↗	↗	↗	↗	↗	↗	
Houston Pilots E - 51/52	5	3	3	3	3	3	5	6	7	9	10	12	13	14	14	15	15	15	15	15	15	14	14	14
	↗	↗	↖	↖	↖	↖	↖	↖	↖	↖	↗	↗	↗	↗	↗	↗	↗	↗	↗	↗	↗	↗	↗	
Houston Pilots D - 37/38	5	3	3	3	3	3	5	6	7	8	10	12	13	14	14	15	15	15	15	15	14	14	14	14
	↗	↗	↖	↖	↖	↖	↖	↖	↖	↖	↗	↗	↗	↗	↗	↗	↗	↗	↗	↗	↗	↗	↗	
Houston Pilots C - 25/26	5	3	3	3	3	3	5	6	7	8	10	12	13	13	14	14	14	14	14	14	14	14	14	14
	↗	↗	↖	↖	↖	↖	↖	↖	↖	↖	↗	↗	↗	↗	↗	↗	↗	↗	↗	↗	↗	↗	↗	
Houston Pilots B - 11/12	5	3	3	3	3	3	5	6	7	8	9	10	12	12	13	13	13	13	13	13	13	13	13	13
	↗	↗	↖	↖	↖	↖	↖	↖	↖	↖	↗	↗	↗	↗	↗	↗	↗	↗	↗	↗	↗	↗	↗	
Houston Pilots A - 1 & 2 Bravo	6	5	5	5	5	5	6	6	8	9	10	10	12	12	12	13	13	13	14	14	14	14	15	15
	↗	↖	↖	↖	↖	↖	↖	↖	↖	↖	↗	↗	↗	↗	↗	↗	↗	↗	↗	↗	↗	↗	↗	

NOTE: This is automated data that may/may not agree with the official BAM thinking that's found on the daily slides.
This data should be used as a guide only.

Houston Pilots: MON. 3/17/2025

Forecast Discussion

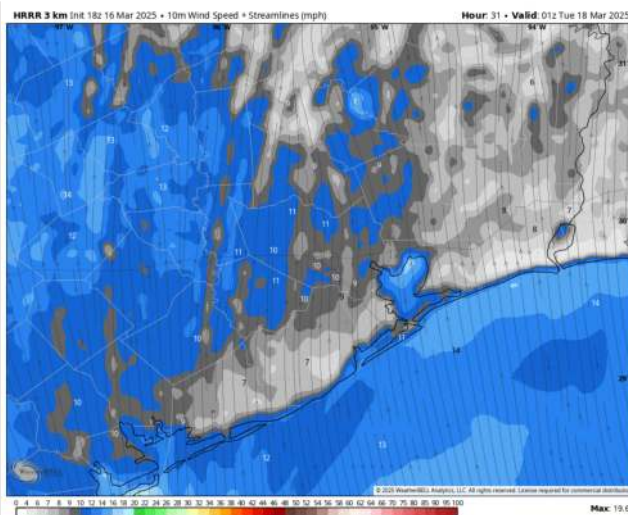
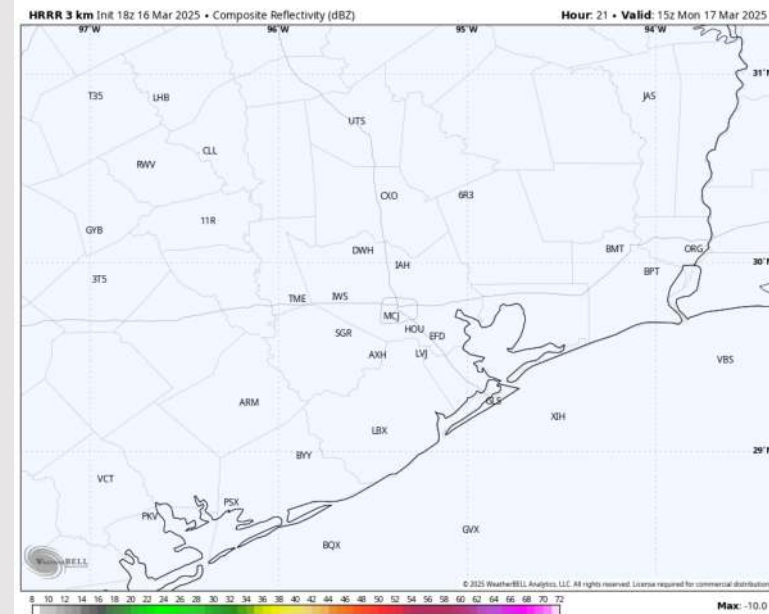
Precip: Favoring dry conditions for today.

Wind: Winds will be variable through 7 AM before settling out of the SSE through today. **N of Morgan's Point:** Winds at 4 – 9 kts throughout the day. **S of Morgan's Point:** Winds will be at 5 - 10 kts through 7 PM, increasing to 8 – 13 kts after that time. **Wind gusts up to 20 kts will be possible for all Stations after 11 AM.**

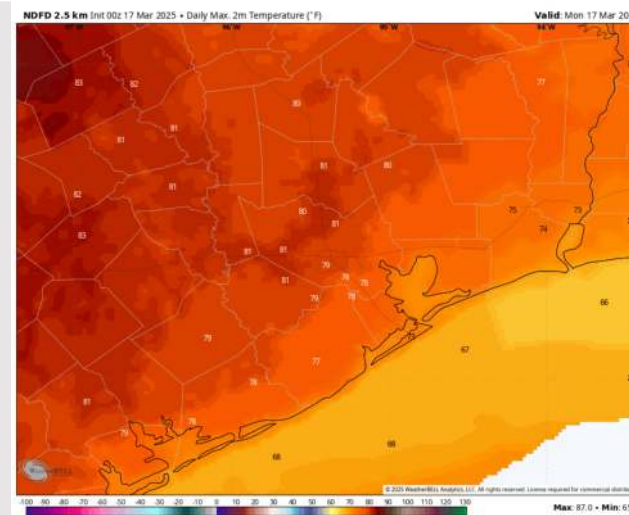
High Temps: **N of Morgan's Point:** Upper 70s F. **S of Morgan's Point:** Low 70s F.

Visibility: No fog concerns favored for today.

Precip Image: 10 AM CT



Wind Speed:
8 PM CT



High Temps
Today

Houston Pilots: TUE. 3/18/2025

Forecast Discussion

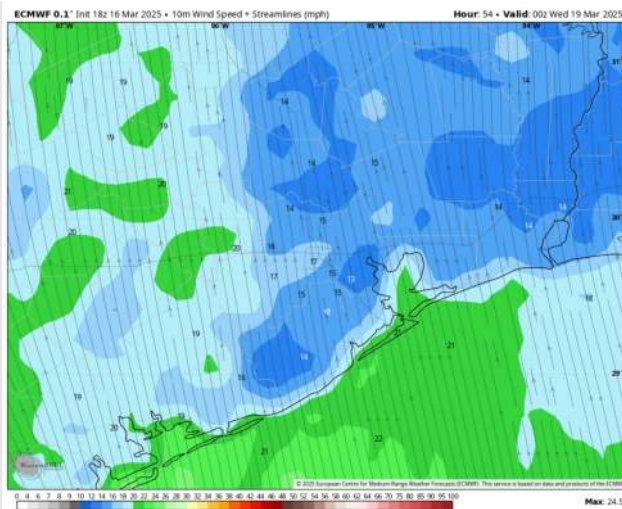
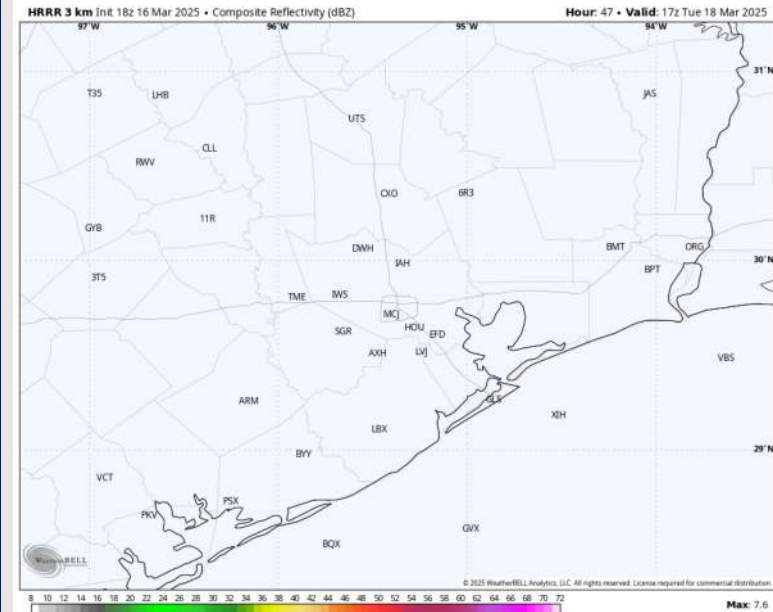
Precip: Favoring dry conditions for Tuesday.

Wind: Winds will be out of the S throughout Tuesday. **N of Morgan's Point:** Winds will be at 3 – 8 kts through 10 AM before increasing to 10 – 15 kts for the rest of the day. **S of Morgan's Point:** Winds will be at 15 – 20 kts throughout the day. **Gusts up to 25 – 30 kts will be possible at for Stations S of Morgan's Point throughout the day and for Stations N of Morgan's Point after 9 AM.**

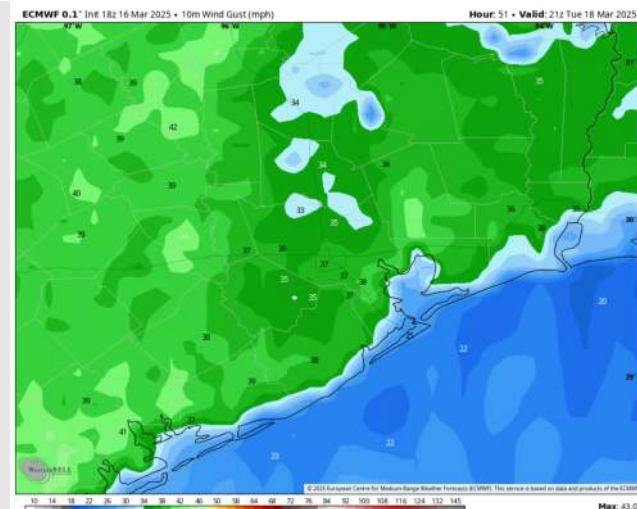
High Temps: **N of Morgan's Point:** Upper 70s / Near 80 F. **S of Morgan's Point:** Low to Mid 70s F.

Visibility: No visibility concerns for Tuesday.

Precip Image: 12 PM CT



Wind Speed:
7 PM CT



MAX Wind
Gusts TUE

Forecast Discussion

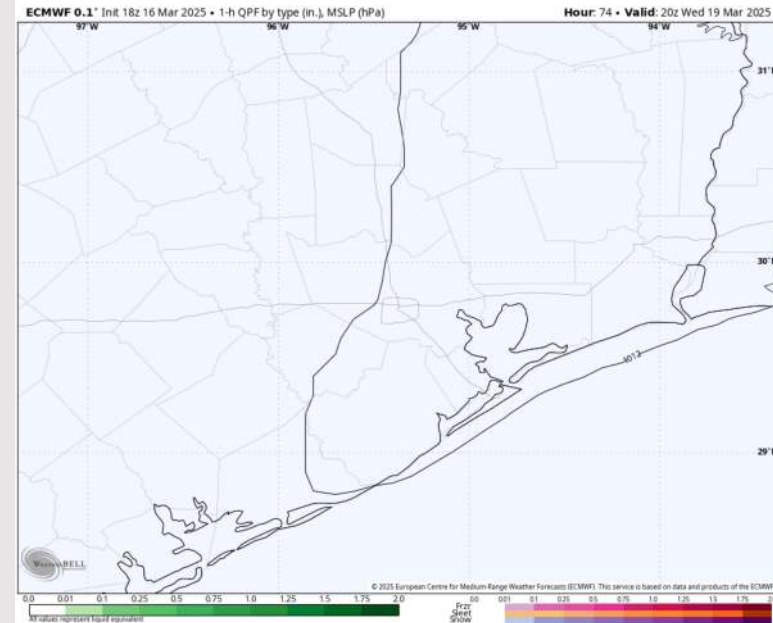
Precip: Favoring dry conditions for Wednesday.

Wind: Winds will start out of the S through 8 AM shifting out of the W/SW after that time. Winds then shift clockwise out of the NW after 8 PM. **N of Morgan's Point:** Winds will be at 10 – 15 kts throughout the day. **S of Morgan's Point:** Winds will be at 15 – 20 kts through 8 PM, increasing to 20 – 25 kts after that time. **Wind gusts of 25 – 30 kts will be in play for all Stations prior to 8 AM and after 8 PM. Wind gusts can reach up to 35 kts for 11/12 and the Boarding Station after 8 PM.**

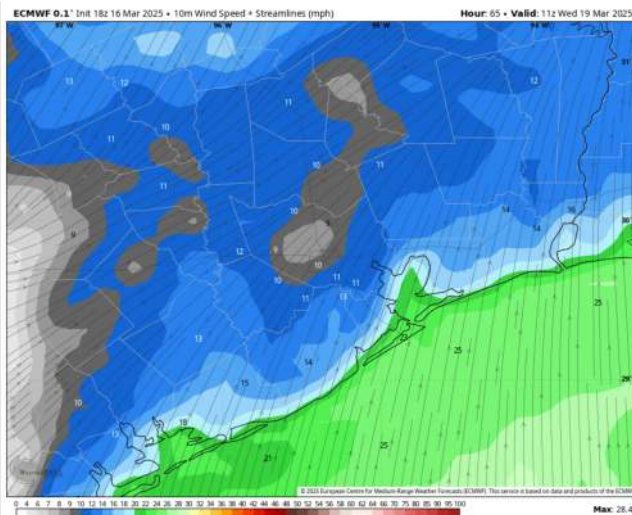
High Temps: **N of Morgan's Point:** Upper 70s / Near 80 F. **S of Morgan's Point:** Low to Mid 70s F.

Visibility: No fog concerns favored for Wednesday.

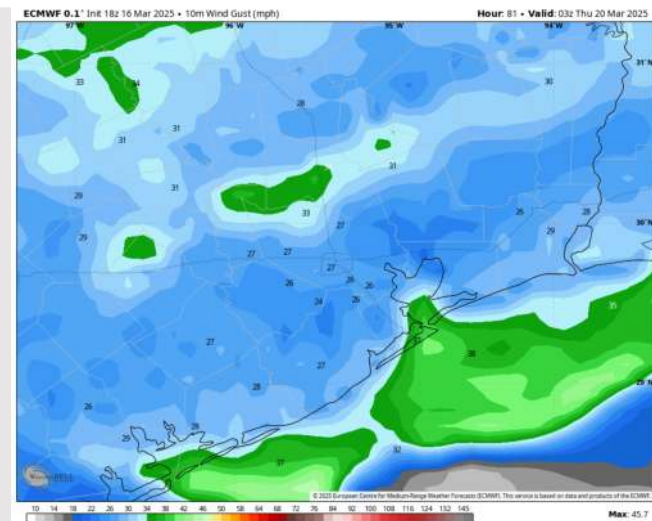
Precip Image: 3 PM CT



Wind Speed
6 AM CT

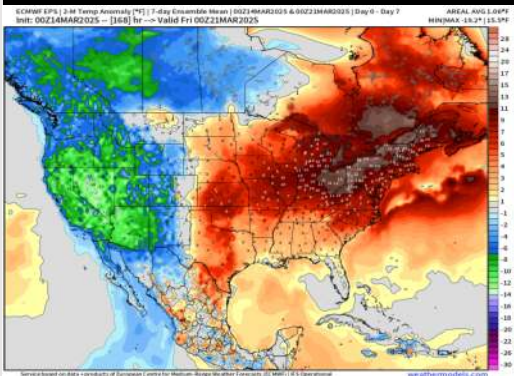


MAX Wind
Gusts WED

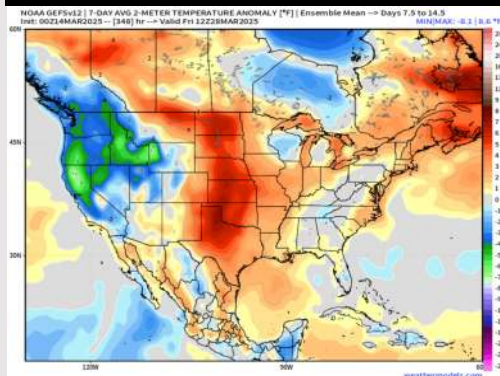


Houston Pilots: 3/17/25

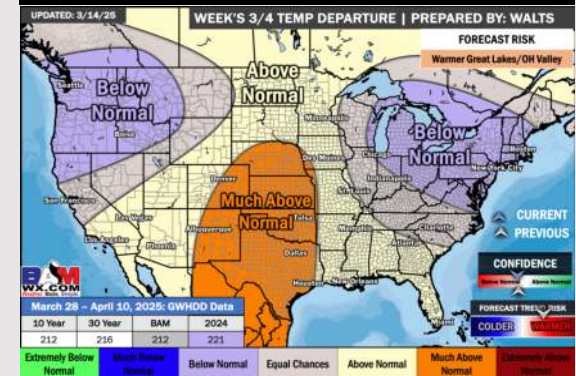
Next 7 Day Temperature Departure



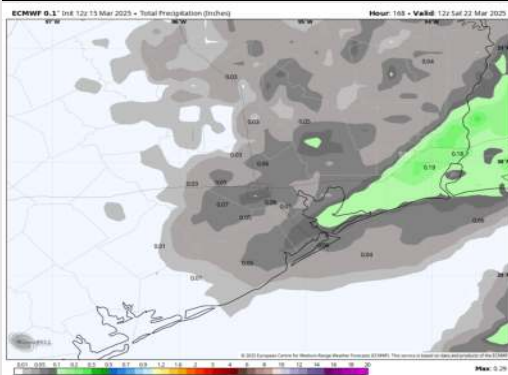
8-14 Day Temperature Departure



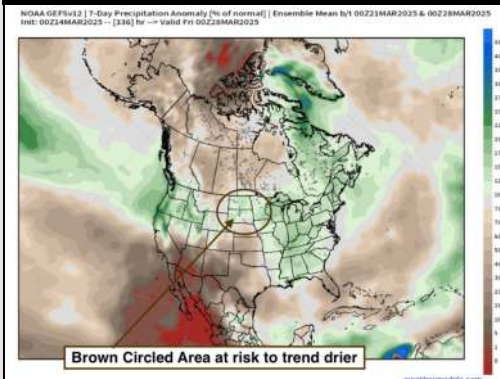
15-30 Day Temperature Departure



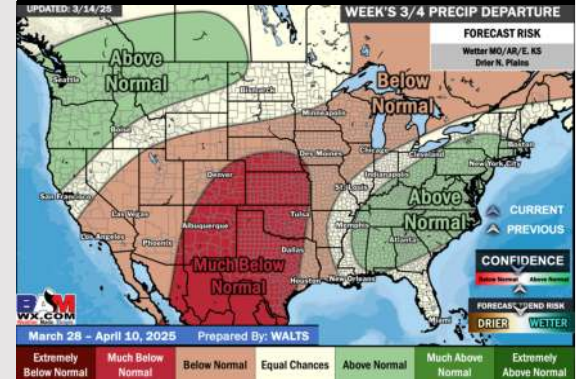
Next 7 Day Total Precipitation



8-14 Day % of Average Precip.



15-30 Day % of Average Precip.



- Temps are expected to be above normal for the next 7 days. Favoring dry conditions with isolated chances arriving mid-week.
- Above normal temps and near normal rainfall are expected for week 2.
- Much above normal temperatures and below normal precipitation chances are expected for the weeks 3/4 timeframe.