

Houston Pilots Forecast Package

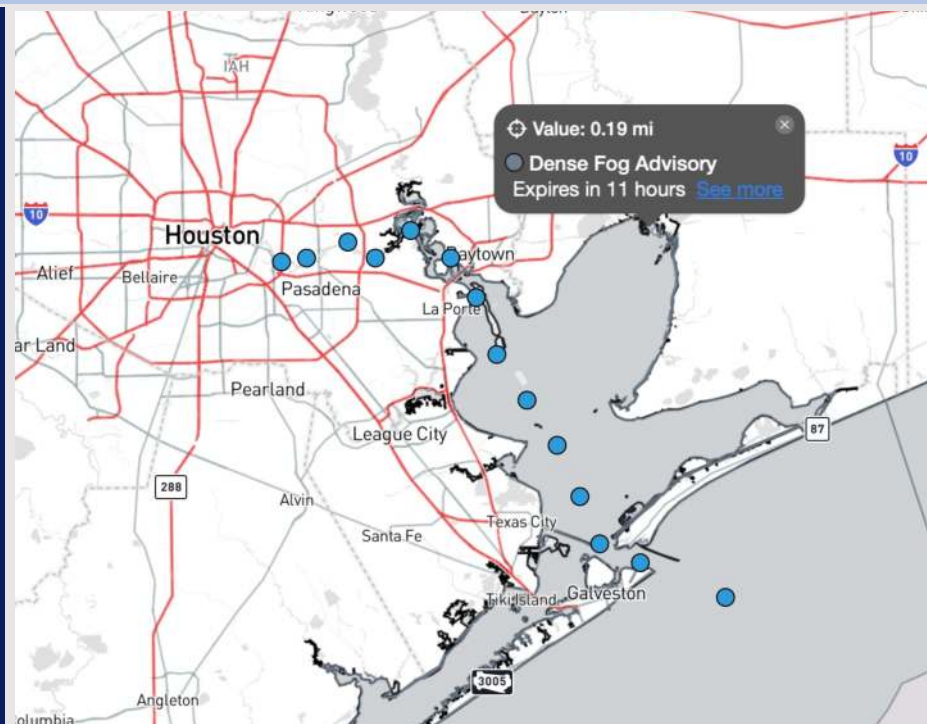


Updated: 11:15 PM CT
Friday, March 14, 2025

Forecaster: Tyler Riggles

Weather Headlines

- Winds will increase with the passing front this afternoon, leading to 20-25 kt gusts being in play at times.
- A few chances of light rain will be in play this morning.
- **See visibility slide for latest on fog threat this AM.**



Current Radar: 11:06 PM CT

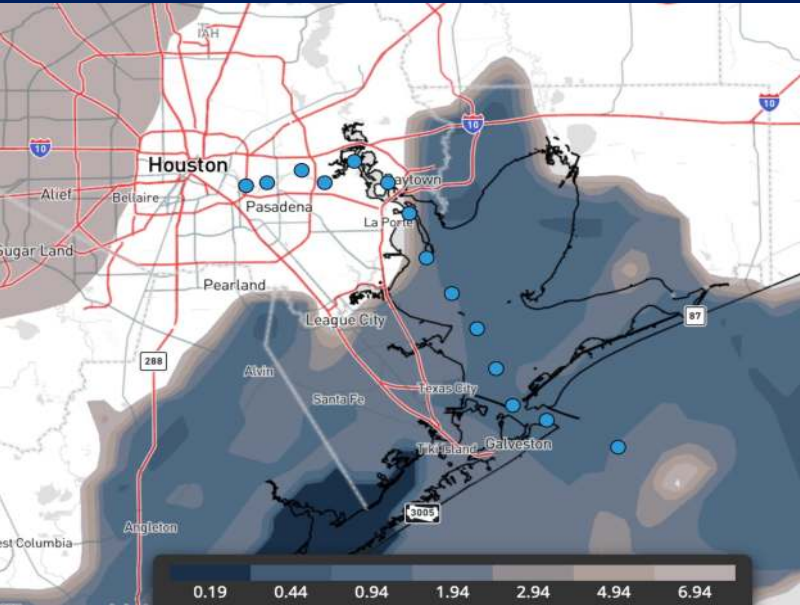
As always, please do not hesitate to reach out to us with any forecast questions at **(317)-560-8122**. Press 1 for forecast questions.

You can also access real-time forecast updates and 24/7 meteorological chat assistance on your [Clarity](#) app. Click [here](#) for login assistance.

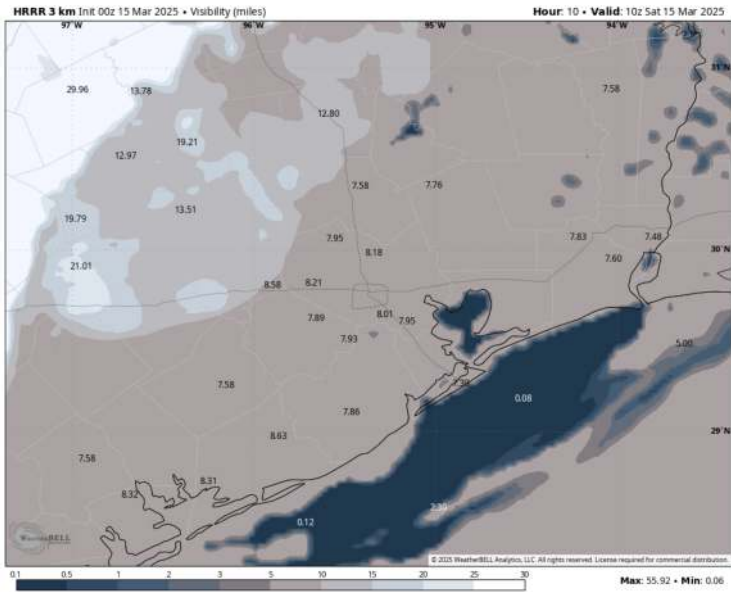


Houston Pilots Visibility Report


CURRENT as of 10:30 PM CT



5 AM CT SAT VISIBILITY



Confidence



TIMEFRAME DISCUSSED	THREAT
CURRENT – 8 AM SAT	Medium

All Stations S of Morgan's Point will continue to see reduced visibility to less than 1 mile overnight. A low cloud deck may also reduce visibility to 2 – 3 miles for stations N of Morgan’s Point through the overnight.

By ~7 – 8 AM today, a front will begin to push through helping to clear out any fog still in the area, ending the risk.

Houston Pilots Extended Range Visibility Report



Tuesday 3/18/25

No fog concerns for Tuesday.

Forecast Confidence



Thursday 3/20/25

No fog concerns for Thursday.

Forecast Confidence



Wednesday 3/19/25

No fog concerns for Wednesday.

Forecast Confidence



Chance for Fog

Tuesday AM	Unlikely
Tuesday PM	Unlikely
Wednesday AM	Unlikely
Wednesday PM	Unlikely
Thursday AM	Unlikely
Thursday PM	Unlikely

Houston Pilots Visibility Chart (miles)



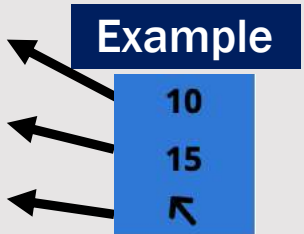
Visibility	Sat 12 am	Sat 1 am	Sat 2 am	Sat 3 am	Sat 4 am	Sat 5 am	Sat 6 am	Sat 7 am	Sat 8 am	Sat 9 am	Sat 10 am	Sat 11 am	Sat 12 pm	Sat 1 pm	Sat 2 pm	Sat 3 pm	Sat 4 pm	Sat 5 pm	Sat 6 pm	Sat 7 pm	Sat 8 pm	Sat 9 pm	Sat 10 pm	Sat 11 pm
Houston Pilots N - 610 Bridge	3	3.9	3.9	3.9	3.9	3.9	4.9	3.9	4.9	4.9	5.9	6.9	7.9	7.9	10	9	7.9	7.9	9	7.9	6.9	6.9	9	10
Houston Pilots M - Kinder 1	3	3.9	3.9	3.9	3.9	3.9	4.9	3.9	4.9	4.9	5.9	6.9	7.9	7.9	10	9	7.9	7.9	9	7.9	6.9	6.9	9	10
Houston Pilots L - Greens Bayou	3	3.9	3.9	3.9	3.9	3.9	4.9	3.9	4.9	3.9	5.9	6.9	7.9	7.9	9	9	7.9	9	9	7.9	6.9	6.9	9	10
Houston Pilots K - Shell Crude	3	3.9	3.9	3.9	3.9	3.9	3.9	3.9	3.9	3.9	5.9	6.9	7.9	7.9	9	9	7.9	9	9	7.9	6.9	6.9	9	10
Houston Pilots J - Lynchburg Ferries	3	3.9	3.9	3.9	3.9	3.9	3.9	3.9	4.9	3.9	5.9	6.9	7.9	7.9	10	9	7.9	9	9	9	6.9	6.9	9	10
Houston Pilots I - Exxon 3	1.1	1.6	3.9	3.9	3.9	3.9	3.9	3.9	3.9	3.9	5.9	6.9	7.9	7.9	9	9	7.9	9	10	10	6.9	6.9	9	10
Houston Pilots H - Morgans Point	1.1	1.6	3	3	3.9	3.9	3.9	3.9	3.9	2.5	4.9	6.9	7.9	7.9	10	10	9	10	10	10	7.9	7.9	9	10
Houston Pilots G - 75/76	0.7	3	3	3.9	1.6	3.9	1.1	2.9	1.1	1.1	4.9	10	10	10	10	10	10	10	10	10	10	10	10	10
Houston Pilots F - 63/64	0.5	3	3	3.9	0.8	2.9	1.1	2.9	1.1	1.1	4.9	10	10	10	10	10	10	10	10	10	10	10	10	10
Houston Pilots E - 51/52	0.5	3	3	2.5	0.5	2.9	2.9	1.1	1.1	1.1	4.9	6.9	10	10	10	10	10	10	10	10	10	10	10	10
Houston Pilots D - 37/38	0.5	3	3	2.5	0.3	1.1	3.9	1.1	2.5	2.5	4.9	6.9	10	10	10	10	10	10	10	10	10	10	10	10
Houston Pilots C - 25/26	1.1	3	3	1.1	0.3	0.5	3.9	2.9	2.5	2.9	4.9	6.9	10	10	10	10	10	10	10	10	10	10	10	10
Houston Pilots B - 11/12	1.6	2.5	2.5	1.1	0.3	0.3	3.9	1.1	1.6	2.5	4.9	6.9	10	10	10	10	10	10	10	10	10	10	10	10
Houston Pilots A - 1 & 2 Bravo	3	2.5	2.5	0.5	0.3	0.3	0.5	0.8	1.1	2.5	3.9	4.9	9	10	10	10	10	10	10	7.9	7.9	6.9	9	10

NOTE: This is automated data that may/may not agree with the official BAM thinking that's found on the daily slides or special visibility report slides. This data should be used as a guide only

Houston Pilots Wind Chart



Sustained wind 10 Knots
Gusts 15 Knots
Wind from the SE



Wind	Sat 12 am	Sat 1 am	Sat 2 am	Sat 3 am	Sat 4 am	Sat 5 am	Sat 6 am	Sat 7 am	Sat 8 am	Sat 9 am	Sat 10 am	Sat 11 am	Sat 12 pm	Sat 1 pm	Sat 2 pm	Sat 3 pm	Sat 4 pm	Sat 5 pm	Sat 6 pm	Sat 7 pm	Sat 8 pm	Sat 9 pm	Sat 10 pm	Sat 11 pm
Houston Pilots N - 610 Bridge	8	8	7	6	6	5	5	5	5	6	8	9	10	12	13	14	14	15	15	15	13	12	10	9
	18	16	14	13	12	10	9	9	10	13	15	18	21	23	25	28	29	30	30	28	26	23	22	20
	↗	↗	↗	↗	↗	↗	↗	↗	↗	↘	↘	↘	↘	↘	→	→	→	→	→	→	→	→	→	
Houston Pilots M - Kinder 1	8	8	7	6	6	5	5	5	5	6	8	9	10	12	13	14	14	15	15	14	13	12	10	9
	18	16	15	13	12	10	9	9	10	13	15	17	20	22	25	28	29	30	30	28	26	23	22	20
	↗	↗	↗	↗	↗	↗	↗	↗	↗	↘	↘	↘	↘	↘	→	→	→	→	→	→	→	→	→	
Houston Pilots L - Greens Bayou	8	8	7	6	6	5	5	3	3	6	7	8	10	12	13	14	14	15	15	14	12	10	10	8
	18	16	15	13	12	10	9	9	9	12	15	17	20	22	23	25	28	29	29	26	25	22	21	18
	↗	↗	↗	↗	↗	↗	↗	↗	↗	↘	↘	↘	↘	↘	→	→	→	→	→	→	→	→	→	
Houston Pilots K - Shell Crude	8	8	8	6	6	5	3	3	3	6	7	8	10	12	12	13	14	14	14	13	12	10	9	8
	18	17	15	14	12	10	9	9	9	12	14	16	20	22	23	25	26	28	29	26	24	22	20	18
	↗	↗	↗	↗	↗	↗	↗	↗	↗	↘	↘	↘	↘	↘	→	→	→	→	→	→	→	→	→	
Houston Pilots J - Lynchburg Ferries	8	8	7	6	5	5	3	3	3	6	6	8	10	12	12	13	14	14	15	13	12	10	9	8
	18	16	15	13	10	10	9	9	8	12	14	16	20	22	22	24	26	28	28	26	24	22	20	17
	↗	↗	↗	↗	↗	↗	↗	↗	↗	↘	↘	↘	↘	↘	→	→	→	→	→	→	→	→	→	
Houston Pilots I - Exxon 3	13	12	10	9	8	7	6	6	6	7	8	10	10	13	13	14	15	15	16	16	15	14	13	12
	20	18	16	15	13	12	9	9	8	12	14	16	18	21	22	23	25	26	26	26	23	22	20	18
	↗	↗	↗	↗	↗	↗	↗	↗	↗	↘	↘	↘	↘	↘	→	→	→	→	→	→	→	→	→	
Houston Pilots H - Morgans Point	13	12	10	9	8	6	6	6	5	6	8	9	10	12	13	14	15	15	15	15	14	13	13	10
	20	18	17	15	13	12	9	9	8	10	14	15	18	20	21	23	24	25	26	25	23	21	18	17
	↗	↗	↗	↗	↗	↗	↗	↗	↗	↘	↘	↘	↘	↘	→	→	→	→	→	→	→	→	→	
Houston Pilots G - 75/76	14	13	13	10	9	8	7	6	6	7	9	10	12	13	13	14	15	16	17	17	16	15	13	13
	21	20	20	17	14	13	10	9	9	12	14	16	18	21	22	23	25	26	26	26	24	22	21	18
	↗	↗	↗	↗	↗	↗	↗	↗	↗	↘	↘	↘	↘	↘	→	→	→	→	→	→	→	→	→	
Houston Pilots F - 63/64	14	14	13	12	9	8	7	6	6	7	9	10	12	13	13	14	15	16	16	17	15	15	13	13
	21	20	20	17	15	13	10	9	9	12	14	16	18	20	21	23	24	25	26	26	24	22	20	18
	↗	↗	↗	↗	↗	↗	↗	↗	↗	↘	↘	↘	↘	↘	→	→	→	→	→	→	→	→	→	
Houston Pilots E - 51/52	14	14	14	13	10	8	7	6	6	7	8	10	10	12	13	14	14	15	15	16	15	14	13	12
	21	21	22	18	16	13	10	9	8	10	14	16	18	20	20	22	23	24	24	25	23	22	20	18
	↗	↗	↗	↗	↗	↗	↗	↗	↗	↘	↘	↘	↘	↘	→	→	→	→	→	→	→	→	→	
Houston Pilots D - 37/38	15	15	15	13	10	8	7	6	6	7	8	10	10	12	12	13	14	15	15	15	15	14	13	12
	21	22	22	20	16	14	10	9	8	10	14	16	17	18	20	21	23	23	24	24	23	22	20	18
	↗	↗	↗	↗	↗	↗	↗	↗	↗	↘	↘	↘	↘	↘	→	→	→	→	→	→	→	→	→	
Houston Pilots C - 25/26	15	15	15	13	10	9	7	6	6	7	8	10	10	12	12	13	14	14	15	15	15	13	13	12
	22	22	22	20	17	14	12	9	8	10	14	15	17	18	18	20	22	23	23	24	23	21	18	17
	↗	↗	↗	↗	↗	↗	↗	↗	↗	↘	↘	↘	↘	↘	→	→	→	→	→	→	→	→	→	
Houston Pilots B - 11/12	14	14	14	13	10	8	7	6	5	6	8	9	10	10	12	12	13	13	14	14	14	13	12	10
	21	22	22	20	17	14	12	9	8	10	13	15	16	17	17	20	20	22	22	22	21	20	18	17
	↗	↗	↗	↗	↗	↗	↗	↗	↗	↘	↘	↘	↘	↘	→	→	→	→	→	→	→	→	→	
Houston Pilots A - 1 & 2 Bravo	16	17	17	15	13	12	9	7	6	8	9	10	10	12	12	12	13	13	14	15	15	15	13	13
	24	25	25	23	20	17	14	12	10	13	15	16	17	17	17	20	20	22	22	23	23	22	20	18
	↗	↗	↗	↗	↗	↗	↗	↗	↗	↘	↘	↘	↘	↘	→	→	→	→	→	→	→	→	→	

NOTE: This is automated data that may/may not agree with the official BAM thinking that's found on the daily slides.
This data should be used as a guide only.

Houston Pilots: SAT. 3/15/2025

Forecast Discussion

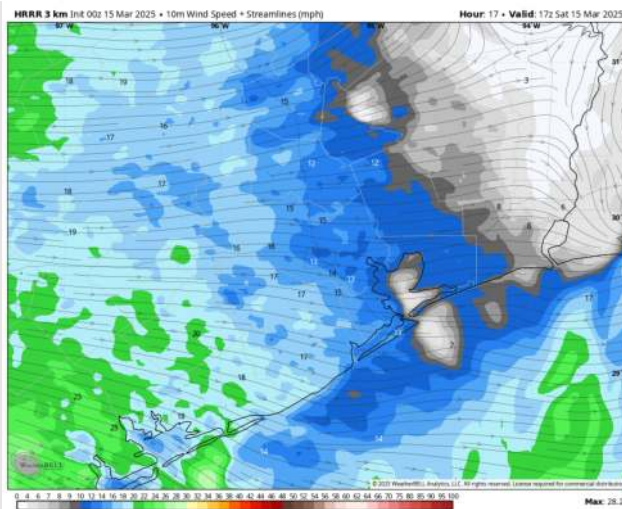
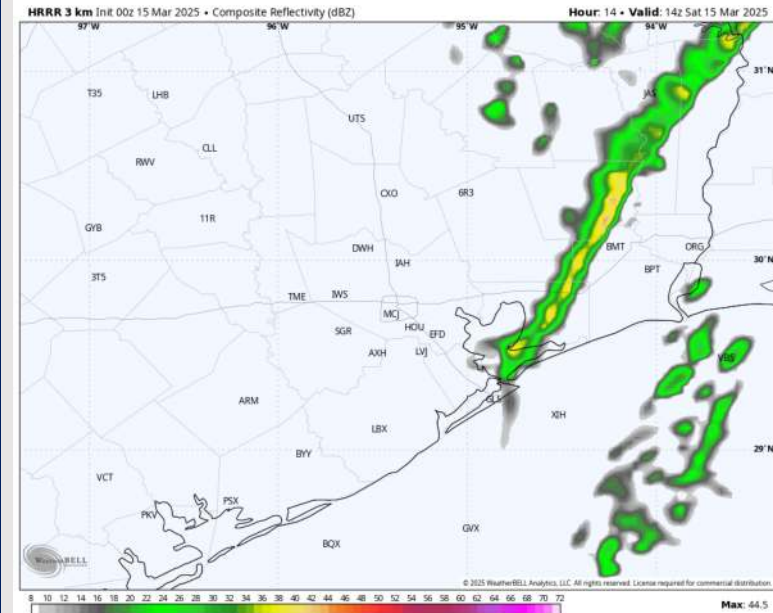
Precip: Favoring light drizzle / rain chances from 3AM – 9AM as the front passes through today (20%).

Wind: Winds will quickly veer from out of the S to out of the W by 9AM and remain there for the rest of Saturday. **N of Morgan's Point:** Winds will be at 3 – 6 kts through 12 PM before increasing to 8 – 13kts. **S of Morgan's Point:** Winds will be at 4 – 9 kts through 2 PM before increasing to 10 – 15 kts. **Gusts up to 20 kts may be possible for all Stations as the front comes through between 7AM – 11AM. Gusts up to 20 – 25 kts are then expected to pick back up from 1 PM to 8 PM for all Stations.**

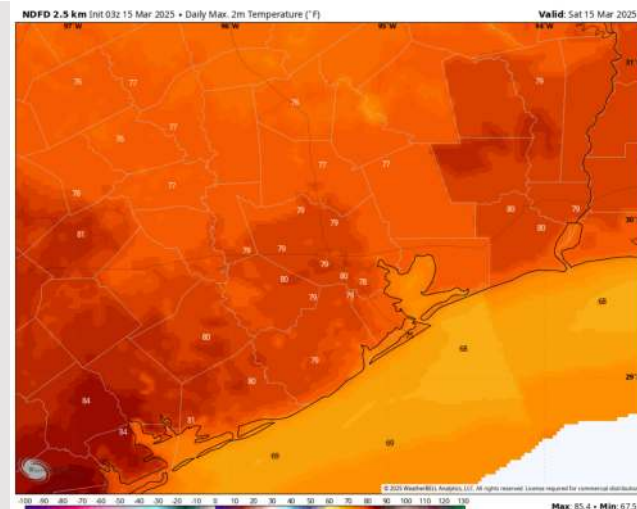
High Temps: **N of Morgan's Point:** Upper 70s F. **S of Morgan's Point:** Low 70s F.

Visibility: Watching for a sea fog risk for all stations prior to frontal passage early today. **See visibility slide for more detailed thoughts!**

Precip Image: 9 AM CT



**Wind Speed:
12 PM CT**



**High Temps
Today**

Houston Pilots: SUN. 3/16/2025

Forecast Discussion

Precip: Favoring dry conditions for Sunday.

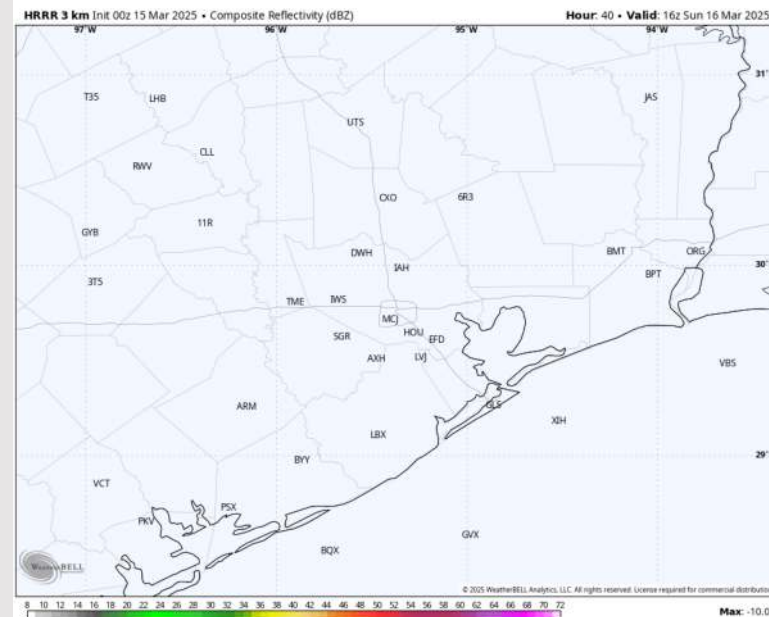
Wind: Winds will start out of the W/WNW through 4AM before becoming out of the NW/N by 7AM. Winds will then gradually shift clockwise after 8 PM, settling out of the S/SE by midnight.

N of Morgan's Point: Winds will be at 3 – 8 kts for all of Sunday. **S of Morgan's Point:** Winds will be at 8 – 12 kts throughout the entire day.

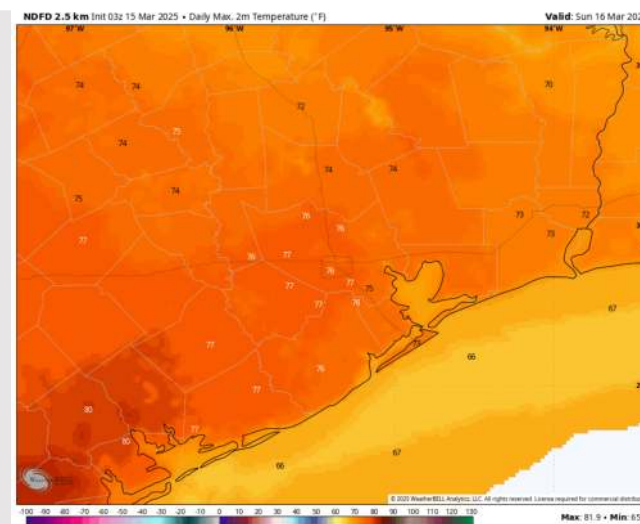
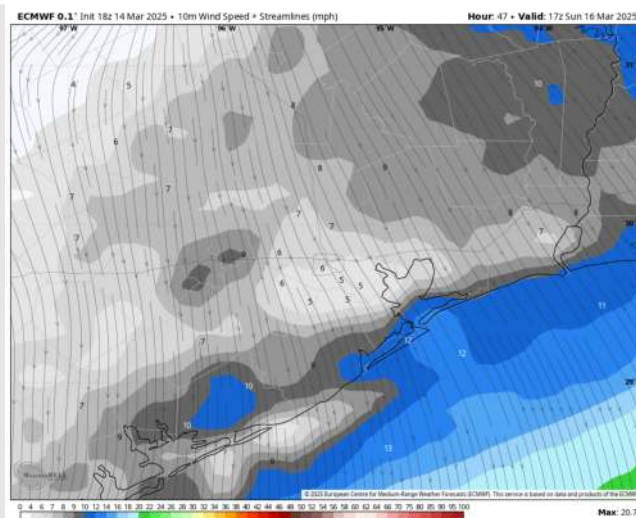
High Temps: **N of Morgan's Point:** Mid 70s F. **S of Morgan's Point:** Mid 60s F.

Visibility: No fog concerns favored for Sunday.

Precip Image: 11 AM CT



Wind Speed
12 PM CT



High Temps
Sunday

Houston Pilots: MON. 3/17/2025

Forecast Discussion

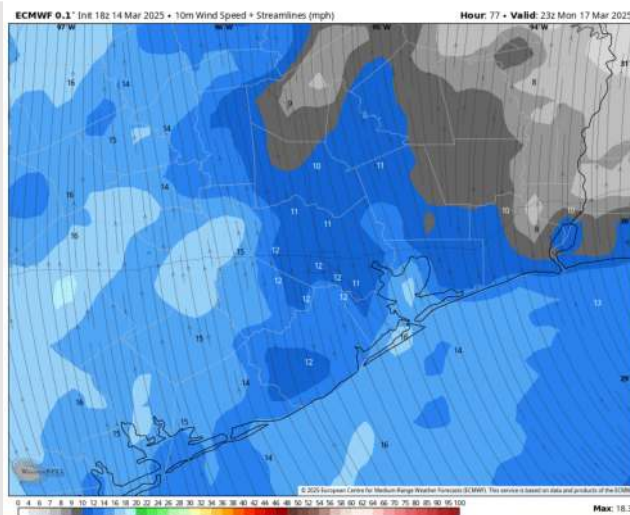
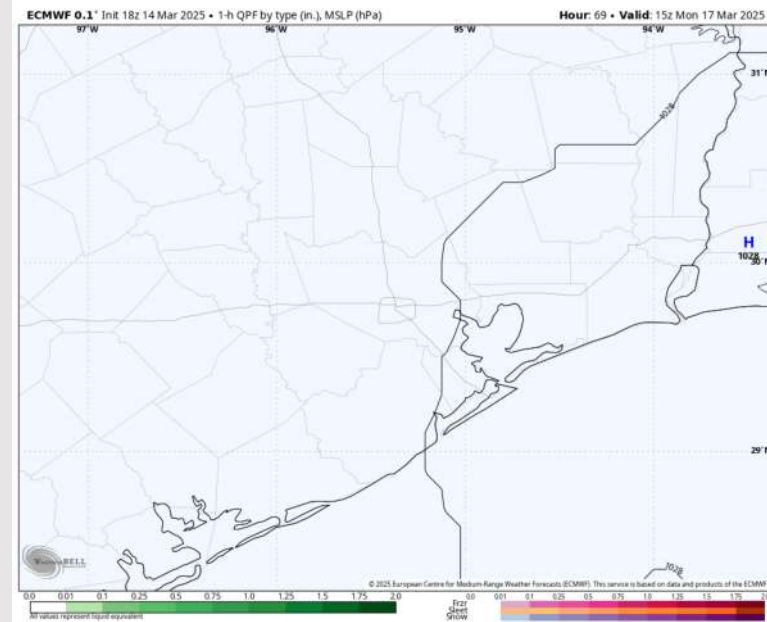
Precip: Favoring dry conditions for Monday.

Wind: Winds will be out of the E/SE through Monday. **N of Morgan's Point:** Winds at 4 – 9 kts throughout the day. **S of Morgan's Point:** Winds will be at 5 - 10 kts through 6 PM, increasing to 8 – 13 kts after that time. **Wind gusts of 20 - 25 kts will be possible for all Stations after 11 AM.**

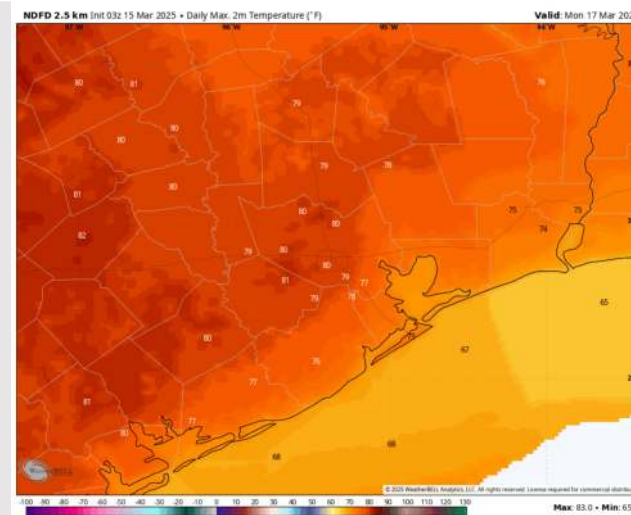
High Temps: **N of Morgan's Point:** Upper 70s F. **S of Morgan's Point:** Low 70s F.

Visibility: No fog concerns favored for Monday.

Precip Image: 10 AM CT



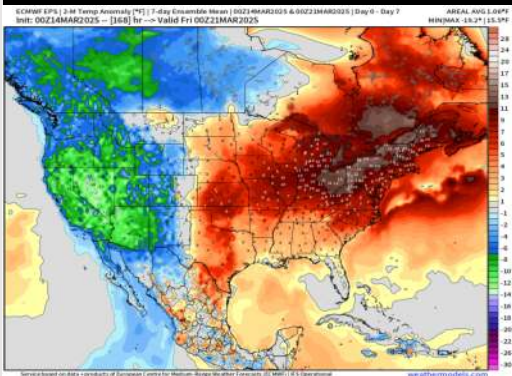
Wind Speed:
6 PM CT



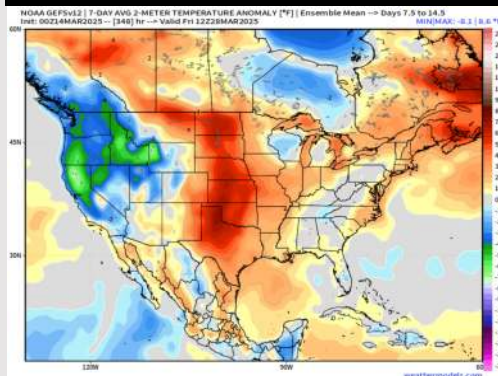
High Temps
Monday

Houston Pilots: 3/15/25

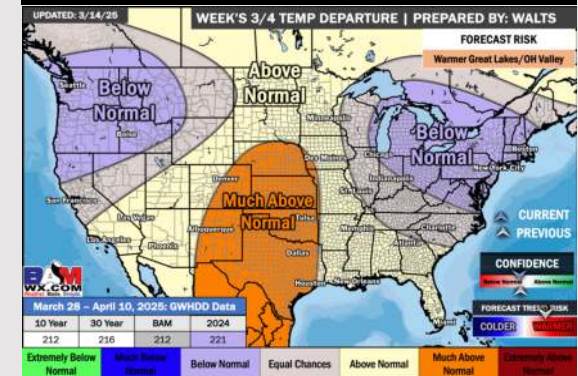
Next 7 Day Temperature Departure



8-14 Day Temperature Departure



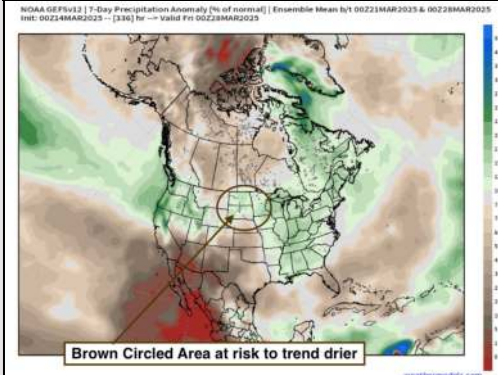
15-30 Day Temperature Departure



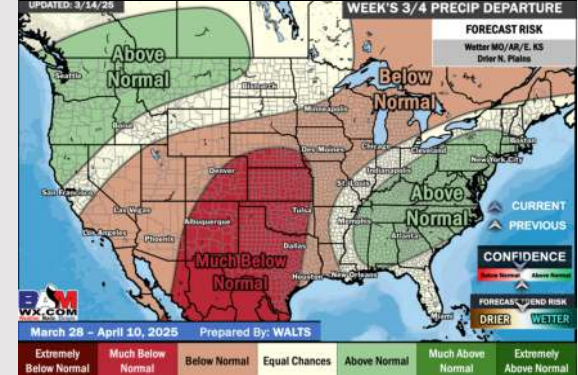
Next 7 Day Total Precipitation



8-14 Day % of Average Precip.



15-30 Day % of Average Precip.



- Temps are expected to be above normal for the next 7 days. Scattered rain chances arrive by the weekend.
- Above normal temps and near normal rainfall are expected for week 2.
- Much above normal temperatures and below normal precipitation chances are expected for the weeks 3/4 timeframe.