

Houston Pilots Forecast Package



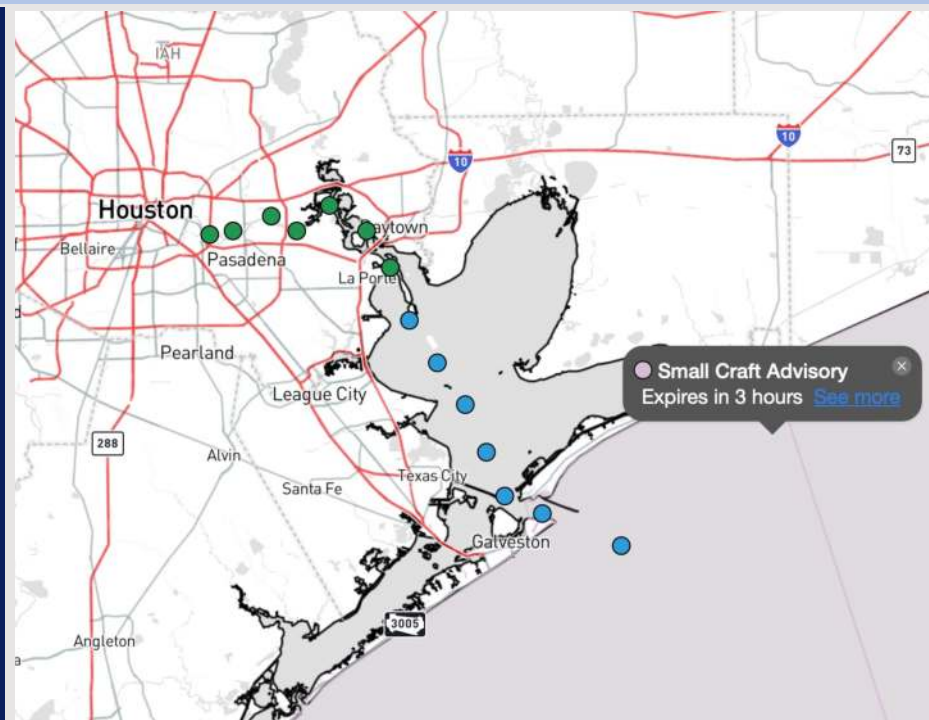
Updated: 11:00 PM CT

Sunday, March 9, 2025

Forecaster: Tyler Riggles

Weather Headlines

- Winds will be generally calm over the next 48 hours, with gustier conditions returning on Wednesday.
- Dry conditions are favored through the start of the week.
- Monitoring a low-end non-sea fog risk for Wednesday AM.



Current Radar: 10:40 PM CT

As always, please do not hesitate to reach out to us with any forecast questions at **(317)-560-8122**. Press **1** for forecast questions.

You can also access real-time forecast updates and 24/7 meteorological chat assistance on your [Clarity](#) app. Click [here](#) for login assistance.



Houston Pilots Extended Range Visibility Report



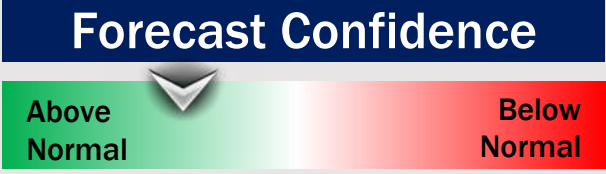
Thursday 3/13/25

No fog concerns for Thursday.



Friday 3/14/25

No fog concerns for Friday.



Saturday 3/15/25

No fog concerns for Saturday.



Chance for Fog

Thursday AM	Unlikely
Thursday PM	Unlikely
Friday AM	Unlikely
Friday PM	Unlikely
Saturday AM	Unlikely
Saturday PM	Unlikely

Houston Pilots Visibility Chart (miles)



Forecast Confidence



Visibility	Mon 12 am	Mon 1 am	Mon 2 am	Mon 3 am	Mon 4 am	Mon 5 am	Mon 6 am	Mon 7 am	Mon 8 am	Mon 9 am	Mon 10 am	Mon 11 am	Mon 12 pm	Mon 1 pm	Mon 2 pm	Mon 3 pm	Mon 4 pm	Mon 5 pm	Mon 6 pm	Mon 7 pm	Mon 8 pm	Mon 9 pm	Mon 10 pm	Mon 11 pm
Houston Pilots N - 610 Bridge	10	10	10	10	10	10	10	10	10	10	10	10	10	10	10	10	10	10	10	10	10	10	10	10
Houston Pilots M - Kinder 1	10	10	10	10	10	10	10	10	10	10	10	10	10	10	10	10	10	10	10	10	10	10	10	10
Houston Pilots L - Greens Bayou	10	10	10	10	10	10	10	10	10	10	10	10	10	10	10	10	10	10	10	10	10	10	10	10
Houston Pilots K - Shell Crude	10	10	10	10	10	10	10	10	10	10	10	10	10	10	10	10	10	10	10	10	10	10	10	10
Houston Pilots J - Lynchburg Ferries	10	10	10	10	10	10	10	10	10	10	10	10	10	10	10	10	10	10	10	10	10	10	10	10
Houston Pilots I - Exxon 3	10	10	10	10	10	10	10	10	10	10	10	10	10	10	10	10	10	10	10	10	10	10	10	10
Houston Pilots H - Morgans Point	10	10	10	10	10	10	10	10	10	10	10	10	10	10	10	10	10	10	10	10	10	10	10	10
Houston Pilots G - 75/76	10	10	10	10	10	10	10	10	10	10	10	10	10	10	10	10	10	10	10	10	10	10	10	10
Houston Pilots F - 63/64	10	10	10	10	10	10	10	10	10	10	10	10	10	10	10	10	10	10	10	10	10	10	10	10
Houston Pilots E - 51/52	10	10	10	10	10	10	10	10	10	10	10	10	10	10	10	10	10	10	10	10	10	10	10	10
Houston Pilots D - 37/38	10	10	10	10	10	10	10	10	10	10	10	10	10	10	10	10	10	10	10	10	10	10	10	10
Houston Pilots C - 25/26	10	10	10	10	10	10	10	10	10	10	10	10	10	10	10	10	10	10	10	10	10	10	10	10
Houston Pilots B - 11/12	10	10	10	10	10	10	10	10	10	10	10	10	10	10	10	10	10	10	10	10	10	10	10	10
Houston Pilots A - 1 & 2 Bravo	10	10	10	10	10	10	10	10	10	10	10	10	10	10	10	10	10	10	10	10	10	10	10	10

NOTE: This is automated data that may/may not agree with the official BAM thinking that's found on the daily slides or special visibility report slides. This data should be used as a guide only

Houston Pilots Wind Chart



Sustained wind 10 Knots

Gusts 15 Knots

Wind from the SE

Example

10

15

↙

Wind	Mon 12 am	Mon 1 am	Mon 2 am	Mon 3 am	Mon 4 am	Mon 5 am	Mon 6 am	Mon 7 am	Mon 8 am	Mon 9 am	Mon 10 am	Mon 11 am	Mon 12 pm	Mon 1 pm	Mon 2 pm	Mon 3 pm	Mon 4 pm	Mon 5 pm	Mon 6 pm	Mon 7 pm	Mon 8 pm	Mon 9 pm	Mon 10 pm	Mon 11 pm
Houston Pilots N - 610 Bridge	9 17 ↓	8 15 ↓	7 15 ↓	6 14 ↓	6 12 ↓	6 10 ↓	5 9 ↓	5 9 ↓	3 8 ↓	3 8 ↓	3 8 ↓	3 8 ↓	5 9 ↓	5 9 ↓	5 9 ↓	5 9 ↓	5 9 ↓	5 9 ↓	5 8 ↓	3 7 →	3 6 →	3 5 →	2 6 ↑	3 6 ↑
Houston Pilots M - Kinder 1	9 17 ↓	8 15 ↓	7 15 ↓	6 14 ↓	6 12 ↓	6 10 ↓	5 9 ↓	5 9 ↓	3 8 ↓	3 8 ↓	3 8 ↓	3 8 ↓	5 9 ↓	5 9 ↓	5 9 ↓	5 9 ↓	5 9 ↓	5 9 ↓	5 8 ↓	3 7 →	3 6 →	3 5 →	2 6 ↑	3 6 ↑
Houston Pilots L - Greens Bayou	9 17 ↓	8 15 ↓	7 15 ↓	6 14 ↓	6 12 ↓	6 10 ↓	5 10 ↓	5 9 ↓	3 8 ↓	3 8 ↓	3 8 ↓	5 8 ↓	5 9 ↓	5 10 ↓	5 10 ↓	5 9 ↓	5 9 ↓	5 9 ↓	5 8 ↓	3 7 →	3 6 →	3 5 →	3 6 ↑	3 6 ↑
Houston Pilots K - Shell Crude	9 17 ↓	8 16 ↓	7 15 ↓	6 14 ↓	6 13 ↓	6 10 ↓	5 10 ↓	5 9 ↓	3 8 ↓	3 8 ↓	3 8 ↓	5 8 ↓	5 9 ↓	5 10 ↓	5 10 ↓	5 9 ↓	5 9 ↓	5 9 ↓	6 8 ↓	5 7 →	3 6 →	3 6 ↑	3 6 ↑	3 7 ↑
Houston Pilots J - Lynchburg Ferries	8 17 ↓	8 15 ↓	7 15 ↓	6 14 ↓	6 12 ↓	6 10 ↓	5 9 ↓	5 9 ↓	3 8 ↓	3 8 ↓	3 8 ↓	5 8 ↓	5 9 ↓	6 10 ↓	6 10 ↓	6 9 ↓	6 9 ↓	5 9 ↓	5 8 ↓	3 7 →	3 5 →	3 5 ↑	2 6 ↑	3 6 ↑
Houston Pilots I - Exxon 3	13 18 ↓	12 17 ↓	10 15 ↓	9 15 ↓	8 14 ↓	8 13 ↓	8 12 ↓	7 10 ↓	6 10 ↓	6 9 ↓	6 9 ↓	6 9 ↓	6 9 ↓	6 10 ↓	6 10 ↓	6 10 ↓	6 9 ↓	6 9 ↓	6 9 ↓	5 8 →	5 7 →	5 7 ↑	5 7 ↑	5 7 ↑
Houston Pilots H - Morgans Point	13 18 ↓	12 17 ↓	10 16 ↓	9 15 ↓	8 14 ↓	8 13 ↓	8 12 ↓	7 10 ↓	7 10 ↓	6 9 ↓	6 9 ↓	6 9 ↓	6 9 ↓	6 10 ↓	6 10 ↓	6 9 ↓	6 9 ↓	5 9 ↓	6 9 ↓	5 7 →	5 7 ↑	5 7 ↑	5 7 ↑	6 7 ↑
Houston Pilots G - 75/76	15 22 ↓	14 20 ↓	13 18 ↓	13 17 ↓	12 16 ↓	10 15 ↓	10 14 ↓	9 14 ↓	8 13 ↓	8 12 ↓	7 12 ↓	7 10 ↓	6 10 ↓	6 10 ↓	6 12 ↓	6 10 ↓	6 9 ↓	6 9 ↓	6 9 ↓	6 8 →	6 8 ↑	6 8 ↑	6 8 ↑	6 9 ↑
Houston Pilots F - 63/64	15 22 ↓	15 21 ↓	14 20 ↓	13 18 ↓	12 16 ↓	10 15 ↓	10 14 ↓	9 14 ↓	9 14 ↓	8 13 ↓	8 12 ↓	7 12 ↓	6 10 ↓	6 10 ↓	6 10 ↓	6 9 ↓	5 9 ↓	5 9 ↓	6 9 ↓	6 8 →	6 7 →	6 7 ↑	6 8 ↑	7 9 ↑
Houston Pilots E - 51/52	16 23 ↓	15 22 ↓	15 21 ↓	14 20 ↓	13 18 ↓	13 17 ↓	10 16 ↓	10 15 ↓	10 15 ↓	9 13 ↓	8 13 ↓	8 12 ↓	7 10 ↓	6 12 ↓	6 10 ↓	6 10 ↓	6 9 ↓	5 9 ↓	6 9 ↓	6 7 →	6 7 ↑	6 7 ↑	7 9 ↑	8 10 ↑
Houston Pilots D - 37/38	17 24 ↓	16 23 ↓	15 22 ↓	14 21 ↓	13 20 ↓	13 17 ↓	12 16 ↓	10 15 ↓	10 15 ↓	9 14 ↓	8 13 ↓	8 13 ↓	8 12 ↓	6 10 ↓	6 10 ↓	6 10 ↓	6 9 ↓	6 9 ↓	6 9 ↓	6 7 →	6 7 ↑	7 9 ↑	7 10 ↑	8 10 ↑
Houston Pilots C - 25/26	17 24 ↓	16 24 ↓	15 22 ↓	15 21 ↓	14 20 ↓	13 18 ↓	13 17 ↓	10 16 ↓	10 16 ↓	9 15 ↓	8 13 ↓	8 12 ↓	8 12 ↓	7 10 ↓	6 10 ↓	6 10 ↓	6 9 ↓	6 9 ↓	6 9 ↓	6 7 →	6 7 ↑	7 9 ↑	7 10 ↑	8 10 ↑
Houston Pilots B - 11/12	17 25 ↓	16 24 ↓	15 23 ↓	15 22 ↓	14 21 ↓	13 18 ↓	12 17 ↓	10 16 ↓	10 16 ↓	9 15 ↓	8 14 ↓	8 12 ↓	8 12 ↓	7 10 ↓	6 9 ↓	6 9 ↓	6 9 ↓	6 9 ↓	6 9 ↓	6 7 →	6 7 ↑	7 9 ↑	7 10 ↑	7 10 ↑
Houston Pilots A - 1 & 2 Bravo	20 28 ↓	20 26 ↓	17 25 ↓	17 24 ↓	16 24 ↓	15 22 ↓	15 21 ↓	14 20 ↓	13 18 ↓	12 17 ↓	10 16 ↓	10 15 ↓	9 14 ↓	8 13 ↓	8 12 ↓	7 10 ↓	6 10 ↓	6 10 ↓	6 7 →	6 7 ↑	7 9 ↑	8 13 ↑	8 13 ↑	8 13 ↑

NOTE: This is automated data that may/may not agree with the official BAM thinking that's found on the daily slides. This data should be used as a guide only.

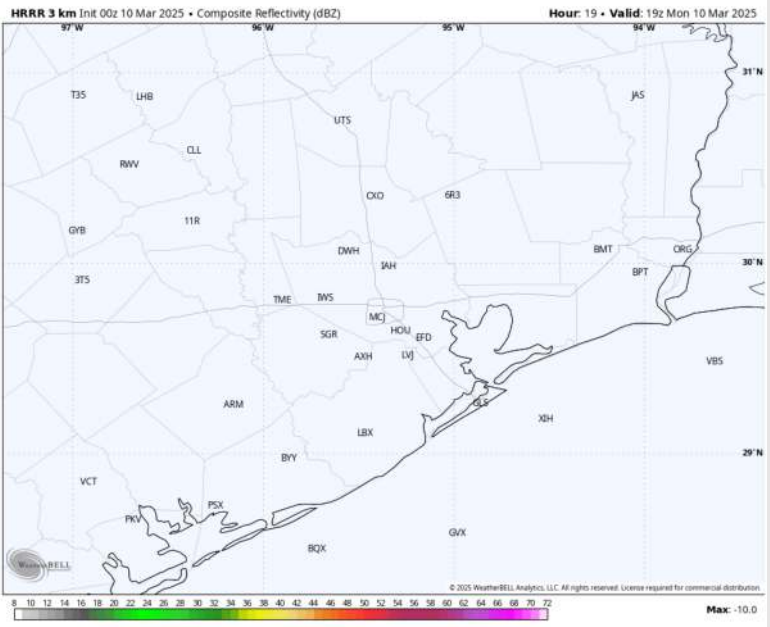
Houston Pilots: MON. 3/10/2025



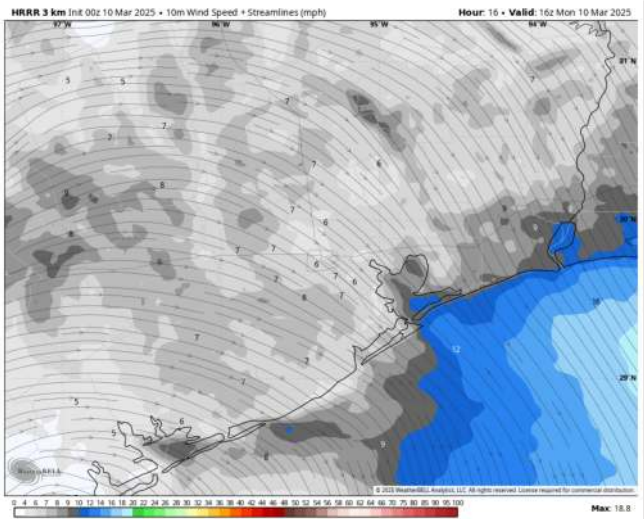
Forecast Discussion

- Precip:** Favoring dry conditions for today.
- Wind:** Winds will remain out of the NW through 2 PM before shifting to out of the SW for the remainder of the day. **N of Morgan's Point:** Winds will be at 2 – 5 kts throughout the day. **S of Morgan's Point:** Winds will be at 10 - 15 kts through 12PM before becoming 4 – 9 kts for the rest of the day.
- High Temps:** **N of Morgan's Point:** Low 70s F. **S of Morgan's Point:** Mid 60s F.
- Visibility:** No fog favored for today.

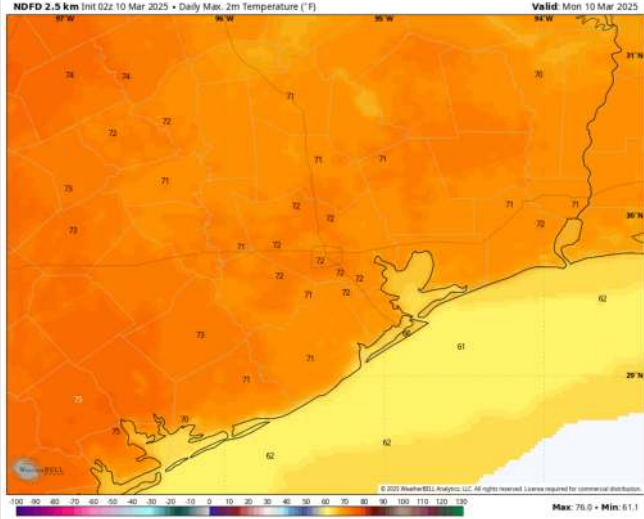
Precip Image: 2 PM CDT



Wind Speed



Wind Speed
11 AM CDT



High Temps
Today

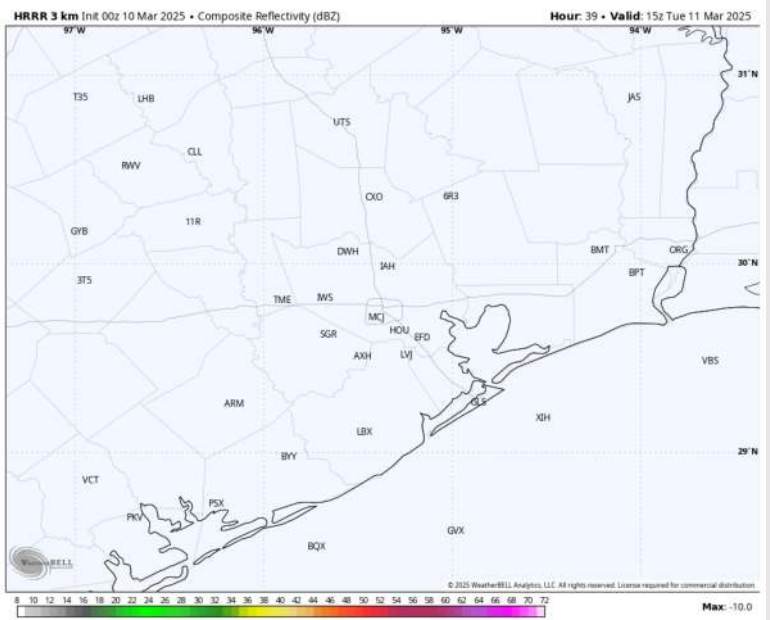
Houston Pilots: TUE. 3/11/2025



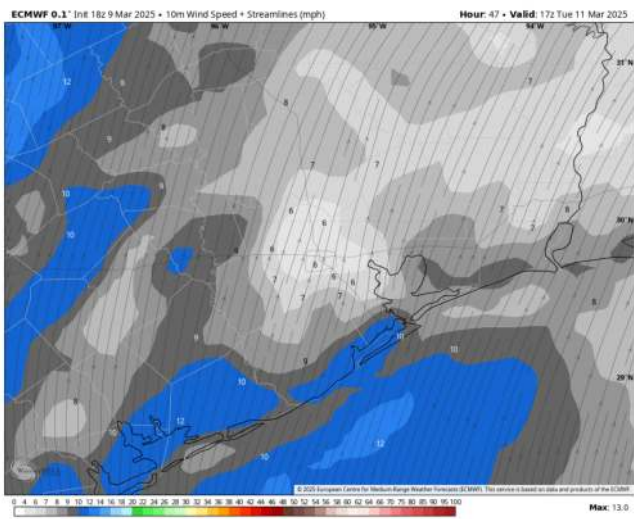
Forecast Discussion

- Precip:** Favoring dry conditions for Tuesday.
- Wind:** Winds will be out of the S for all of Tuesday. **N of Morgan's Point:** Winds will be at 3 – 8 kts for all of Tuesday. **S of Morgan's Point:** Winds will be at 3 – 7 kts through 12 PM, increasing to 8 - 13 kts after that time for the rest of Tuesday.
- High Temps:** **N of Morgan's Point:** Mid 70s F. **S of Morgan's Point:** Low 70s F.
- Visibility:** No fog concerns for Tuesday at this time.

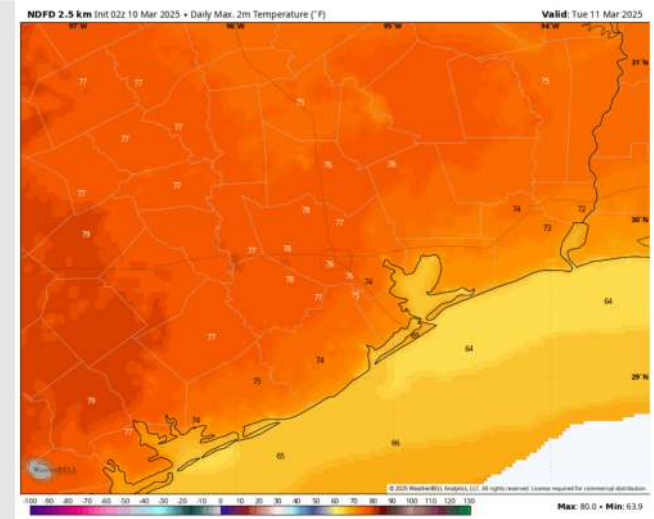
Precip Image: 10 AM CDT



Wind Speed: 12 PM CDT



Wind Speed:
12 PM CDT



High Temps
Tuesday

Forecast Discussion

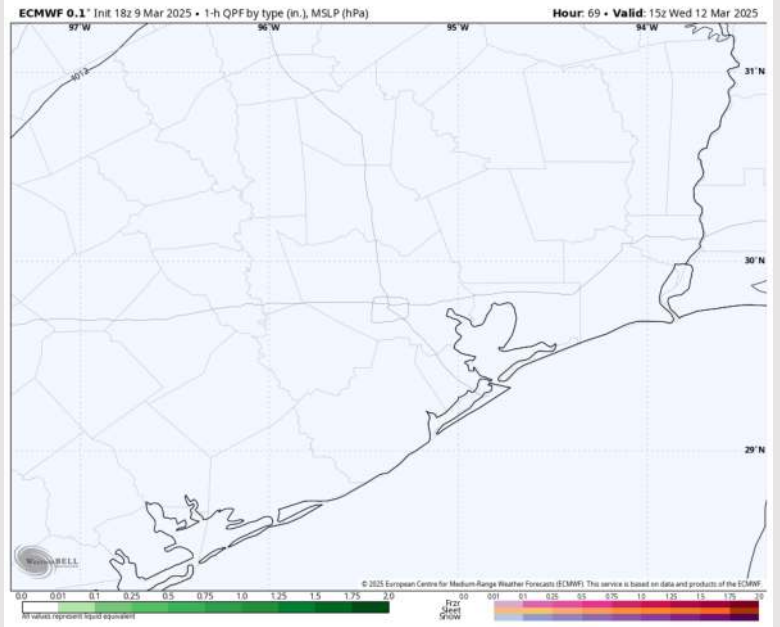
Precip: Favoring dry conditions for Wednesday.

Wind: Winds will be out of the SW throughout Wednesday. **N of Morgan's Point:** Winds will be at 5 - 10 kts throughout Wednesday. **S of Morgan's Point:** Winds will be at 10 - 15 kts throughout the day. **Gusts of 20 - 25 kts will be possible for Stations N of Morgan's Point after 9 AM.**

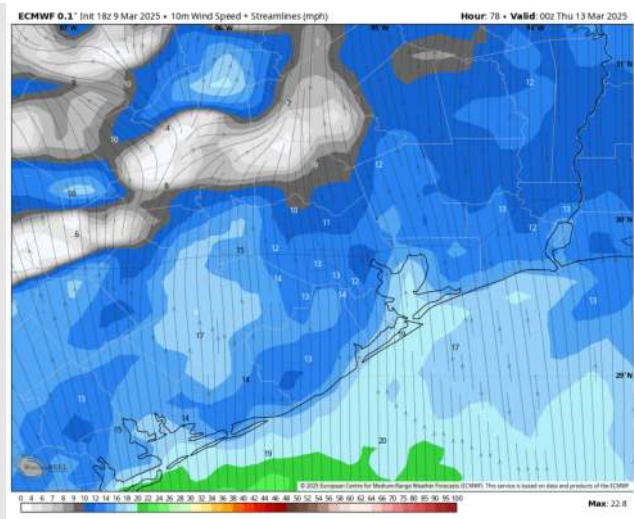
High Temps: **N of Morgan's Point:** High 70s - Near 80 F. **S of Morgan's Point:** Mid 70s F.

Visibility: Watching for a low-end risk for patchy, non sea fog for stations N of Morgan's Point.

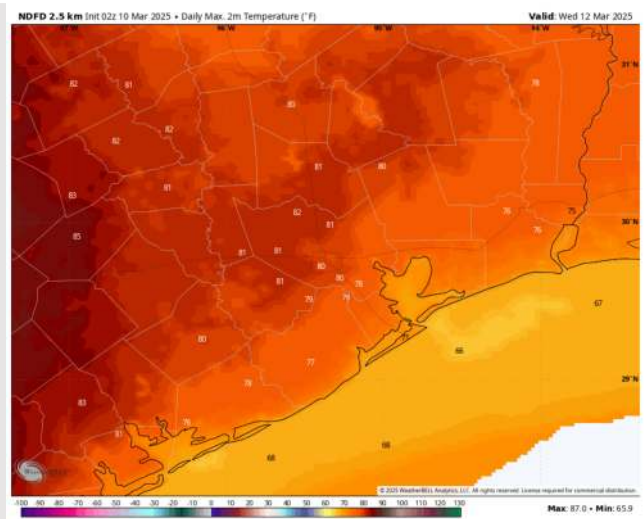
Precip Image: 10 AM CDT



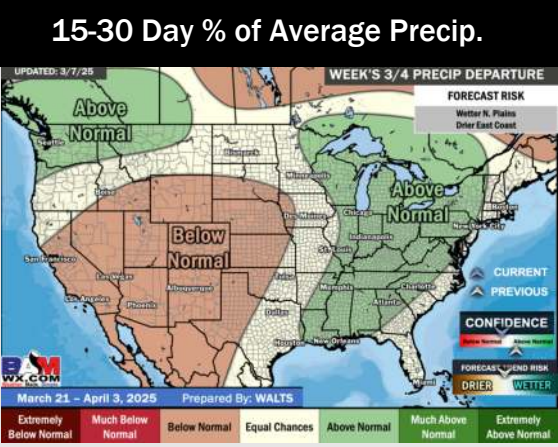
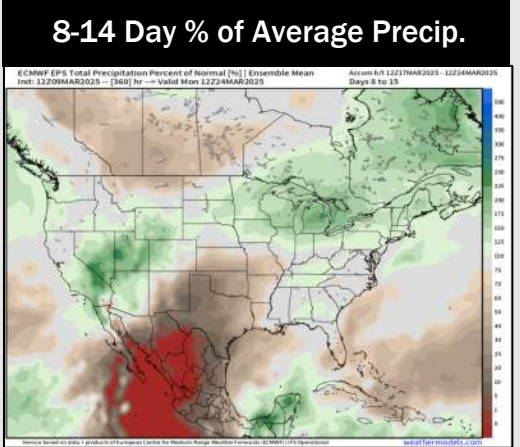
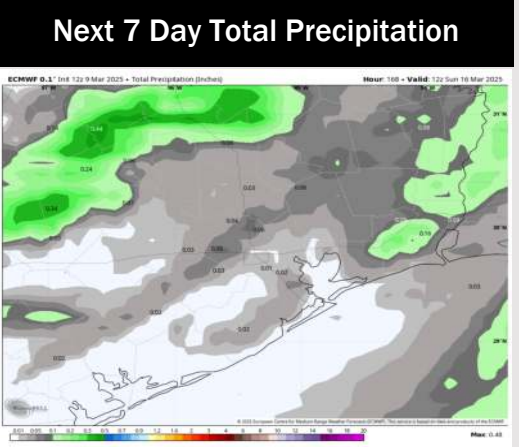
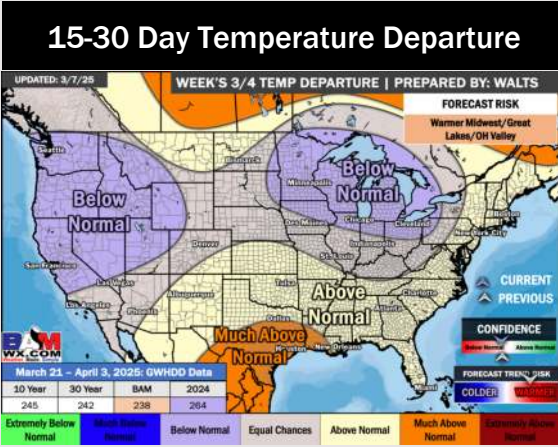
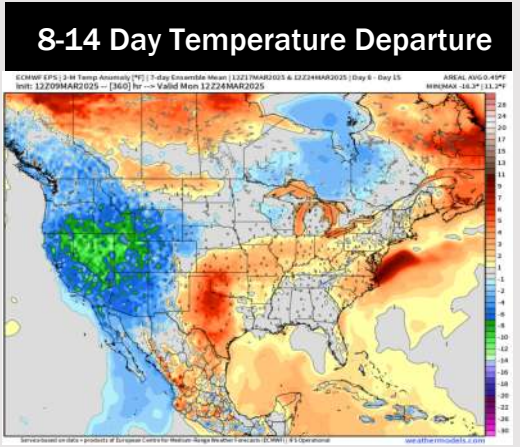
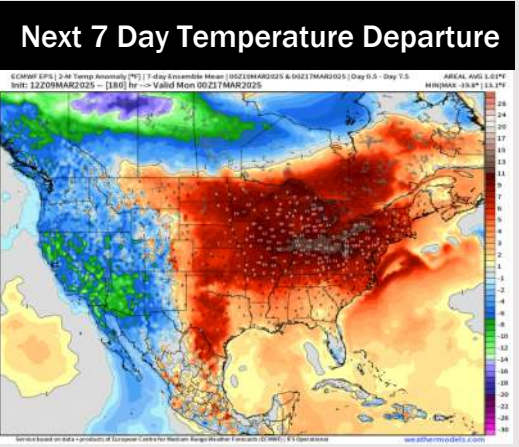
Wind Speed:
7 PM CDT



High Temps
Wednesday



Houston Pilots: 3/10/25



- Temps are expected to be above normal for the next 7 days. Scattered rain chances arrive mid to late week.
- Above normal temps and well below normal rainfall are expected for week 2.
- Much above normal temperatures and below normal precipitation chances are expected for the weeks 3/4 timeframe.