

Houston Pilots Forecast Package



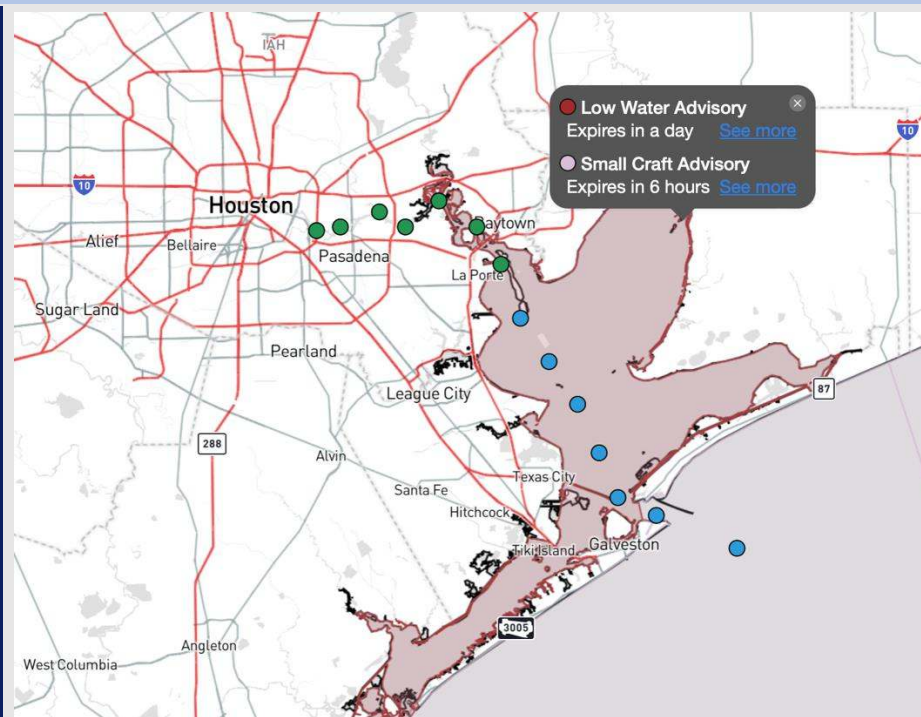
Updated: 1:10 PM CT

Sunday, March 9, 2025

Forecaster: Hope Kleitsch

Weather Headlines

- Wind gusts up to 20 kts (up to 25 kts S. of Morgan's Point) will be possible for all Stations throughout the rest of the day.
- Dry conditions are favored through the start of the week.
- No fog is favored over the next 72 hours.



Current Radar: 1:00 PM CT

As always, please do not hesitate to reach out to us with any forecast questions at **(317)-560-8122**. Press 1 for forecast questions.

You can also access real-time forecast updates and 24/7 meteorological chat assistance on your [Clarity](#) app. Click [here](#) for login assistance.



Houston Pilots Extended Range Visibility Report



Wednesday 3/12/25

Watching for a low-end risk for patchy, non sea fog for stations N of Morgan’s Point.

Forecast Confidence



Friday 3/14/25

No fog concerns for Friday.

Forecast Confidence



Thursday 3/13/25

No fog concerns for Thursday.

Forecast Confidence



Chance for Fog

Wednesday AM	Low-End
Wednesday PM	Unlikely
Thursday AM	Unlikely
Thursday PM	Unlikely
Friday AM	Unlikely
Friday PM	Unlikely

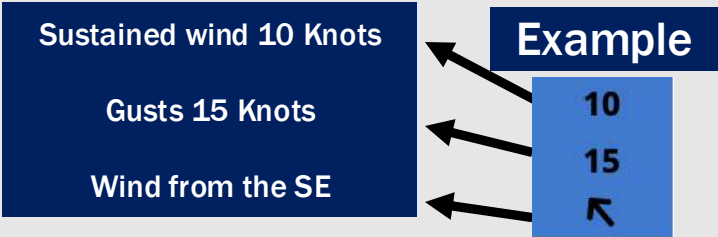
Houston Pilots Visibility Chart (miles)



Visibility	Sun 1 pm	Sun 2 pm	Sun 3 pm	Sun 4 pm	Sun 5 pm	Sun 6 pm	Sun 7 pm	Sun 8 pm	Sun 9 pm	Sun 10 pm	Sun 11 pm	Mon 12 am	Mon 1 am	Mon 2 am	Mon 3 am	Mon 4 am	Mon 5 am	Mon 6 am	Mon 7 am	Mon 8 am	Mon 9 am	Mon 10 am	Mon 11 am	Mon 12 pm
Houston Pilots N - 610 Bridge	10	10	10	10	10	10	10	10	10	10	10	10	10	10	10	10	10	10	10	9	10	10	10	10
Houston Pilots M - Kinder 1	10	10	10	10	10	10	10	10	10	10	10	10	10	10	10	10	10	10	10	9	10	10	10	10
Houston Pilots L - Greens Bayou	10	10	10	10	10	10	10	10	10	10	10	10	10	10	10	10	10	10	10	9	10	10	10	10
Houston Pilots K - Shell Crude	10	10	10	10	10	10	10	10	10	10	10	10	10	10	10	10	10	10	10	9	10	10	10	10
Houston Pilots J - Lynchburg Ferries	10	10	10	10	10	10	10	10	10	10	10	10	10	10	10	10	10	10	10	9	10	10	10	10
Houston Pilots I - Exxon 3	10	10	10	10	10	10	10	10	10	10	10	10	10	10	10	10	10	10	10	9	10	10	10	10
Houston Pilots H - Morgans Point	10	10	10	10	10	10	10	10	10	10	10	10	10	10	10	10	10	10	10	9	10	10	10	10
Houston Pilots G - 75/76	10	10	10	10	10	10	10	10	10	10	10	10	10	10	10	10	10	10	10	10	10	10	10	10
Houston Pilots F - 63/64	10	10	10	10	10	10	10	10	10	10	10	10	10	10	10	10	10	10	10	10	10	10	10	10
Houston Pilots E - 51/52	10	10	10	10	10	10	10	10	10	10	10	10	10	10	10	10	10	10	10	10	10	10	10	10
Houston Pilots D - 37/38	10	10	10	10	10	10	10	10	10	10	10	10	10	10	10	10	10	10	10	10	10	10	10	10
Houston Pilots C - 25/26	10	10	10	10	10	10	10	10	10	10	10	10	10	10	10	10	10	10	10	10	10	10	10	10
Houston Pilots B - 11/12	10	10	10	10	10	10	10	10	10	10	10	10	10	10	10	10	10	10	10	10	10	10	10	10
Houston Pilots A - 1 & 2 Bravo	10	10	10	10	10	10	10	10	10	10	10	10	10	10	10	10	10	10	10	10	10	10	10	10

NOTE: This is automated data that may/may not agree with the official BAM thinking that's found on the daily slides or special visibility report slides. This data should be used as a guide only

Houston Pilots Wind Chart



Wind	Sun 1 pm	Sun 2 pm	Sun 3 pm	Sun 4 pm	Sun 5 pm	Sun 6 pm	Sun 7 pm	Sun 8 pm	Sun 9 pm	Sun 10 pm	Sun 11 pm	Mon 12 am	Mon 1 am	Mon 2 am	Mon 3 am	Mon 4 am	Mon 5 am	Mon 6 am	Mon 7 am	Mon 8 am	Mon 9 am	Mon 10 am	Mon 11 am	Mon 12 pm
Houston Pilots N - 610 Bridge	13	14	14	15	15	15	13	13	12	10	9	8	7	6	6	6	5	5	5	3	3	3	3	5
	25	26	26	26	28	28	25	24	22	20	17	15	15	13	12	10	10	9	8	8	7	8	8	8
	↘	↘	↘	↘	↘	↘	↘	↘	↘	↘	↘	↘	↘	↘	↘	↘	↘	↘	↘	↘	↘	↘	↘	↘
Houston Pilots M - Kinder 1	13	14	14	15	15	15	13	13	12	10	9	8	7	6	6	6	5	5	5	3	3	3	3	3
	25	26	26	26	28	28	25	24	22	20	17	15	15	13	12	10	10	9	8	8	7	8	8	8
	↘	↘	↘	↘	↘	↘	↘	↘	↘	↘	↘	↘	↘	↘	↘	↘	↘	↘	↘	↘	↘	↘	↘	↘
Houston Pilots L - Greens Bayou	13	13	14	14	15	14	13	13	10	10	9	8	7	6	6	6	5	5	5	3	3	3	3	5
	24	25	26	26	28	26	25	23	22	20	17	16	15	13	12	12	10	9	8	8	8	8	9	9
	↘	↘	↘	↘	↘	↘	↘	↘	↘	↘	↘	↘	↘	↘	↘	↘	↘	↘	↘	↘	↘	↘	↘	↘
Houston Pilots K - Shell Crude	13	13	14	14	14	14	13	13	10	10	9	8	7	6	6	6	6	5	5	3	3	3	3	5
	24	25	26	26	28	26	25	23	22	20	17	16	15	14	13	12	10	9	9	8	8	8	8	9
	↘	↘	↘	↘	↘	↘	↘	↘	↘	↘	↘	↘	↘	↘	↘	↘	↘	↘	↘	↘	↘	↘	↘	↘
Houston Pilots J - Lynchburg Ferries	13	13	14	14	15	14	13	12	10	10	9	8	7	6	6	6	5	5	3	3	3	3	3	5
	23	24	25	26	28	26	25	23	22	20	17	15	15	13	12	12	10	9	9	8	8	8	8	9
	↘	↘	↘	↘	↘	↘	↘	↘	↘	↘	↘	↘	↘	↘	↘	↘	↘	↘	↘	↘	↘	↘	↘	↘
Houston Pilots I - Exxon 3	15	15	15	15	16	17	16	16	15	14	13	12	10	9	8	8	8	7	7	6	6	6	5	5
	23	24	25	25	26	26	25	23	22	21	18	17	15	15	14	13	12	10	10	9	9	9	9	9
	↘	↘	↘	↘	↘	↘	↘	↘	↘	↘	↘	↘	↘	↘	↘	↘	↘	↘	↘	↘	↘	↘	↘	↘
Houston Pilots H - Morgans Point	15	15	15	15	16	17	17	15	15	14	13	12	10	10	9	8	8	7	7	6	6	6	5	5
	23	24	25	25	26	26	25	23	22	21	20	17	16	15	14	13	12	12	10	9	9	9	9	9
	↘	↘	↘	↘	↘	↘	↘	↘	↘	↘	↘	↘	↘	↘	↘	↘	↘	↘	↘	↘	↘	↘	↘	↘
Houston Pilots G - 75/76	15	16	16	17	17	20	20	18	17	16	15	14	13	13	12	10	10	9	8	8	7	7	6	6
	25	26	26	26	28	29	28	26	25	23	22	21	18	17	17	16	15	14	13	12	10	10	9	9
	↘	↘	↘	↘	↘	↘	↘	↘	↘	↘	↘	↘	↘	↘	↘	↘	↘	↘	↘	↘	↘	↘	↘	↘
Houston Pilots F - 63/64	16	16	17	17	18	20	20	18	17	17	16	15	14	13	12	10	10	10	9	8	8	7	6	6
	25	26	26	26	28	28	28	26	25	23	22	21	20	17	17	16	15	14	14	13	12	10	9	9
	↘	↘	↘	↘	↘	↘	↘	↘	↘	↘	↘	↘	↘	↘	↘	↘	↘	↘	↘	↘	↘	↘	↘	↘
Houston Pilots E - 51/52	16	16	17	17	18	20	20	20	18	17	16	15	15	14	13	12	12	10	10	8	8	8	6	6
	25	26	26	26	28	28	28	26	26	24	23	22	21	18	17	17	16	15	15	13	12	12	10	10
	↘	↘	↘	↘	↘	↘	↘	↘	↘	↘	↘	↘	↘	↘	↘	↘	↘	↘	↘	↘	↘	↘	↘	↘
Houston Pilots D - 37/38	17	17	17	17	18	20	20	20	18	17	17	16	15	14	13	13	12	10	10	9	8	8	7	6
	26	26	26	26	28	29	29	28	26	25	24	23	21	20	18	17	17	16	15	14	13	12	10	10
	↘	↘	↘	↘	↘	↘	↘	↘	↘	↘	↘	↘	↘	↘	↘	↘	↘	↘	↘	↘	↘	↘	↘	↘
Houston Pilots C - 25/26	17	17	17	17	18	20	20	20	20	18	17	16	15	15	14	13	12	10	10	9	8	8	7	6
	26	26	26	26	28	29	29	28	26	26	25	23	22	21	20	18	17	17	16	14	13	12	10	10
	↘	↘	↘	↘	↘	↘	↘	↘	↘	↘	↘	↘	↘	↘	↘	↘	↘	↘	↘	↘	↘	↘	↘	↘
Houston Pilots B - 11/12	17	17	17	17	17	18	20	20	18	17	17	15	15	14	13	13	12	10	10	9	8	8	7	6
	25	26	26	26	26	28	28	28	26	26	25	23	22	21	20	18	17	17	16	15	14	12	10	10
	↘	↘	↘	↘	↘	↘	↘	↘	↘	↘	↘	↘	↘	↘	↘	↘	↘	↘	↘	↘	↘	↘	↘	↘
Houston Pilots A - 1 & 2 Bravo	18	18	18	18	20	21	22	22	22	21	20	20	17	17	16	15	15	14	13	12	10	9	8	7
	28	28	28	28	29	30	31	30	30	29	28	26	24	24	23	22	21	20	18	17	16	15	13	12
	↘	↘	↘	↘	↘	↘	↘	↘	↘	↘	↘	↘	↘	↘	↘	↘	↘	↘	↘	↘	↘	↘	↘	↘

NOTE: This is automated data that may/may not agree with the official BAM thinking that's found on the daily slides.
This data should be used as a guide only.

Houston Pilots: SUN. 3/9/2025

Forecast Discussion

Precip: Favoring dry conditions for the rest of the day.

Wind: Winds will be out of the NW for the remainder of the day.

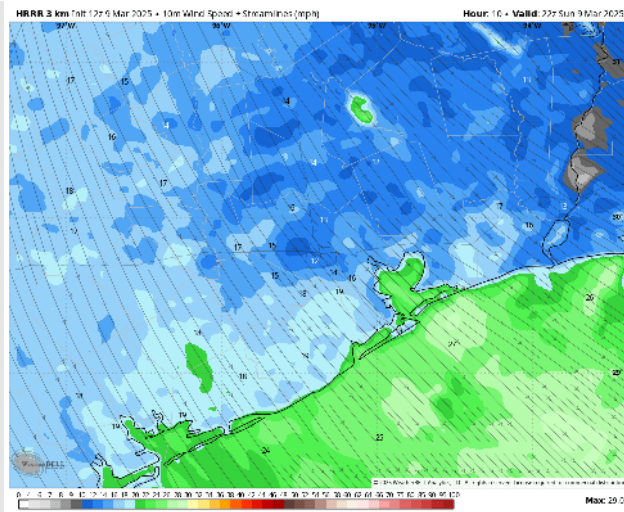
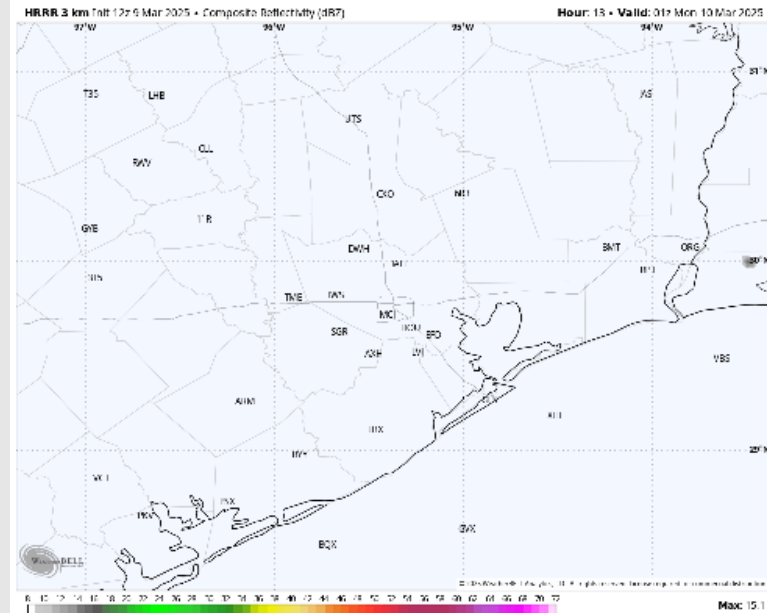
N of Morgan's Point: Winds will be at 8 - 13 kts for the rest of the PM.

S of Morgan's Point: Winds will be at 15 – 20 kts for the rest of the day. **Gusts up to 20 kts will be possible for all Stations for the rest of the day. A few gusts may reach 25 kts S. of Morgan's Point through 10PM.**

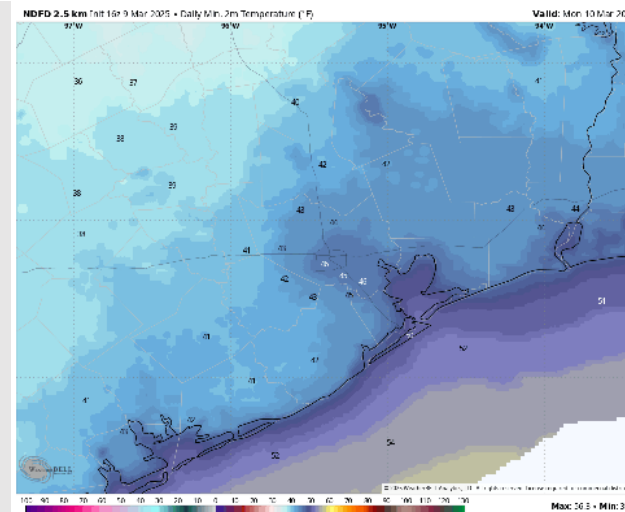
Low Temps: **N of Morgan's Point:** Mid 40s F. **S of Morgan's Point:** Near 50 F.

Visibility: No fog concerns for today.

Precip Image: 8 PM CDT



Wind Speed:
5 PM CDT



Low Temps
MON AM

Houston Pilots: MON. 3/10/2025

Forecast Discussion

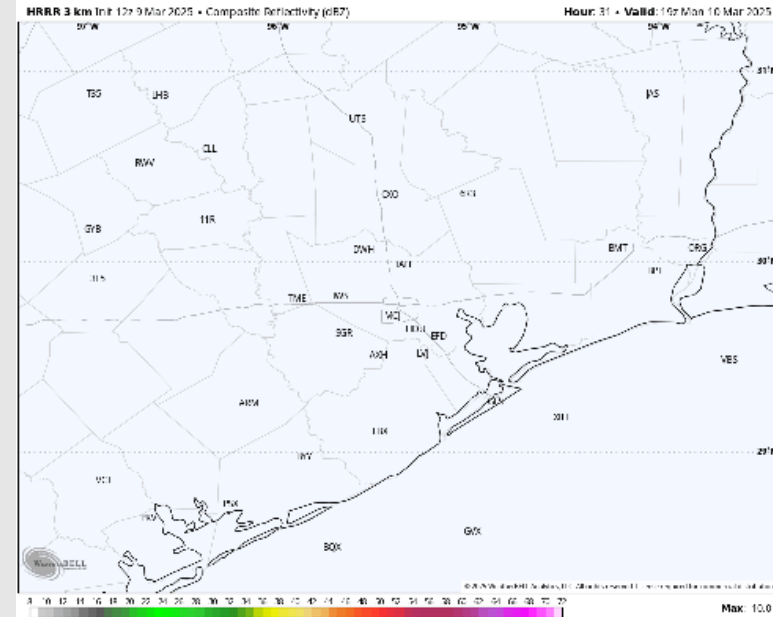
Precip: Favoring dry conditions for Monday.

Wind: Winds will remain out of the NW through 2 PM before shifting to out of the SW for the remainder Monday. **N of Morgan's Point:** Winds will be at 2 – 5 kts throughout the day Monday. **S of Morgan's Point:** Winds will be at 10 - 15 kts through 12PM before becoming 4 – 9 kts for the rest of Monday.

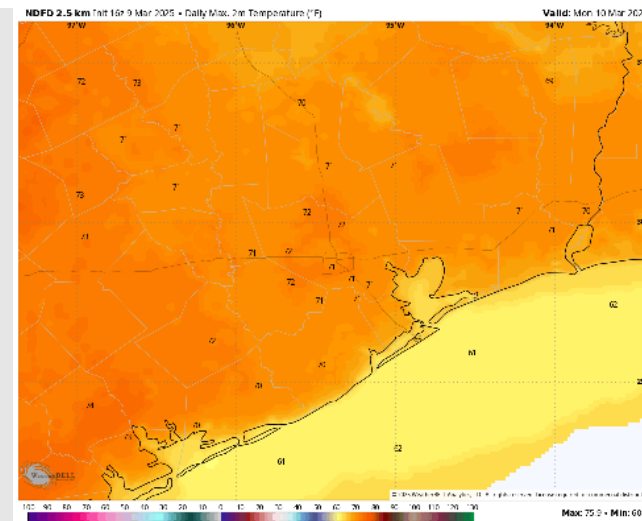
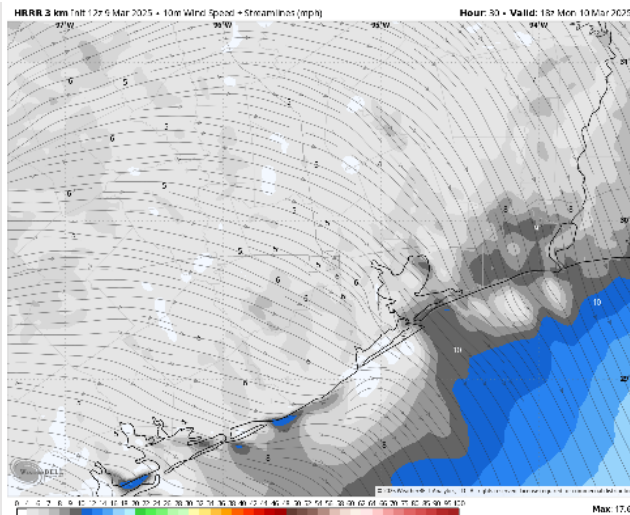
High Temps: **N of Morgan's Point:** Low 70s **F. S of Morgan's Point:** Mid 60s F.

Visibility: No fog favored for Monday.

Precip Image: 2 PM CT



Wind Speed
1 PM CT



High Temps
Monday

Houston Pilots: TUE. 3/11/2025

Forecast Discussion

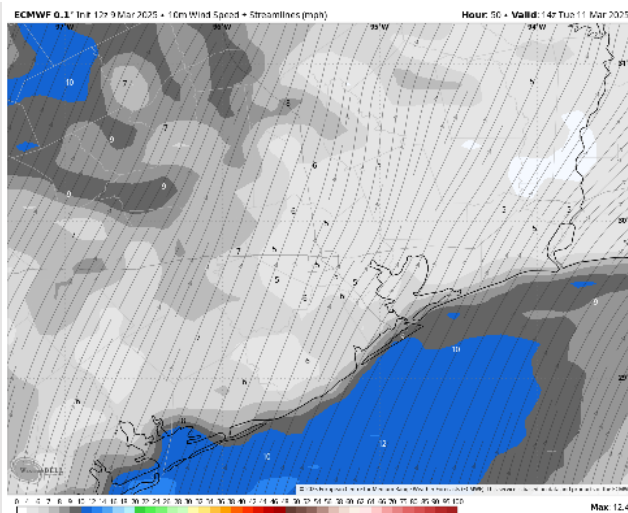
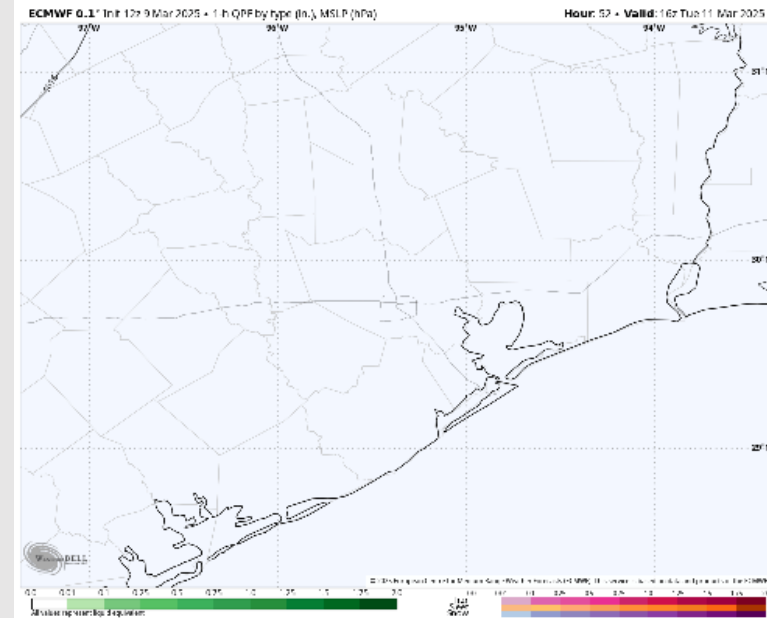
Precip: Favoring dry conditions for Tuesday.

Wind: Winds will be out of the S for all of Tuesday. **N of Morgan's Point:** Winds will be at 3 – 8 kts for all of Tuesday. **S of Morgan's Point:** Winds will be at 3 – 7 kts through 12 PM, increasing to 8 - 13 kts after that time for the rest of Tuesday.

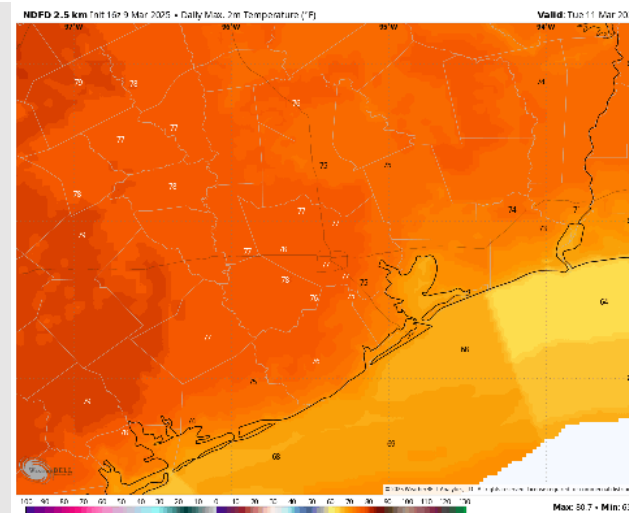
High Temps: **N of Morgan's Point:** Mid 70s F. **S of Morgan's Point:** Low 70s F.

Visibility: No fog concerns for Tuesday at this time.

Precip Image: 11 AM CT



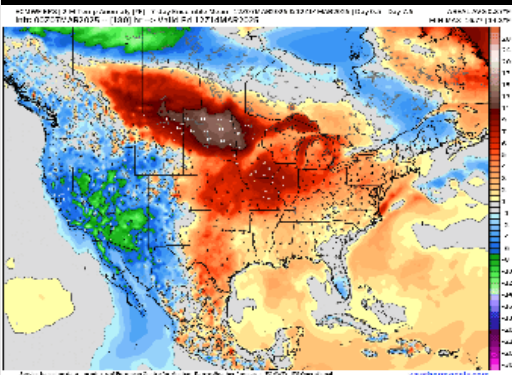
Wind Speed:
9 AM CT



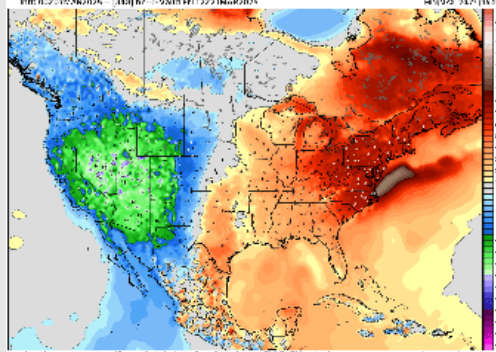
High Temps
Tuesday

Houston Pilots: 3/9/25

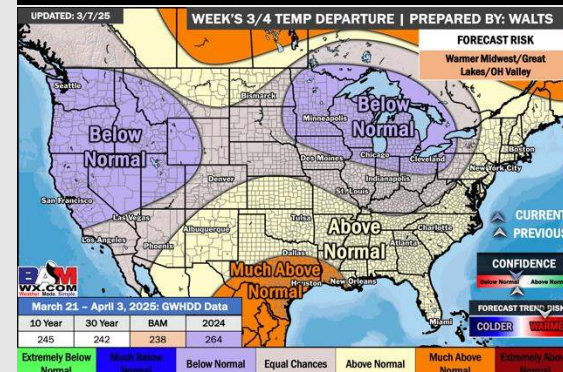
Next 7 Day Temperature Departure



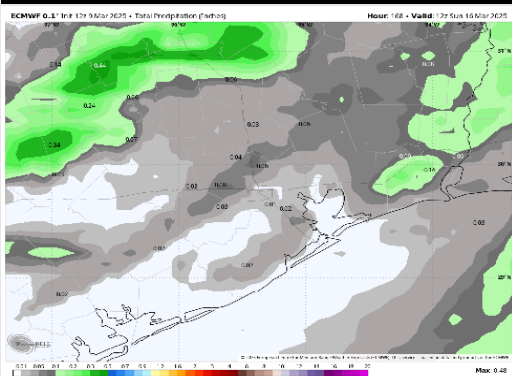
8-14 Day Temperature Departure



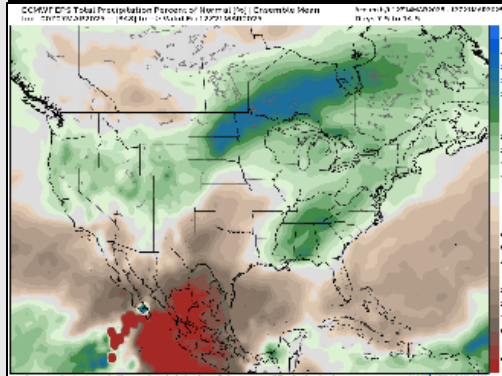
15-30 Day Temperature Departure



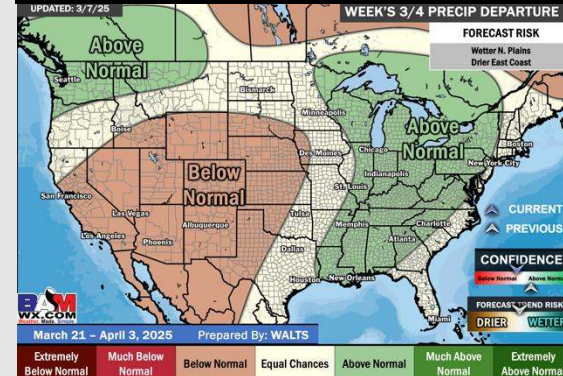
Next 7 Day Total Precipitation



8-14 Day % of Average Precip.



15-30 Day % of Average Precip.



- Temps are expected to be near normal for the next 7 days. Scattered rain chances arrive mid to late week.
- Above normal temps and well below normal rainfall are expected for week 2.
- Much above normal temperatures and below normal precipitation chances are expected for the weeks $\frac{3}{4}$ timeframe.