

Houston Pilots Forecast Package



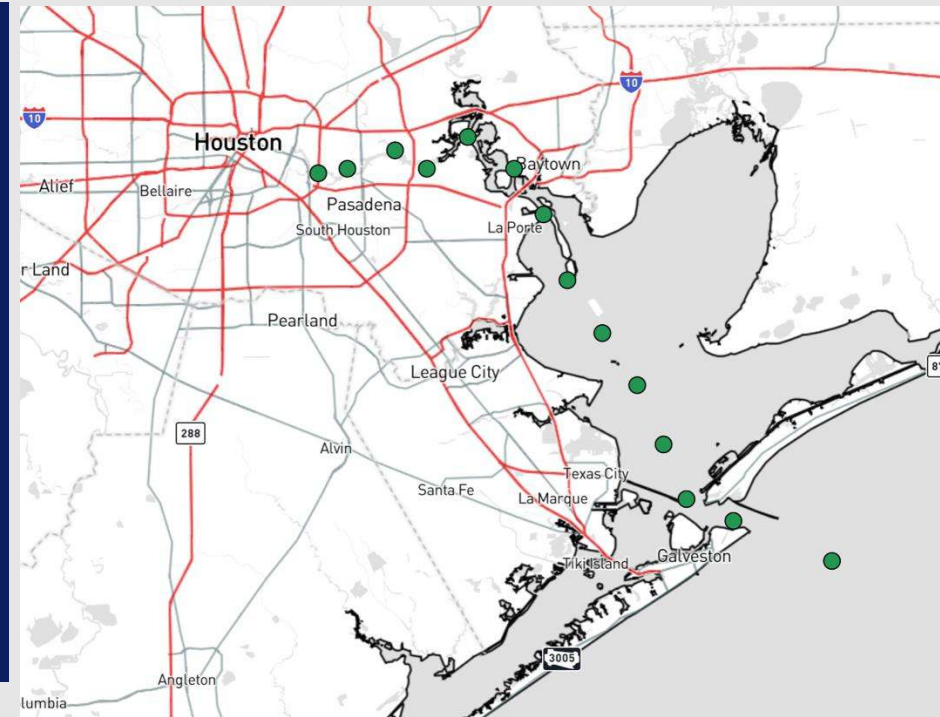
Updated: 12:50 PM CT

Thursday, January 23, 2025

Forecaster: Hope Kleitsch

Weather Headlines

- No fog concerns over the next 72 hours.
- Wind gusts of 20 – 25 kts favored for Stations S. of Morgan's Point on SAT.
- Favoring dry conditions until Sunday.



Current Radar: 12:50 PM CT

As always, please do not hesitate to reach out to us with any forecast questions at **(317)-560-8122**. Press **1** for forecast questions.

You can also access real-time forecast updates and 24/7 meteorological chat assistance on your **Clarity** app. Click [here](#) for login assistance.



Houston Pilots Extended Range Visibility Report



Sunday 1/26/25

Not favoring any fog Sunday.

Forecast Confidence



Monday 1/27/25

Not favoring any fog Monday.

Forecast Confidence



Tuesday 1/28/25

Not favoring any fog Tuesday.

Forecast Confidence



Chance for Fog

Sunday AM	Unlikely
Sunday PM	Unlikely
Monday AM	Unlikely
Monday PM	Unlikely
Tuesday AM	Unlikely
Tuesday PM	Unlikely

Houston Pilots Visibility Chart (miles)



Forecast Confidence



Visibility	Thu 2 pm	Thu 3 pm	Thu 4 pm	Thu 5 pm	Thu 6 pm	Thu 7 pm	Thu 8 pm	Thu 9 pm	Thu 10 pm	Thu 11 pm	Fri 12 am	Fri 1 am	Fri 2 am	Fri 3 am	Fri 4 am	Fri 5 am	Fri 6 am	Fri 7 am	Fri 8 am	Fri 9 am	Fri 10 am	Fri 11 am	Fri 12 pm	Fri 1 pm
Houston Pilots N - 610 Bridge	10	10	10	10	10	10	10	10	10	10	10	10	10	10	10	10	10	10	10	10	10	10	10	10
Houston Pilots M - Kinder 1	10	10	10	10	10	10	10	10	10	10	10	10	10	10	10	10	10	10	10	10	10	10	10	10
Houston Pilots L - Greens Bayou	10	10	10	10	10	10	10	10	10	10	10	10	10	10	10	10	10	10	10	10	10	10	10	10
Houston Pilots K - Shell Crude	10	10	10	10	10	10	10	10	10	10	10	10	10	10	10	10	10	10	10	10	10	10	10	10
Houston Pilots J - Lynchburg Ferries	10	10	10	10	10	10	10	10	10	10	10	10	10	10	10	10	10	10	10	10	10	10	10	10
Houston Pilots I - Exxon 3	10	10	10	10	10	10	10	10	10	10	10	10	10	10	10	10	10	10	10	10	10	10	10	10
Houston Pilots H - Morgans Point	10	10	10	10	10	10	10	10	10	10	10	10	10	10	10	10	10	10	10	10	10	10	10	10
Houston Pilots G - 75/76	10	10	10	10	10	10	10	10	10	10	10	10	10	10	10	10	10	10	10	10	10	10	10	10
Houston Pilots F - 63/64	10	10	10	10	10	10	10	10	10	10	10	10	10	10	10	10	10	10	10	10	10	10	10	10
Houston Pilots E - 51/52	10	10	10	10	10	10	10	10	10	10	10	10	10	10	10	10	10	10	10	10	10	10	10	10
Houston Pilots D - 37/38	10	10	10	10	10	10	10	10	10	10	10	10	10	10	10	10	10	10	10	10	10	10	10	10
Houston Pilots C - 25/26	10	10	10	10	10	10	10	10	10	10	10	10	10	10	10	10	10	10	10	10	10	10	10	10
Houston Pilots B - 11/12	10	10	10	10	10	10	10	10	10	10	10	10	10	10	10	10	10	10	10	10	10	10	10	10
Houston Pilots A - 1 & 2 Bravo	10	10	10	10	10	10	10	10	10	10	10	10	10	10	10	10	10	10	10	10	10	10	10	10

NOTE: This is automated data that may/may not agree with the official BAM thinking that's found on the daily slides or special visibility report slides. This data should be used as a guide only

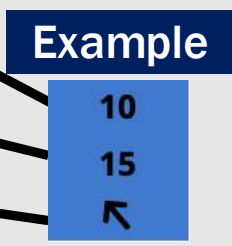
Houston Pilots Wind Chart



Forecast Confidence



Sustained wind 10 Knots
Gusts 15 Knots
Wind from the SE



Wind	Thu 2 pm	Thu 3 pm	Thu 4 pm	Thu 5 pm	Thu 6 pm	Thu 7 pm	Thu 8 pm	Thu 9 pm	Thu 10 pm	Thu 11 pm	Fri 12 am	Fri 1 am	Fri 2 am	Fri 3 am	Fri 4 am	Fri 5 am	Fri 6 am	Fri 7 am	Fri 8 am	Fri 9 am	Fri 10 am	Fri 11 am	Fri 12 pm	Fri 1 pm
Houston Pilots N - 610 Bridge	7 15 ↘	7 14 ↘	7 14 ↘	6 13 ↘	6 10 ↘	5 9 ↘	3 7 ↘	3 7 ↘	3 7 ↘	3 7 ↘	3 8 ↘	3 9 ↘	3 9 ↘	3 9 ↘	3 9 ↘	3 8 ↘	3 7 ↘	3 7 ↘	2 6 ↘	2 6 ↘	2 5 ↘	2 5 ↘	2 5 ↘	2 5 ↘
Houston Pilots M - Kinder 1	7 15 ↘	7 14 ↘	7 14 ↘	6 13 ↘	6 10 ↘	5 9 ↘	3 7 ↘	3 7 ↘	3 7 ↘	3 7 ↘	3 8 ↘	3 8 ↘	3 9 ↘	3 9 ↘	3 9 ↘	3 8 ↘	3 7 ↘	3 7 ↘	2 6 ↘	2 6 ↘	2 5 ↘	2 5 ↘	2 5 ↘	2 5 ↘
Houston Pilots L - Greens Bayou	8 15 ↘	7 14 ↘	7 14 ↘	6 13 ↘	6 10 ↘	5 9 ↘	3 7 ↘	3 7 ↘	3 7 ↘	3 7 ↘	3 8 ↘	3 8 ↘	3 9 ↘	3 9 ↘	3 9 ↘	3 8 ↘	3 7 ↘	3 7 ↘	2 6 ↘	2 6 ↘	2 5 ↘	2 5 ↘	1 5 ↘	2 5 ↘
Houston Pilots K - Shell Crude	8 15 ↘	8 15 ↘	8 14 ↘	7 13 ↘	6 10 ↘	5 9 ↘	3 7 ↘	3 7 ↘	3 7 ↘	3 7 ↘	3 8 ↘	3 8 ↘	3 8 ↘	3 9 ↘	3 9 ↘	3 8 ↘	3 7 ↘	3 7 ↘	2 6 ↘	2 6 ↘	2 5 ↘	2 5 ↘	2 5 ↘	2 5 ↘
Houston Pilots J - Lynchburg Ferries	8 15 ↘	7 14 ↘	7 14 ↘	6 13 ↘	6 10 ↘	5 9 ↘	3 7 ↘	3 7 ↘	3 7 ↘	3 7 ↘	3 7 ↘	3 8 ↘	3 8 ↘	3 8 ↘	3 9 ↘	3 8 ↘	3 7 ↘	3 7 ↘	2 6 ↘	2 6 ↘	2 5 ↘	2 5 ↘	1 5 ↘	2 5 ↘
Houston Pilots I - Exxon 3	8 16 ↘	8 15 ↘	8 15 ↘	8 14 ↘	7 12 ↘	6 9 ↘	6 9 ↘	6 8 ↘	6 8 ↘	6 8 ↘	6 9 ↘	7 10 ↘	7 10 ↘	7 10 ↘	7 10 ↘	6 9 ↘	6 9 ↘	6 8 ↘	5 7 ↘	3 7 ↘	3 6 ↘	3 6 ↘	3 6 ↘	3 6 ↘
Houston Pilots H - Morgans Point	8 16 ↘	8 15 ↘	8 15 ↘	8 14 ↘	7 12 ↘	6 9 ↘	6 9 ↘	6 8 ↘	6 8 ↘	6 8 ↘	6 9 ↘	6 9 ↘	7 10 ↘	7 10 ↘	7 10 ↘	6 9 ↘	6 9 ↘	6 8 ↘	5 7 ↘	5 7 ↘	3 7 ↘	3 7 ↘	3 6 ↘	3 6 ↘
Houston Pilots G - 75/76	9 17 ↘	9 16 ↘	8 15 ↘	8 14 ↘	8 13 ↘	7 10 ↘	7 10 ↘	7 9 ↘	7 9 ↘	7 9 ↘	7 10 ↘	8 12 ↘	8 12 ↘	8 13 ↘	9 13 ↘	8 13 ↘	8 12 ↘	8 12 ↘	7 9 ↘	6 8 ↘	6 8 ↘	5 8 ↘	3 7 ↘	3 7 ↘
Houston Pilots F - 63/64	9 17 ↘	8 16 ↘	8 15 ↘	8 14 ↘	8 13 ↘	7 10 ↘	7 10 ↘	6 9 ↘	6 9 ↘	7 9 ↘	7 10 ↘	8 12 ↘	8 12 ↘	8 13 ↘	9 13 ↘	8 13 ↘	8 12 ↘	8 12 ↘	7 9 ↘	6 8 ↘	6 8 ↘	5 8 ↘	3 7 ↘	3 7 ↘
Houston Pilots E - 51/52	10 17 ↘	9 16 ↘	8 15 ↘	8 14 ↘	8 13 ↘	8 12 ↘	7 10 ↘	7 10 ↘	7 9 ↘	7 10 ↘	7 10 ↘	8 12 ↘	8 12 ↘	9 13 ↘	9 13 ↘	9 14 ↘	9 13 ↘	8 13 ↘	8 12 ↘	7 10 ↘	6 9 ↘	6 9 ↘	5 8 ↘	3 7 ↘
Houston Pilots D - 37/38	10 18 ↘	10 17 ↘	9 15 ↘	8 14 ↘	8 13 ↘	8 12 ↘	8 12 ↘	7 10 ↘	7 10 ↘	7 10 ↘	8 12 ↘	8 12 ↘	8 13 ↘	9 14 ↘	9 14 ↘	9 14 ↘	9 14 ↘	8 13 ↘	8 12 ↘	7 10 ↘	6 9 ↘	6 9 ↘	5 8 ↘	3 7 ↘
Houston Pilots C - 25/26	12 18 ↘	10 17 ↘	10 16 ↘	9 15 ↘	8 14 ↘	8 13 ↘	8 12 ↘	8 12 ↘	7 12 ↘	7 12 ↘	8 12 ↘	8 12 ↘	8 13 ↘	9 14 ↘	10 15 ↘	10 15 ↘	9 15 ↘	9 14 ↘	8 13 ↘	8 12 ↘	7 10 ↘	6 9 ↘	6 9 ↘	5 8 ↘
Houston Pilots B - 11/12	12 18 ↘	10 17 ↘	10 16 ↘	9 15 ↘	8 14 ↘	8 13 ↘	8 13 ↘	7 12 ↘	7 12 ↘	7 12 ↘	7 12 ↘	8 12 ↘	8 13 ↘	8 14 ↘	9 15 ↘	9 15 ↘	9 15 ↘	9 14 ↘	8 13 ↘	8 12 ↘	7 10 ↘	6 9 ↘	6 9 ↘	5 8 ↘
Houston Pilots A - 1 & 2 Bravo	13 20 ↘	12 18 ↘	10 17 ↘	10 16 ↘	10 15 ↘	10 15 ↘	10 15 ↘	9 14 ↘	9 14 ↘	9 14 ↘	9 14 ↘	9 14 ↘	10 15 ↘	10 16 ↘	12 17 ↘	13 17 ↘	13 17 ↘	13 17 ↘	10 16 ↘	10 15 ↘	9 14 ↘	8 13 ↘	7 12 ↘	6 11 ↘

NOTE: This is automated data that may/may not agree with the official BAM thinking that's found on the daily slides. This data should be used as a guide only.

Houston Pilots: THU. 1/23/2025



Forecast Discussion

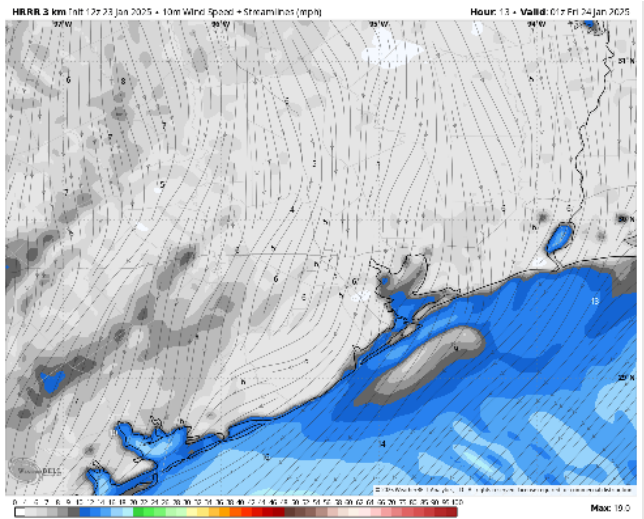
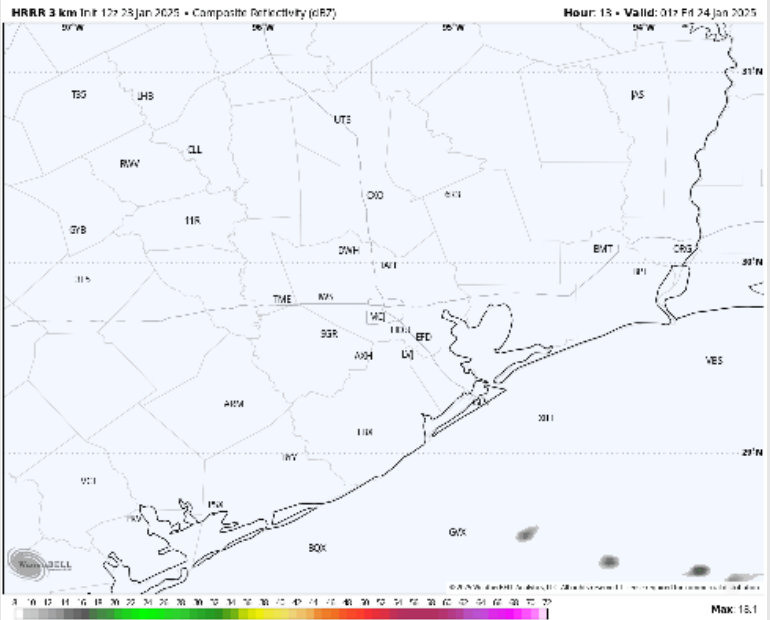
Precip: Favoring dry conditions for the remainder of the day.

Wind: Winds will be out of the N/NE for the rest of the day.
N of Morgan's Point: Winds will be at 3 – 8 kts through the entire day.
S of Morgan's Point: Winds will be at 10 – 15 kts throughout the day.

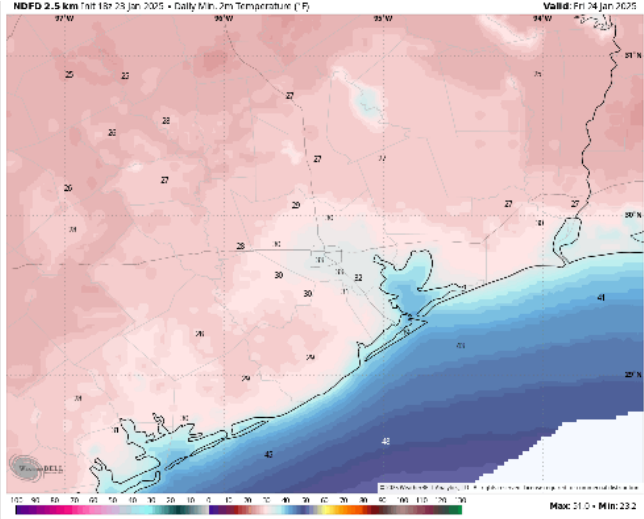
Low Temps: **N of Morgan's Point:** Near 32 F. **S of Morgan's Point:** Mid to upper 30s F.

Visibility: Not favoring any visibility concerns for today.

Precip Image: 7 PM CT



Wind Speed
7 PM CT



Low Temps
FRI AM

Houston Pilots: FRI. 1/24/2025



Forecast Discussion

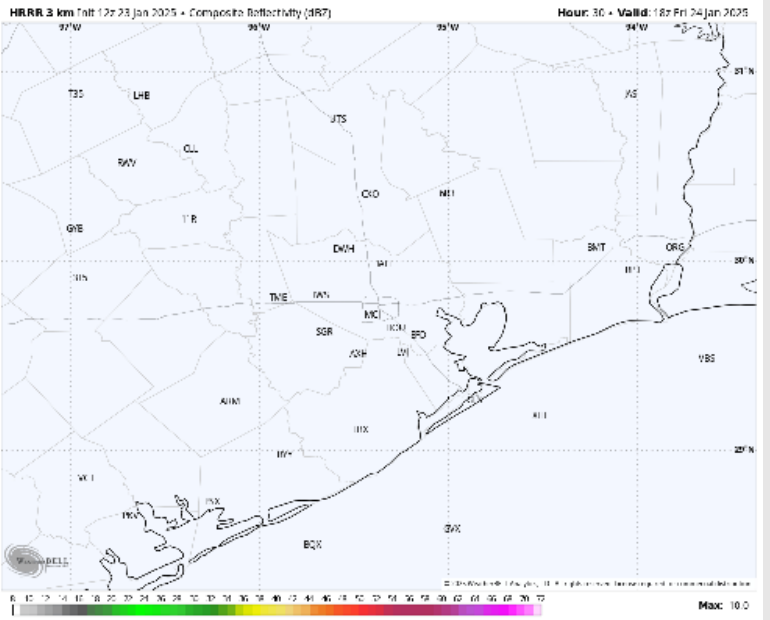
Precip: Favoring dry conditions for all of Friday.

Wind: Winds will start out of the N/ NW through 12PM before becoming variable through 7PM. Beyond 7PM, winds will shift to be out of the SE. **N of Morgan's Point:** Winds will be at 2 – 6 kts for all of Friday. **S of Morgan's Point:** Winds will be at 10 – 15 kts sustained through 11 AM, decreasing to 5 – 9 kts after that time. By 9PM, winds are anticipated to pick back up at 8 -13 kts through the rest of the night.

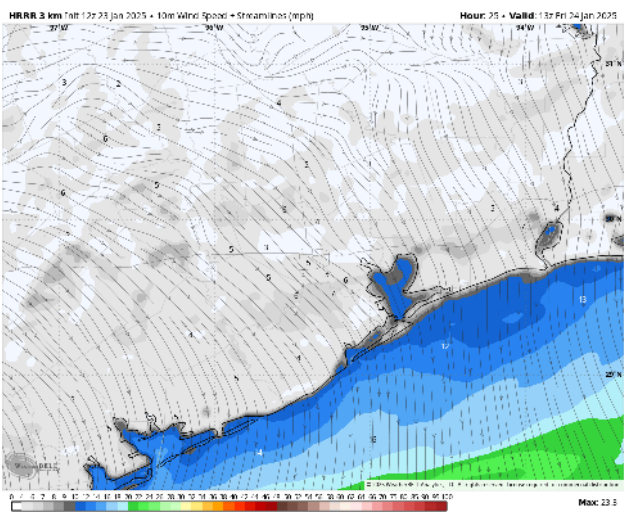
High Temps: **N of Morgan's Point:** Low 50s F. **S of Morgan's Point:** Low 50s F.

Visibility: No fog concerns for Friday.

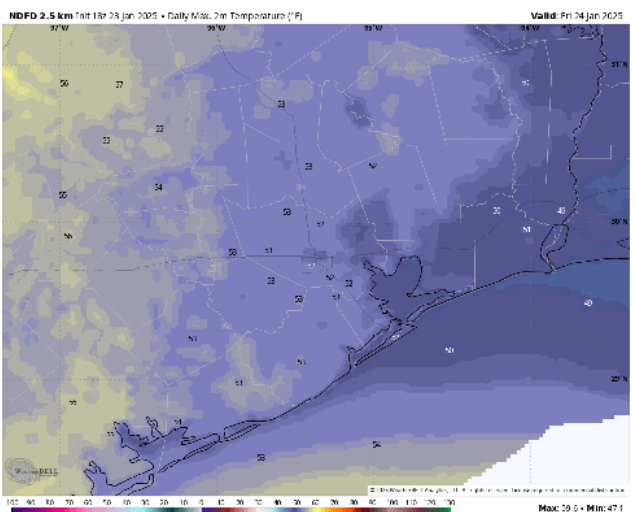
Precip Image: 12 PM CT



**Wind Speed:
7 AM CT**



**High Temps
Friday**



Houston Pilots: SAT. 1/25/2025



Forecast Discussion

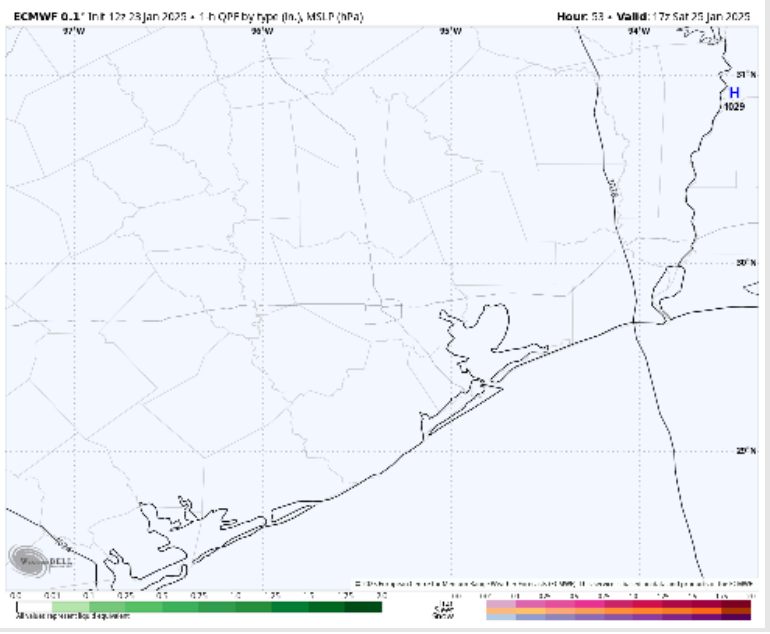
Precip: Favoring dry conditions for all of Saturday.

Wind: Winds will be out of the SE for the entire day. **N of Morgan's Point:** Winds will be at 2 – 7 kts through 12PM, before slightly increasing to 6 – 11 kts for the remainder of Saturday. **S of Morgan's Point:** Winds will be at 11 – 17 kts for all of Saturday. **Wind gusts may reach 20 – 25 kts for Stations S. of Morgan's Point.**

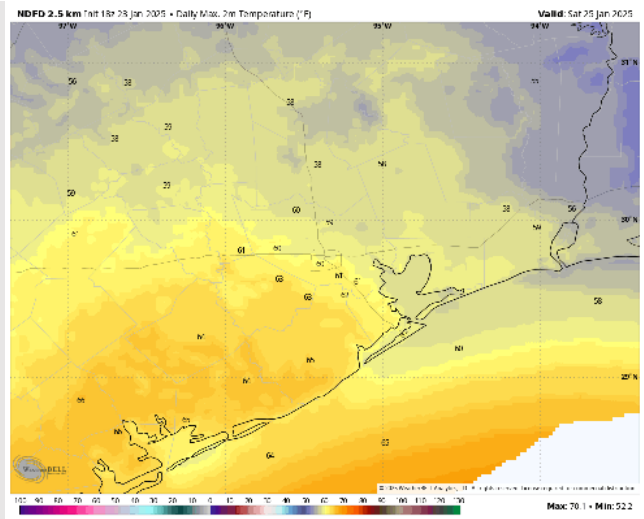
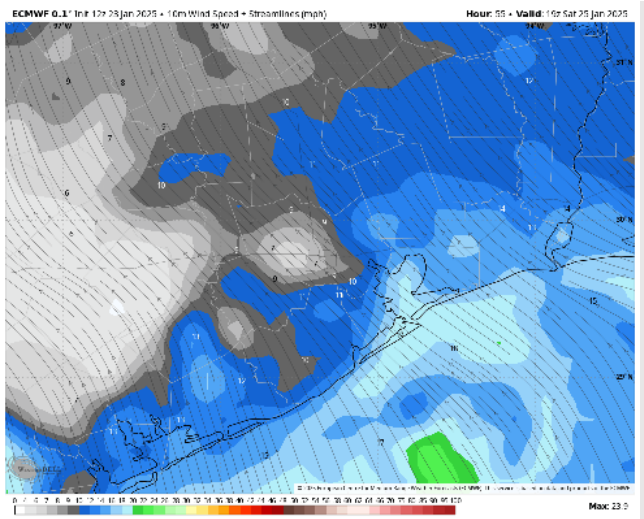
High Temps: **N of Morgan's Point:** Upper 50s F to low 60s F. **S of Morgan's Point:** Near 60 F.

Visibility: Not favoring any fog concerns for Saturday.

Precip Image: 11 AM CT



**Wind Speed:
1 PM CT**

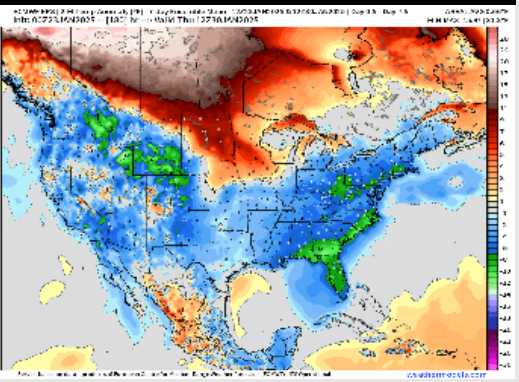


**High Temps
Saturday**

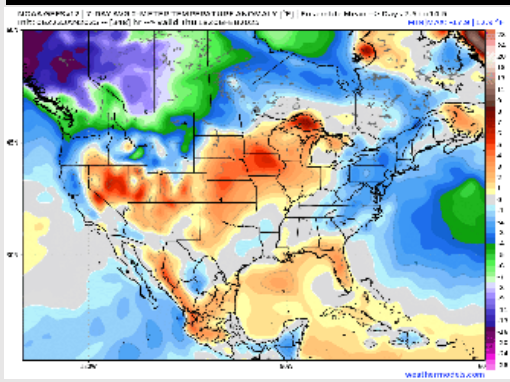
Houston Pilots: 1/23/25



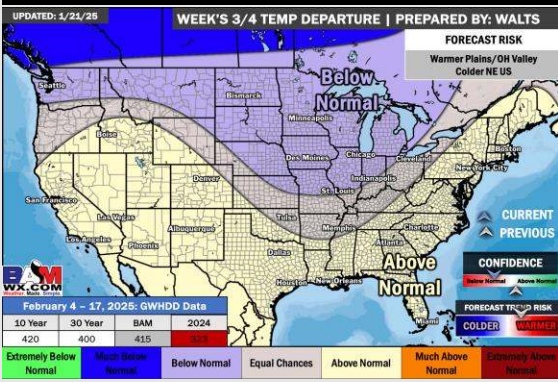
Next 7 Day Temperature Departure



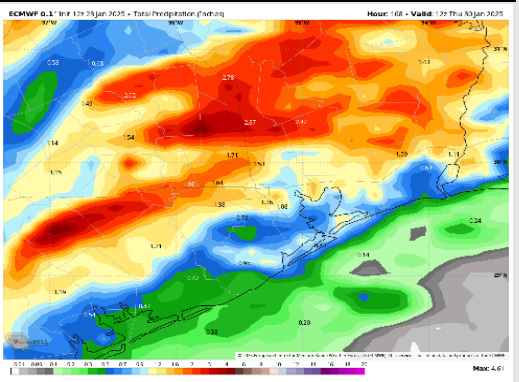
8-14 Day Temperature Departure



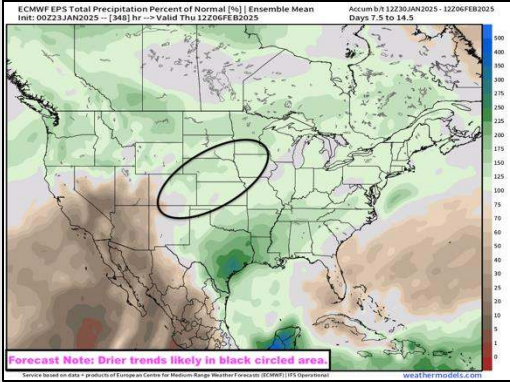
15-30 Day Temperature Departure



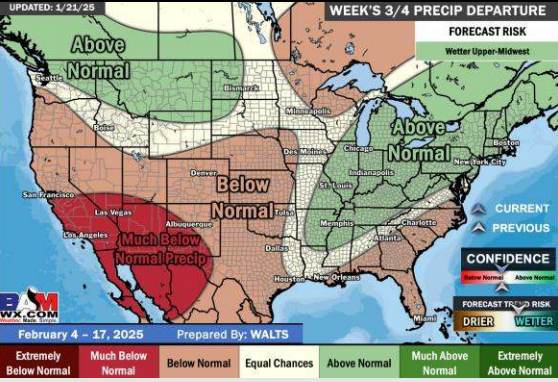
Next 7 Day Total Precipitation



8-14 Day % of Average Precip.



15-30 Day % of Average Precip.



- Temps are expected to be below normal for this week. Favoring dry conditions until the start of next week.
- Near normal temperatures and well above normal rainfall are expected for week 2.
- Above normal temperatures and below normal precipitation chances are expected for the weeks 3/4 timeframe.