

# Houston Pilots Forecast Package



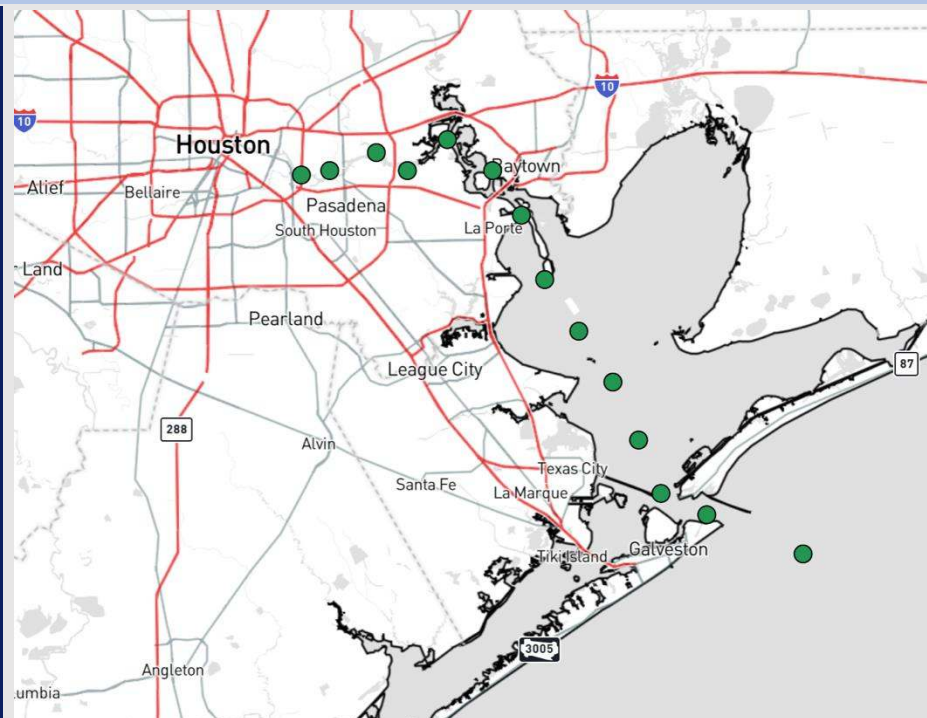
Updated: 12:55 PM CT

Wednesday, January 22, 2025

Forecaster: Hope Kleitsch

## Weather Headlines

- **We are monitoring a risk for localized fog THU AM for Stations N. of Morgan's Point. See visibility slide for more information!**
- **Wind gusts of 15 – 25 kts will be possible for Stations S. of Morgan's Point THU.**
- **Favoring dry conditions until the start of next week.**



**Current Radar: 12:55 PM CT**

As always, please do not hesitate to reach out to us with any forecast questions at **(317)-560-8122**. Press **1** for forecast questions.

You can also access real-time forecast updates and 24/7 meteorological chat assistance on your **Clarity** app. Click [here](#) for login assistance.



# Reduced Visibility Forecast (THU)



TIMEFRAME DISCUSSED	THREAT
2 AM – 8 AM THU	Low

### Forecast Confidence

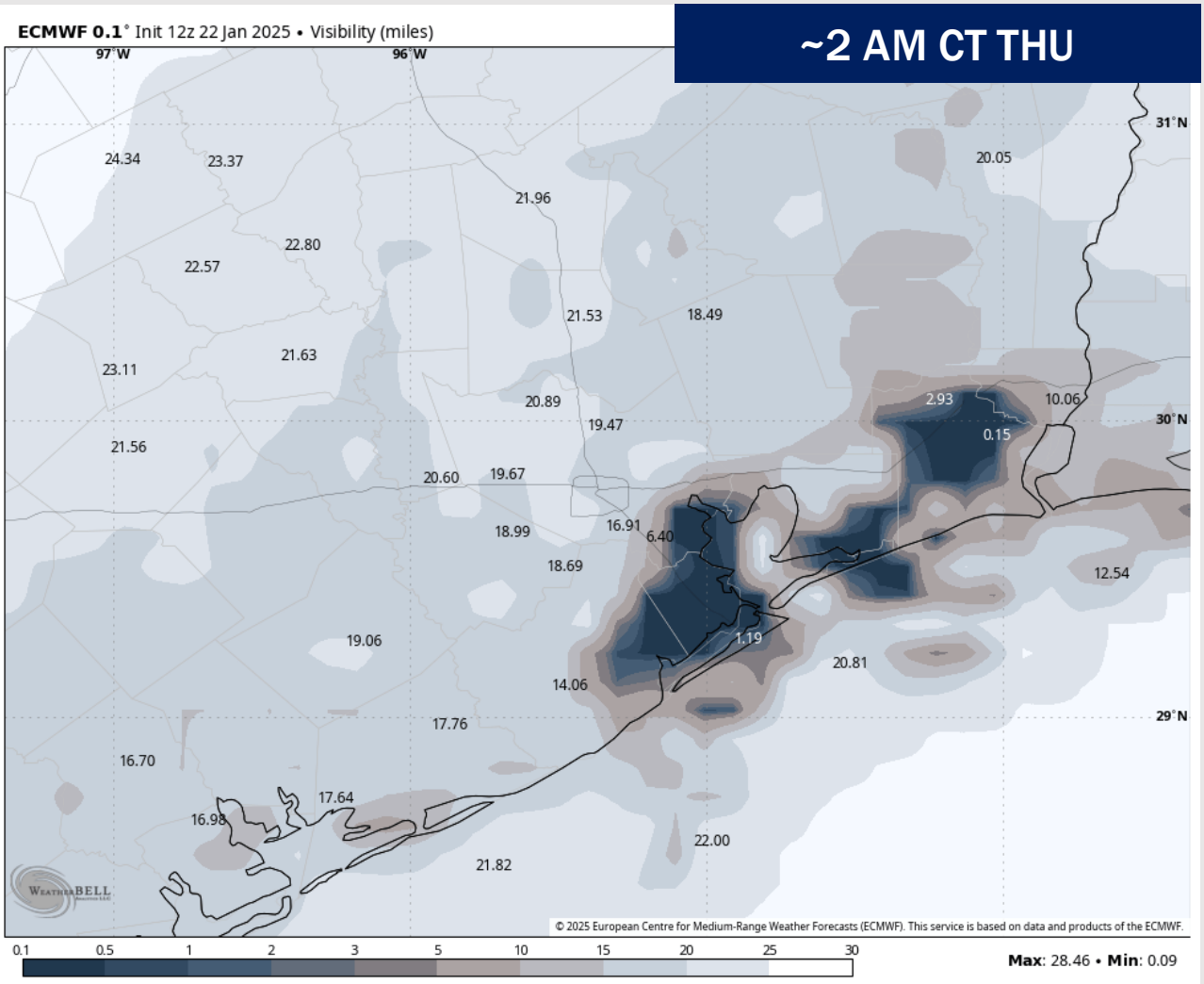
Above Normal Below Normal

Watching for a low-end risk of reduced visibility to 1 – 3 miles THU AM. Main risk will be for Station's N of Morgan's Point.

The main timeframe to watch for this risk is as early as 2 AM THU AM, with fog exiting by 8AM.

Due to low temperatures near freezing, fog may freeze onto surfaces N. of Morgan's Point.

Confidence is overall low for this threat, with fog to be very localized in nature.



# Houston Pilots Extended Range Visibility Report



## Saturday 1/25/25

Not favoring any fog Saturday.

### Forecast Confidence



## Sunday 1/26/25

No fog concerns for Sunday, however, reduced visibilities will be possible under heavy downpours.

### Forecast Confidence



## Monday 1/27/25

No fog concerns for Monday, however, reduced visibilities will be possible under heavy downpours in the early AM.

### Forecast Confidence



## Chance for Fog

Saturday AM	Unlikely
Saturday PM	Unlikely
Sunday AM	Unlikely
Sunday PM	Unlikely
Monday AM	Unlikely
Monday PM	Unlikely

# Houston Pilots Visibility Chart (miles)



## Forecast Confidence



Visibility	Wed 2 pm	Wed 3 pm	Wed 4 pm	Wed 5 pm	Wed 6 pm	Wed 7 pm	Wed 8 pm	Wed 9 pm	Wed 10 pm	Wed 11 pm	Thu 12 am	Thu 1 am	Thu 2 am	Thu 3 am	Thu 4 am	Thu 5 am	Thu 6 am	Thu 7 am	Thu 8 am	Thu 9 am	Thu 10 am	Thu 11 am	Thu 12 pm	Thu 1 pm
Houston Pilots N - 610 Bridge	10	10	10	10	10	10	10	10	10	10	10	10	10	10	10	10	10	10	10	10	10	10	10	10
Houston Pilots M - Kinder 1	10	10	10	10	10	10	10	10	10	10	10	10	10	10	10	10	10	10	10	10	10	10	10	10
Houston Pilots L - Greens Bayou	10	10	10	10	10	10	10	10	10	10	10	10	10	10	10	10	10	10	10	10	9	10	10	10
Houston Pilots K - Shell Crude	10	10	10	10	10	10	10	10	10	10	10	10	10	10	10	10	10	10	10	10	9	10	10	10
Houston Pilots J - Lynchburg Ferries	10	10	10	10	10	10	10	10	10	10	10	10	10	10	10	10	10	10	10	10	9	10	10	10
Houston Pilots I - Exxon 3	10	10	10	10	10	10	10	10	10	10	10	10	10	10	10	10	10	10	10	10	9	10	10	10
Houston Pilots H - Morgans Point	10	10	10	10	10	10	10	10	10	10	10	10	10	10	10	10	10	10	10	10	9	10	10	10
Houston Pilots G - 75/76	10	10	10	10	10	10	10	10	10	10	10	10	10	10	10	10	10	10	10	10	10	10	10	10
Houston Pilots F - 63/64	10	10	10	10	10	10	10	10	10	10	10	10	10	10	10	10	10	10	10	10	10	10	10	10
Houston Pilots E - 51/52	10	10	10	10	10	10	10	10	10	10	10	10	10	10	10	10	10	10	10	10	10	10	10	10
Houston Pilots D - 37/38	10	10	10	10	10	10	10	10	10	10	10	10	10	10	10	10	10	10	10	10	10	10	10	10
Houston Pilots C - 25/26	10	10	10	10	10	10	10	10	10	10	10	10	10	10	10	10	10	10	10	10	10	10	10	10
Houston Pilots B - 11/12	10	10	10	10	10	10	10	10	10	10	10	10	10	10	10	10	10	10	10	10	10	10	10	10
Houston Pilots A - 1 & 2 Bravo	10	10	10	10	10	10	10	10	10	10	10	10	10	10	10	10	10	10	10	10	10	10	10	10

**NOTE: This is automated data that may/may not agree with the official BAM thinking that's found on the daily slides or special visibility report slides. This data should be used as a guide only**

# Houston Pilots Wind Chart



**Sustained wind 10 Knots**

**Gusts 15 Knots**

**Wind from the SE**

**Example**

10

15

↙

Wind	Wed 2 pm	Wed 3 pm	Wed 4 pm	Wed 5 pm	Wed 6 pm	Wed 7 pm	Wed 8 pm	Wed 9 pm	Wed 10 pm	Wed 11 pm	Thu 12 am	Thu 1 am	Thu 2 am	Thu 3 am	Thu 4 am	Thu 5 am	Thu 6 am	Thu 7 am	Thu 8 am	Thu 9 am	Thu 10 am	Thu 11 am	Thu 12 pm	Thu 1 pm
Houston Pilots N - 610 Bridge	5 9 ↑	5 10 ↑	5 12 ↑	5 9 ↑	5 9 ↑	3 7 ↑	2 6 ↑	2 5 ↑	1 5 ↑	1 3 ↑	1 3 ↗	1 5 ↓	1 5 ↓	2 5 ↓	2 6 ↓	3 7 ↓	3 7 ↓	3 8 ↓	5 9 ↓	5 9 ↓	6 12 ↓	6 13 ↓	7 15 ↓	8 16 ↓
Houston Pilots M - Kinder 1	5 9 ↑	5 10 ↑	5 12 ↑	5 9 ↑	5 9 ↑	3 7 ↑	2 6 ↑	1 5 ↑	1 5 ↑	1 3 ↑	1 3 ↗	1 5 ↓	1 5 ↓	2 6 ↓	2 6 ↓	3 7 ↓	3 7 ↓	3 8 ↓	5 9 ↓	5 9 ↓	6 12 ↓	6 13 ↓	7 15 ↓	8 16 ↓
Houston Pilots L - Greens Bayou	5 9 ↑	5 10 ↑	6 12 ↑	6 9 ↑	5 9 ↑	3 7 ↑	2 6 ↑	2 5 ↑	1 5 ↑	1 3 ↑	1 3 ↗	1 5 ↓	1 5 ↓	2 6 ↓	2 6 ↓	3 7 ↓	3 7 ↓	3 8 ↓	5 9 ↓	5 12 ↓	6 13 ↓	6 15 ↓	8 16 ↓	8 16 ↓
Houston Pilots K - Shell Crude	5 9 ↑	6 10 ↑	6 12 ↑	6 9 ↑	5 9 ↑	3 7 ↑	2 6 ↑	2 5 ↑	1 5 ↑	1 3 ↑	1 3 ↗	1 5 ↓	1 5 ↓	2 6 ↓	3 7 ↓	3 7 ↓	3 7 ↓	3 8 ↓	5 8 ↓	5 12 ↓	6 13 ↓	6 15 ↓	8 16 ↓	8 16 ↓
Houston Pilots J - Lynchburg Ferries	5 10 ↑	6 10 ↑	6 12 ↑	5 9 ↑	5 9 ↑	3 7 ↑	2 6 ↑	1 5 ↑	1 3 ↑	1 3 ↑	1 3 ↗	1 3 ↓	1 5 ↓	2 5 ↓	2 6 ↓	3 7 ↓	3 7 ↓	3 7 ↓	3 8 ↓	5 9 ↓	6 10 ↓	6 13 ↓	8 15 ↓	8 16 ↓
Houston Pilots I - Exxon 3	6 10 ↑	6 12 ↑	6 13 ↑	6 10 ↑	6 9 ↑	6 8 ↑	5 7 ↑	3 6 ↑	3 6 ↑	3 6 ↑	3 6 ↗	3 6 ↓	3 6 ↓	5 7 ↓	5 7 ↓	6 7 ↓	6 8 ↓	6 9 ↓	7 10 ↓	7 10 ↓	8 12 ↓	8 13 ↓	8 15 ↓	9 17 ↓
Houston Pilots H - Morgans Point	6 10 ↑	6 12 ↑	6 12 ↑	6 10 ↑	6 9 ↑	6 8 ↑	5 7 ↑	3 6 ↑	3 6 ↑	3 6 ↑	3 6 ↗	3 6 ↓	3 7 ↓	5 7 ↓	5 7 ↓	6 8 ↓	6 8 ↓	6 9 ↓	7 10 ↓	7 10 ↓	8 13 ↓	8 14 ↓	8 15 ↓	9 17 ↓
Houston Pilots G - 75/76	6 10 ↑	6 13 ↑	7 13 ↑	7 12 ↑	6 10 ↑	6 9 ↑	6 8 ↑	5 7 ↑	5 7 ↑	3 7 ↑	3 6 ↗	5 7 ↓	5 7 ↓	6 7 ↓	6 8 ↓	7 9 ↓	8 10 ↓	8 12 ↓	8 13 ↓	9 13 ↓	9 14 ↓	9 16 ↓	10 17 ↓	10 17 ↓
Houston Pilots F - 63/64	6 10 ↑	6 12 ↑	6 13 ↑	6 10 ↑	6 10 ↑	6 9 ↑	6 8 ↑	5 7 ↑	5 7 ↑	3 7 ↑	3 6 ↗	5 7 ↓	5 7 ↓	6 7 ↓	6 9 ↓	7 9 ↓	8 10 ↓	8 12 ↓	9 13 ↓	9 14 ↓	10 15 ↓	10 16 ↓	10 17 ↓	10 17 ↓
Houston Pilots E - 51/52	5 10 ↑	6 12 ↑	6 13 ↑	6 10 ↑	6 10 ↑	6 9 ↑	6 8 ↑	5 7 ↑	5 7 ↑	3 7 ↑	3 6 ↗	3 7 ↓	5 7 ↓	6 8 ↓	7 9 ↓	7 10 ↓	8 12 ↓	9 13 ↓	9 14 ↓	10 15 ↓	10 16 ↓	10 17 ↓	10 17 ↓	10 17 ↓
Houston Pilots D - 37/38	6 10 ↑	6 12 ↑	6 13 ↑	6 10 ↑	6 10 ↑	6 9 ↑	6 8 ↑	5 7 ↑	5 7 ↑	3 7 ↑	3 6 ↗	3 7 ↓	5 7 ↓	6 7 ↓	7 9 ↓	8 10 ↓	8 12 ↓	9 13 ↓	10 14 ↓	10 15 ↓	10 17 ↓	10 17 ↓	12 17 ↓	12 18 ↓
Houston Pilots C - 25/26	6 10 ↑	6 12 ↑	7 13 ↑	6 10 ↑	6 10 ↑	6 9 ↑	6 8 ↑	5 8 ↑	5 8 ↑	3 7 ↑	3 7 ↑	3 7 ↑	5 7 ↑	6 7 ↓	7 9 ↓	8 10 ↓	8 13 ↓	9 14 ↓	10 14 ↓	10 15 ↓	10 16 ↓	12 17 ↓	12 18 ↓	13 18 ↓
Houston Pilots B - 11/12	6 9 ↑	6 12 ↑	7 12 ↑	6 10 ↑	6 10 ↑	6 9 ↑	6 8 ↑	5 8 ↑	3 7 ↑	3 7 ↑	3 7 ↑	3 7 ↑	5 7 ↑	6 8 ↓	6 10 ↓	7 12 ↓	8 13 ↓	9 14 ↓	10 15 ↓	10 16 ↓	10 17 ↓	12 17 ↓	12 18 ↓	13 18 ↓
Houston Pilots A - 1 & 2 Bravo	6 9 ↑	6 10 ↑	6 12 ↑	7 12 ↑	7 12 ↑	8 12 ↑	7 10 ↑	6 9 ↑	6 8 ↑	5 7 ↑	5 7 ↑	5 7 ↑	6 7 ↑	7 8 ↓	8 12 ↓	9 13 ↓	10 14 ↓	10 14 ↓	10 16 ↓	12 17 ↓	13 18 ↓	13 18 ↓	13 20 ↓	13 21 ↓

**NOTE: This is automated data that may/may not agree with the official BAM thinking that's found on the daily slides. This data should be used as a guide only.**



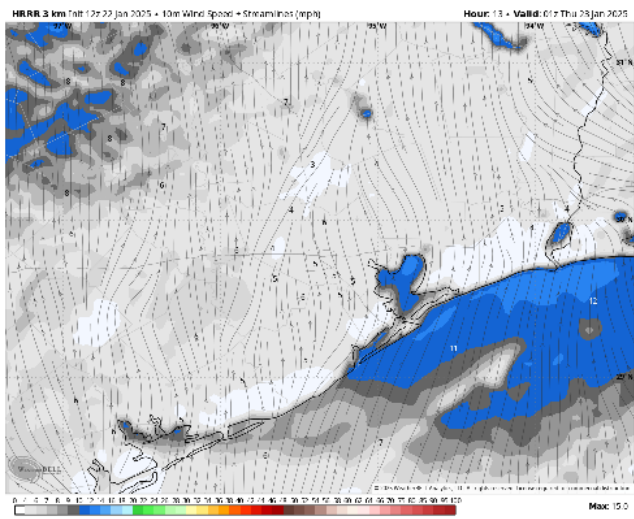
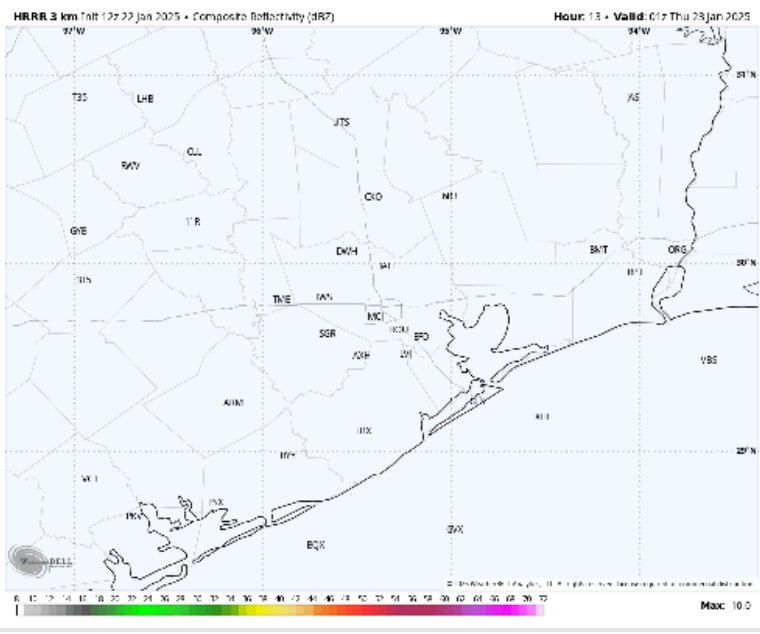
# Houston Pilots: WED. 1/22/2025



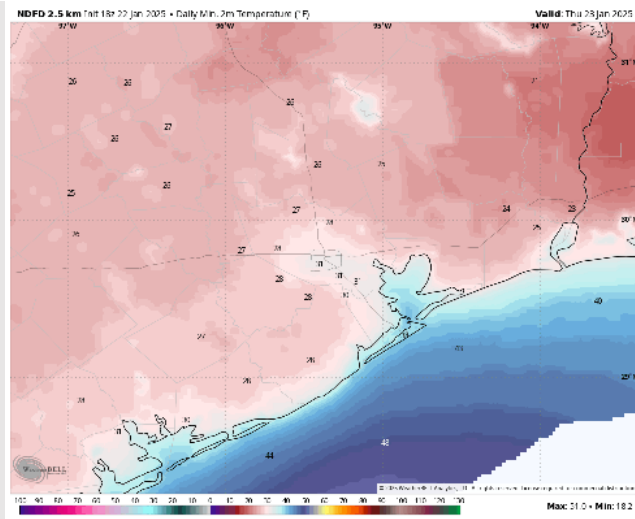
## Forecast Discussion

- Precip:** Favoring dry conditions for the rest of the day.
- Wind:** Winds will be out of the SE, becoming variable after 10PM. **N of Morgan's Point:** Winds will be at 2 – 7 kts throughout the day. **S of Morgan's Point:** Winds will be at 5 – 10 kts for the remainder of the day.
- Low Temps:** **N of Morgan's Point:** Near 32 F. **S of Morgan's Point:** Mid to upper 30s F.
- Visibility:** Not favoring any fog concerns today.

## Precip Image: 1 PM CT



Wind Speed:  
7 PM CT



Low Temps  
THU AM



# Houston Pilots: FRI. 1/24/2025



## Forecast Discussion

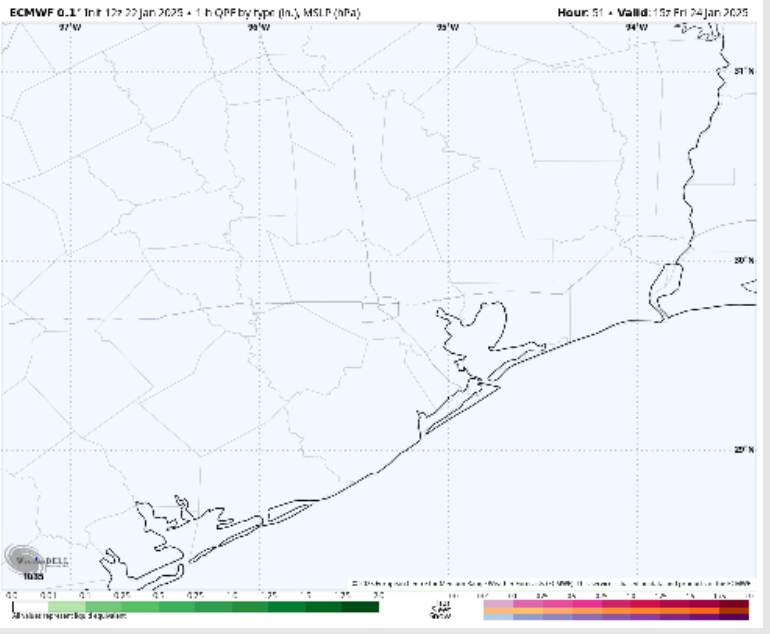
**Precip:** Favoring dry conditions for all of Friday.

**Wind:** Winds will start out of the N/ NW through 11AM before becoming variable through 5PM. Beyond 5PM, winds will shift to be out of the SE. **N of Morgan's Point:** Winds will be at 2 – 5 kts for all of Friday. **S of Morgan's Point:** Winds will be at 9 – 14 kts sustained through 9 AM, decreasing to 5 – 9 kts after that time.

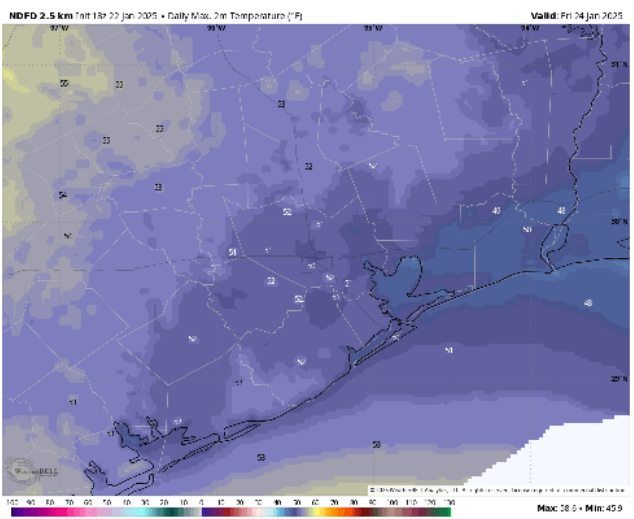
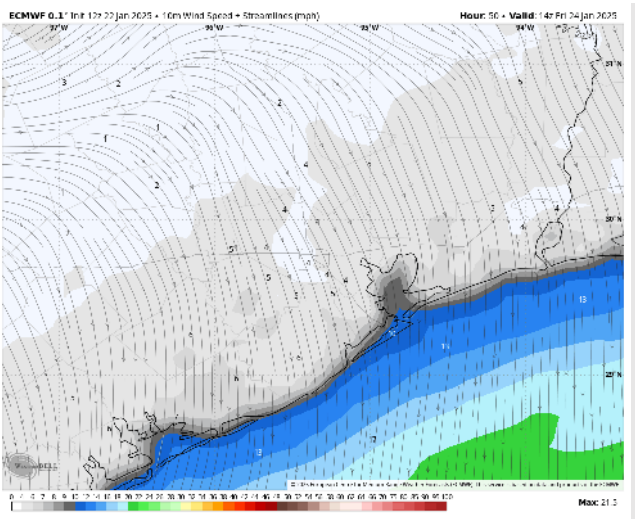
**High Temps:** **N of Morgan's Point:** Low 50s F. **S of Morgan's Point:** Near 50 F.

**Visibility:** No fog concerns for Friday.

## Precip Image: 9 AM CT



**Wind Speed:  
8 AM CT**



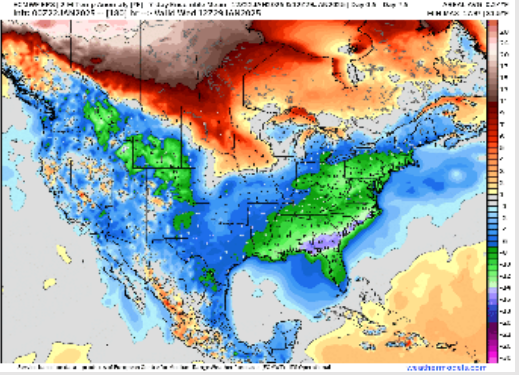
**High Temps  
Friday**



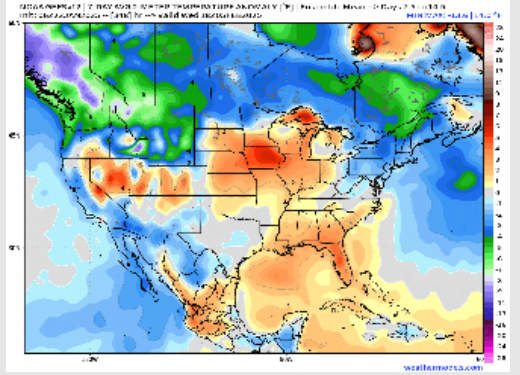
# Houston Pilots: 1/22/25



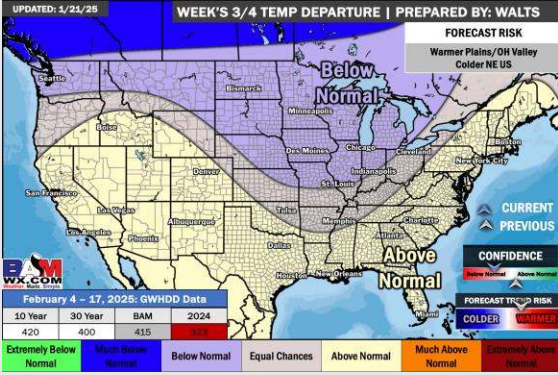
**Next 7 Day Temperature Departure**



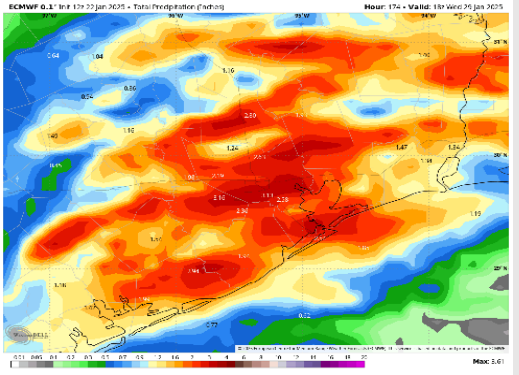
**8-14 Day Temperature Departure**



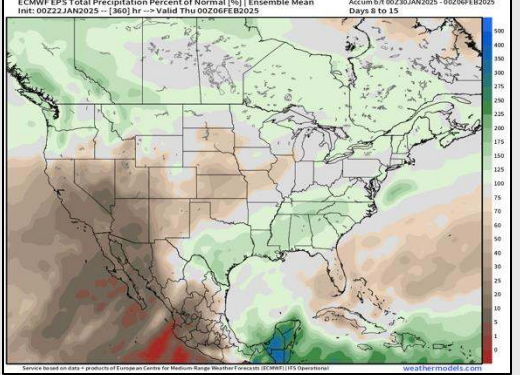
**15-30 Day Temperature Departure**



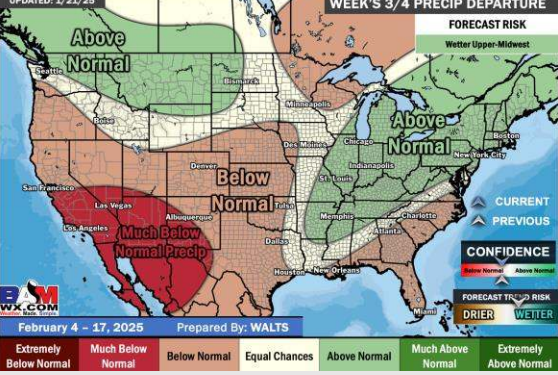
**Next 7 Day Total Precipitation**



**8-14 Day % of Average Precip.**



**15-30 Day % of Average Precip.**



- Temps are expected to be below normal for this week. Favoring dry conditions until the start of next week.
- Slightly above normal temperatures and above normal rainfall are expected for week 2.
- Above normal temperatures and below normal precipitation chances are expected for the weeks 3/4 timeframe.