

Houston Pilots Forecast Package



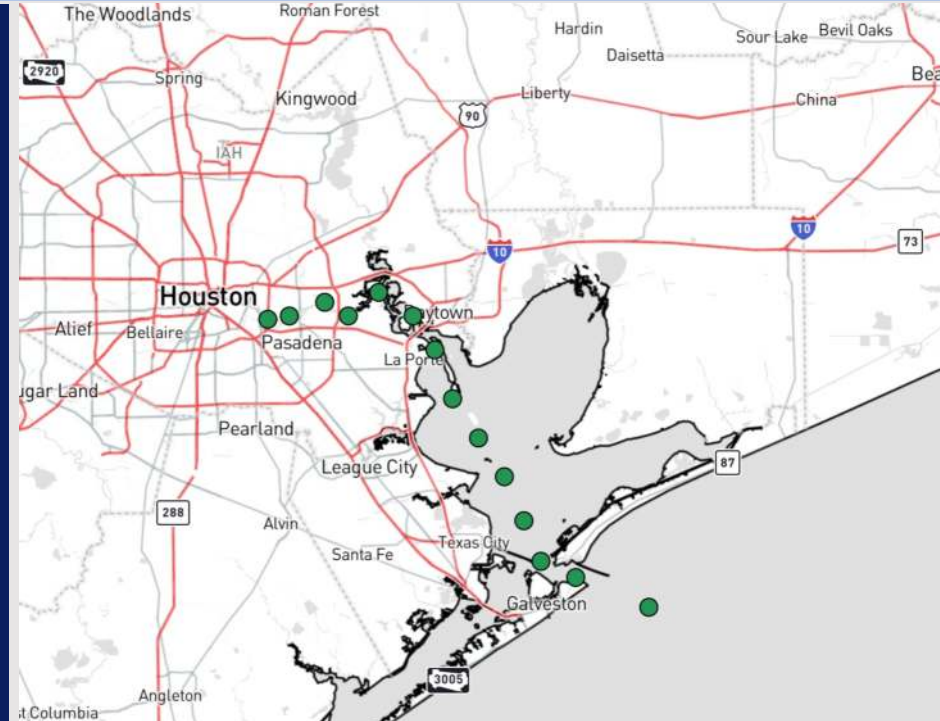
Updated: 1:00 AM CT

Sunday, December 1, 2024

Forecaster: Tyler Riggles

Weather Headlines

- Favoring dry conditions for the next 72 hours.
- Wind gusts of 20 – 25 kts will return to start the week Monday and Tuesday.
- No visibility concerns into early next week.



Current Radar: 12:51 AM CT



As always, please do not hesitate to reach out to us with any forecast questions via the chat option on Clarity or our on-call number, **(317)-560-8122** press **1** for forecast questions.

Houston Pilots Extended Range Visibility Report



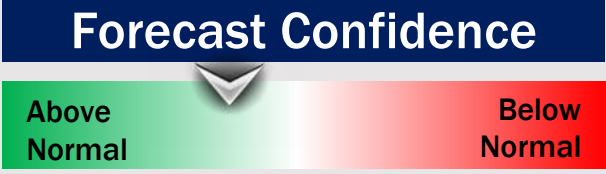
Wednesday 12/4/24

Fog not favored for WED.



Thursday 12/5/24

Fog not favored for THU.



Friday 12/6/24

Fog not favored for FRI.



Chance for Fog

Wednesday AM	Unlikely
Wednesday PM	Unlikely
Thursday AM	Unlikely
Thursday PM	Unlikely
Friday AM	Unlikely
Friday PM	Unlikely

Houston Pilots Visibility Chart (miles)



Forecast Confidence



Visibility	Sun 2 am	Sun 3 am	Sun 4 am	Sun 5 am	Sun 6 am	Sun 7 am	Sun 8 am	Sun 9 am	Sun 10 am	Sun 11 am	Sun 12 pm	Sun 1 pm	Sun 2 pm	Sun 3 pm	Sun 4 pm	Sun 5 pm	Sun 6 pm	Sun 7 pm	Sun 8 pm	Sun 9 pm	Sun 10 pm	Sun 11 pm	Mon 12 am	Mon 1 am
Houston Pilots N - 610 Bridge	10	10	10	10	10	10	10	10	10	10	10	10	10	10	10	10	10	10	10	10	10	10	10	10
Houston Pilots M - Kinder 1	10	10	10	10	10	10	10	10	10	10	10	10	10	10	10	10	10	10	10	10	10	10	10	10
Houston Pilots L - Greens Bayou	10	10	10	10	10	10	10	10	10	10	10	10	10	10	10	10	10	10	10	10	10	10	10	10
Houston Pilots K - Shell Crude	10	10	10	10	10	10	10	10	10	10	10	10	10	10	10	10	10	10	10	10	10	10	10	10
Houston Pilots J - Lynchburg Ferries	10	10	10	10	10	10	10	10	10	10	10	10	10	10	10	10	10	10	10	10	10	10	10	10
Houston Pilots I - Exxon 3	10	10	10	10	10	10	10	10	10	10	10	10	10	10	10	10	10	10	10	10	10	10	10	10
Houston Pilots H - Morgans Point	10	10	10	10	10	10	10	10	10	10	10	10	10	10	10	10	10	10	10	10	10	10	10	10
Houston Pilots G - 75/76	10	10	10	10	10	10	10	10	10	10	10	10	10	10	10	10	10	10	10	10	10	10	10	10
Houston Pilots F - 63/64	10	10	10	10	10	10	10	10	10	10	10	10	10	10	10	10	10	10	10	10	10	10	10	10
Houston Pilots E - 51/52	10	10	10	10	10	10	10	10	10	10	10	10	10	10	10	10	10	10	10	10	10	10	10	10
Houston Pilots D - 37/38	10	10	10	10	10	10	10	10	10	10	10	10	10	10	10	10	10	10	10	10	10	10	10	10
Houston Pilots C - 25/26	10	10	10	10	10	10	10	10	10	10	10	10	10	10	10	10	10	10	10	10	10	10	10	10
Houston Pilots B - 11/12	10	10	10	10	10	10	10	10	10	10	10	10	10	10	10	10	10	10	10	10	10	10	10	10
Houston Pilots A - 1 & 2 Bravo	10	10	10	10	10	10	10	10	10	10	10	10	10	10	10	10	10	10	10	10	10	10	10	10

NOTE: This is automated data that may/may not agree with the official BAM thinking that's found on the daily slides or special visibility report slides. This data should be used as a guide only

Houston Pilots Wind Chart



Sustained wind 10 Knots

Gusts 15 Knots

Wind from the SE

Example

10

15

↖

Wind	Sun 2 am	Sun 3 am	Sun 4 am	Sun 5 am	Sun 6 am	Sun 7 am	Sun 8 am	Sun 9 am	Sun 10 am	Sun 11 am	Sun 12 pm	Sun 1 pm	Sun 2 pm	Sun 3 pm	Sun 4 pm	Sun 5 pm	Sun 6 pm	Sun 7 pm	Sun 8 pm	Sun 9 pm	Sun 10 pm	Sun 11 pm	Mon 12 am	Mon 1 am
Houston Pilots N - 610 Bridge	2 ←	3 ←	3 ←	3 ←	3 ←	3 ←	3 ←	3 ←	5 ←	6 ←	6 ←	6 ←	6 ←	6 ←	6 ←	6 ←	6 ←	5 ←	3 ←	3 ←	3 ←	3 ←	3 ←	5 ←
Houston Pilots M - Kinder 1	2 ←	3 ←	3 ←	3 ←	3 ←	3 ←	3 ←	5 ←	5 ←	6 ←	6 ←	6 ←	6 ←	6 ←	6 ←	6 ←	6 ←	5 ←	3 ←	3 ←	3 ←	3 ←	3 ←	5 ←
Houston Pilots L - Greens Bayou	2 ←	3 ←	3 ←	3 ←	3 ←	3 ←	3 ←	5 ←	5 ←	6 ←	6 ←	6 ←	6 ←	6 ←	6 ←	6 ←	6 ←	5 ←	5 ←	3 ←	3 ←	3 ←	3 ←	5 ←
Houston Pilots K - Shell Crude	2 ←	3 ←	3 ←	3 ←	3 ←	3 ←	3 ←	5 ←	5 ←	6 ←	6 ←	7 ←	6 ←	6 ←	6 ←	6 ←	6 ←	5 ←	5 ←	5 ←	5 ←	5 ←	5 ←	5 ←
Houston Pilots J - Lynchburg Ferries	2 ←	2 ←	3 ←	3 ←	3 ←	3 ←	3 ←	3 ←	5 ←	6 ←	6 ←	6 ←	6 ←	6 ←	6 ←	6 ←	6 ←	5 ←	3 ←	3 ←	3 ←	3 ←	3 ←	3 ←
Houston Pilots I - Exxon 3	6 ←	6 ←	6 ←	6 ←	6 ←	7 ←	7 ←	7 ←	7 ←	7 ←	8 ←	8 ←	8 ←	8 ←	8 ←	8 ←	8 ←	8 ←	7 ←	7 ←	7 ←	8 ←	8 ←	8 ←
Houston Pilots H - Morgans Point	6 ←	6 ←	6 ←	6 ←	7 ←	7 ←	7 ←	7 ←	7 ←	7 ←	8 ←	8 ←	8 ←	8 ←	8 ←	8 ←	8 ←	8 ←	8 ←	8 ←	8 ←	8 ←	8 ←	8 ←
Houston Pilots G - 75/76	6 ←	7 ←	8 ←	8 ←	8 ←	9 ←	8 ←	8 ←	8 ←	8 ←	8 ←	8 ←	8 ←	8 ←	8 ←	8 ←	8 ←	8 ←	8 ←	8 ←	9 ←	9 ←	9 ←	10 ←
Houston Pilots F - 63/64	6 ←	7 ←	8 ←	8 ←	8 ←	9 ←	9 ←	9 ←	9 ←	8 ←	8 ←	8 ←	8 ←	8 ←	8 ←	8 ←	8 ←	8 ←	8 ←	9 ←	9 ←	9 ←	10 ←	10 ←
Houston Pilots E - 51/52	6 ←	7 ←	8 ←	8 ←	8 ←	9 ←	9 ←	9 ←	9 ←	9 ←	9 ←	9 ←	8 ←	8 ←	8 ←	8 ←	8 ←	9 ←	9 ←	9 ←	9 ←	10 ←	10 ←	10 ←
Houston Pilots D - 37/38	6 ←	7 ←	7 ←	8 ←	8 ←	9 ←	9 ←	10 ←	10 ←	10 ←	10 ←	10 ←	9 ←	9 ←	9 ←	9 ←	9 ←	9 ←	9 ←	10 ←	10 ←	10 ←	10 ←	10 ←
Houston Pilots C - 25/26	6 ←	6 ←	7 ←	8 ←	8 ←	9 ←	10 ←	10 ←	10 ←	10 ←	10 ←	10 ←	10 ←	10 ←	10 ←	10 ←	10 ←	10 ←	10 ←	10 ←	10 ←	10 ←	10 ←	10 ←
Houston Pilots B - 11/12	6 ←	6 ←	6 ←	7 ←	8 ←	8 ←	9 ←	10 ←	10 ←	10 ←	10 ←	10 ←	10 ←	10 ←	10 ←	10 ←	10 ←	9 ←	9 ←	9 ←	9 ←	9 ←	9 ←	10 ←
Houston Pilots A - 1 & 2 Bravo	7 ←	7 ←	8 ←	8 ←	10 ←	10 ←	10 ←	12 ←	12 ←	12 ←	12 ←	12 ←	12 ←	12 ←	12 ←	12 ←	12 ←	12 ←	12 ←	12 ←	12 ←	12 ←	13 ←	13 ←

NOTE: This is automated data that may/may not agree with the official BAM thinking that's found on the daily slides. This data should be used as a guide only.

Houston Pilots: SUN. 12/1/2024



Forecast Discussion

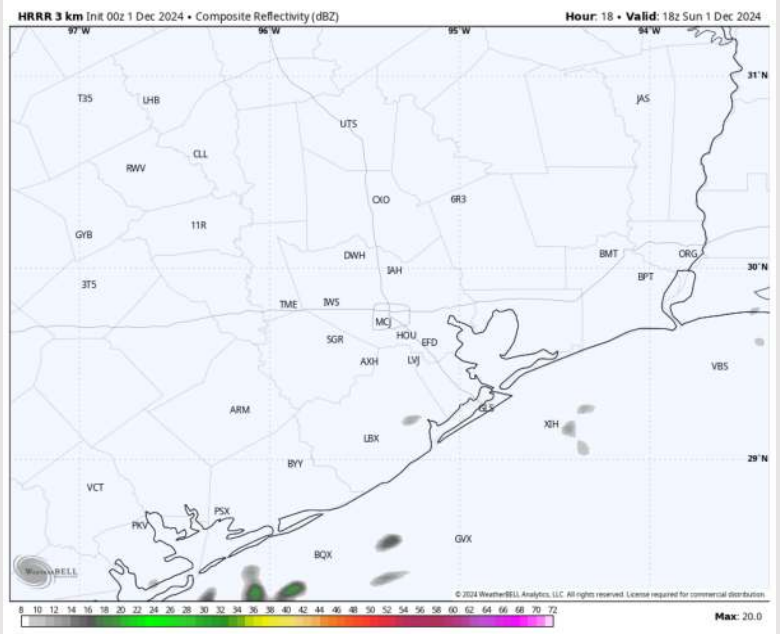
Precip: Favoring dry conditions for today.

Wind: Winds will be out of the NE throughout the day. **N of Morgan's Point:** Winds will be at 3 - 8 kts throughout the day. **S of Morgan's Point:** Winds will be at 6 - 12 kts throughout the day.

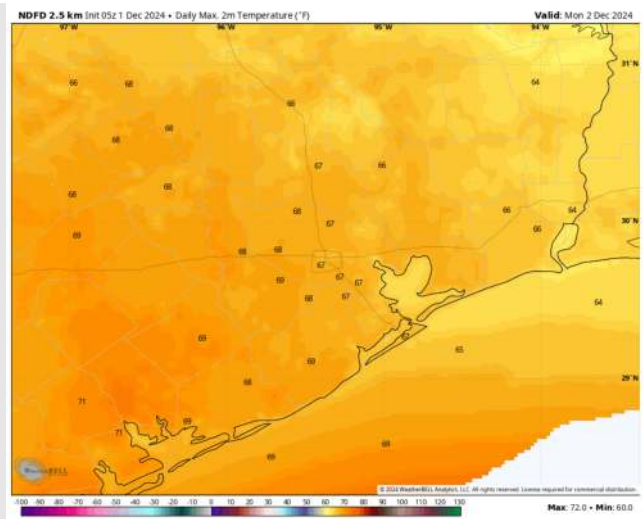
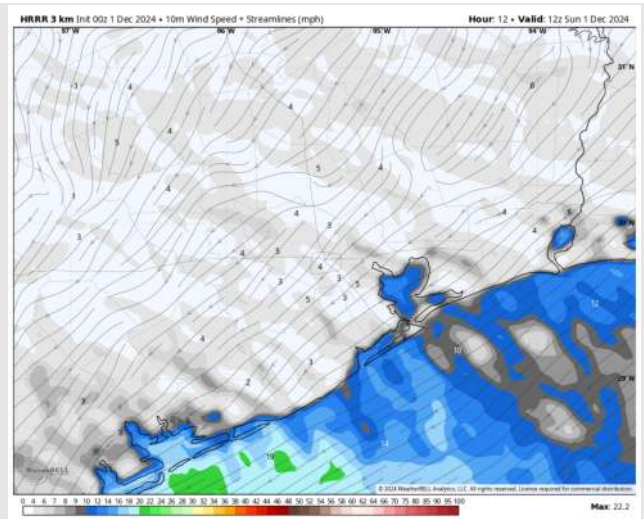
High Temps: **N of Morgan's Point:** Mid to upper 60s F. **S of Morgan's Point:** Mid 60s F.

Visibility: No visibility concerns for today.

Precip Image: 12 PM CT



Wind Speed:
6 AM CT



High Temps
Today

Houston Pilots: MON. 12/2/2024



Forecast Discussion

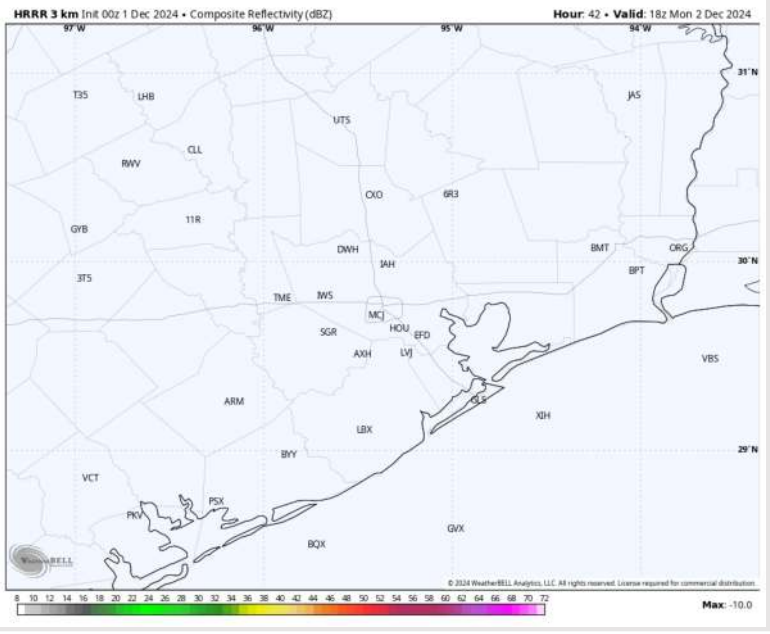
Precip: Favoring dry conditions for the day on Monday.

Wind: Winds will be out of the ENE/E throughout the day on Monday. **N of Morgan's Point:** Winds will be at 3 - 8 kts throughout Monday. **S of Morgan's Point:** Winds at 10- 14 kts throughout Monday. **A few gusts S of Morgan's Point of 20 - 25 kts will be possible throughout the day Monday**

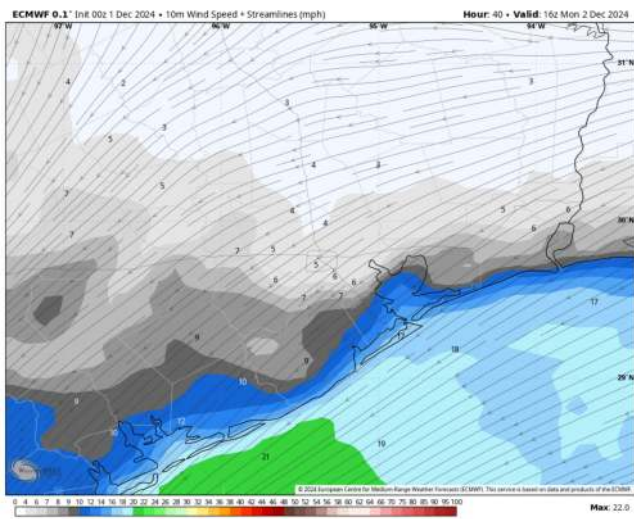
High Temps: **N of Morgan's Point:** Mid to upper 60s F. **S of Morgan's Point:** Mid 60s F.

Visibility: No visibility concerns for Monday

Precip Image: 12 PM CT

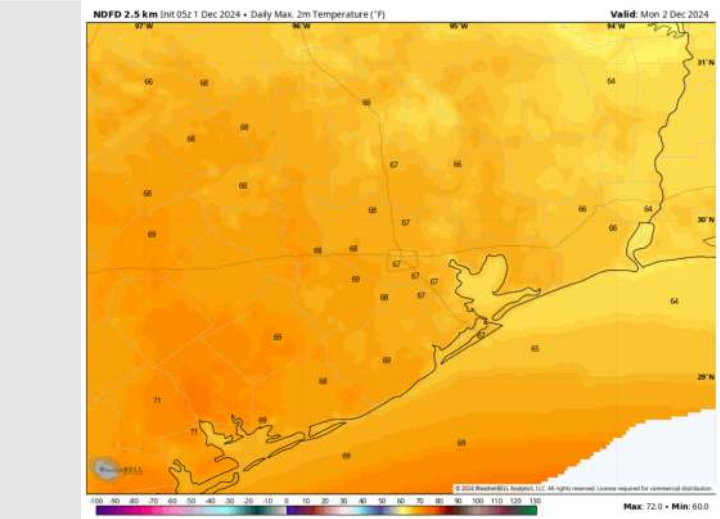


Wind Speed: 10 AM CT



Wind Speed:
10 AM CT

High Temps Monday



High Temps
Monday

Houston Pilots: TUE. 12/3/2024



Forecast Discussion

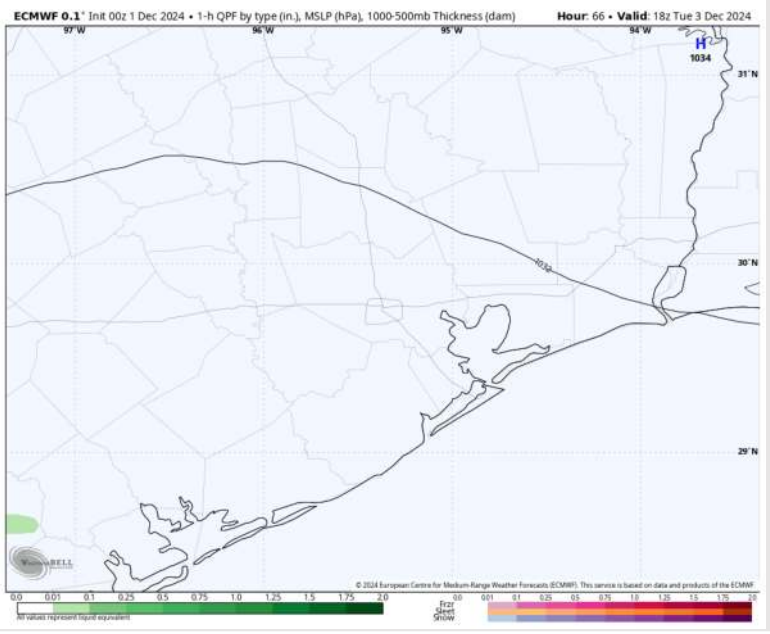
Precip: Favoring dry conditions for Tuesday.

Wind: Winds will be out E/ENE through 4 PM, gradually rotating clockwise and settling out of the SE by 10 PM. **N of Morgan's Point:** Winds will be at 3 – 8 kts throughout Tuesday. **S of Morgan's Point:** Winds will be at 14 – 19 kts throughout the day, slightly higher at 17 – 22 kts for the Boarding Station and 11/12. **Wind gusts of 20 – 25 kts in play for Stations S of Morgan's Point throughout the day.**

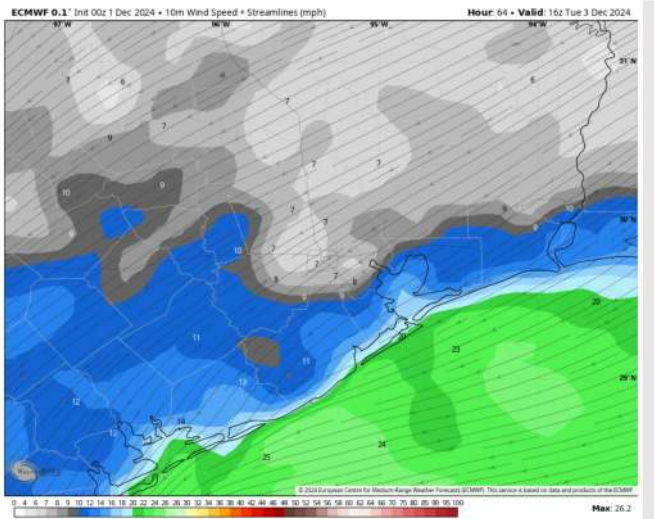
High Temps: **N of Morgan's Point:** Mid 60s F. **S of Morgan's Point:** Mid to Upper 60s F.

Visibility: No fog concerns for Tuesday.

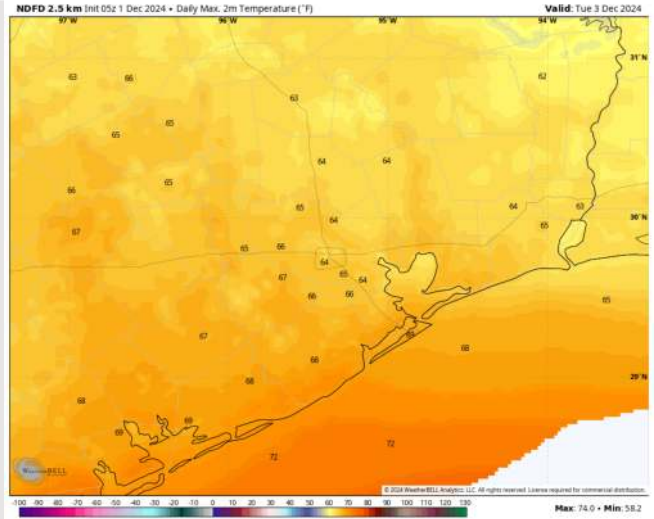
Precip Image: 12 PM CT



Wind Speed



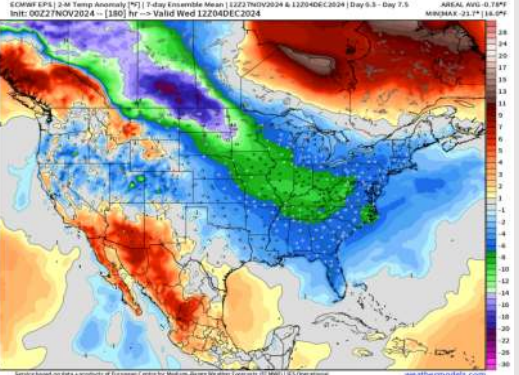
Wind Speed
10 AM CT



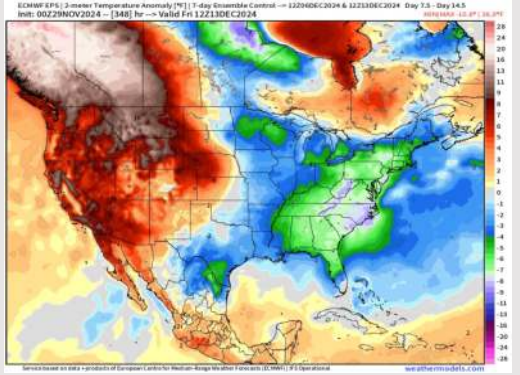
High Temps
Tuesday

Houston Pilots: 12/1/24

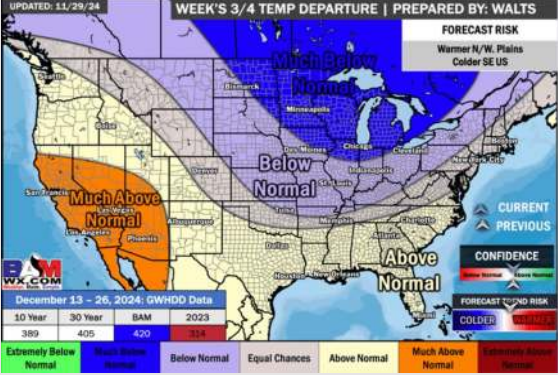
Next 7 Day Temperature Departure



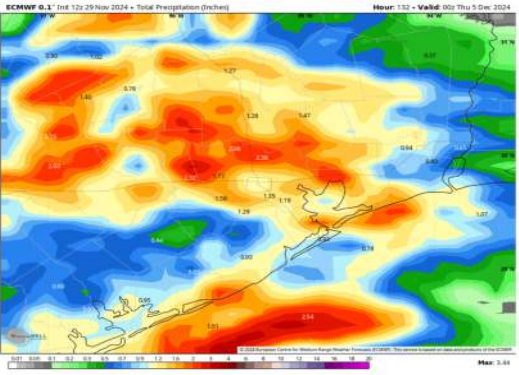
8-14 Day Temperature Departure



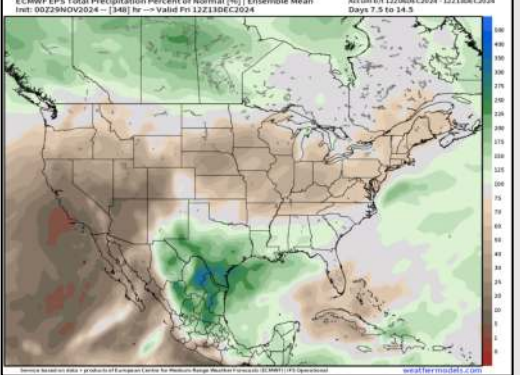
15-30 Day Temperature Departure



Next 7 Day Total Precipitation



8-14 Day % of Average Precip.



15-30 Day % of Average Precip.



- Temps are expected to be slightly below normal for the week 1 timeframe. Dry conditions favored to start the week 1 timeframe with rain chances arriving during the middle of next week.
- Below normal temperatures are favored for week 2. Favoring above normal rainfall week 2.
- Slightly above normal temperatures and near normal precipitation chances are expected for the weeks ¾ timeframe.