

Houston Pilots Forecast Package



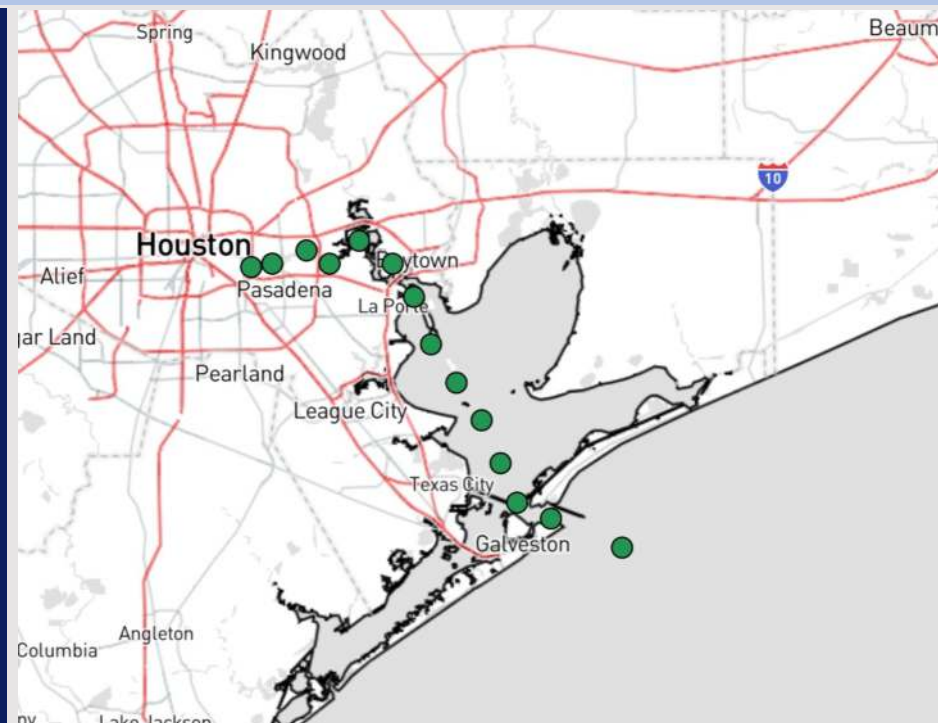
Updated: 12:00 AM CT

Sunday, December 29, 2024

Forecaster: Tyler Riggles

Weather Headlines

- Patchy fog will be possible from 4 AM – 12 PM this morning. Check Visibility slide for more details.
- Favoring dry conditions over the next 72 hours.
- Calm winds favored today. Wind gusts expected to reach 20-25 kts MON-TUE.



Current Radar: 11:46 PM CT

As always, please do not hesitate to reach out to us with any forecast questions at **(317)-560-8122**. Press 1 for forecast questions.

You can also access real-time forecast updates and 24/7 meteorological chat assistance on your [Clarity](#) app. Click [here](#) for login assistance.


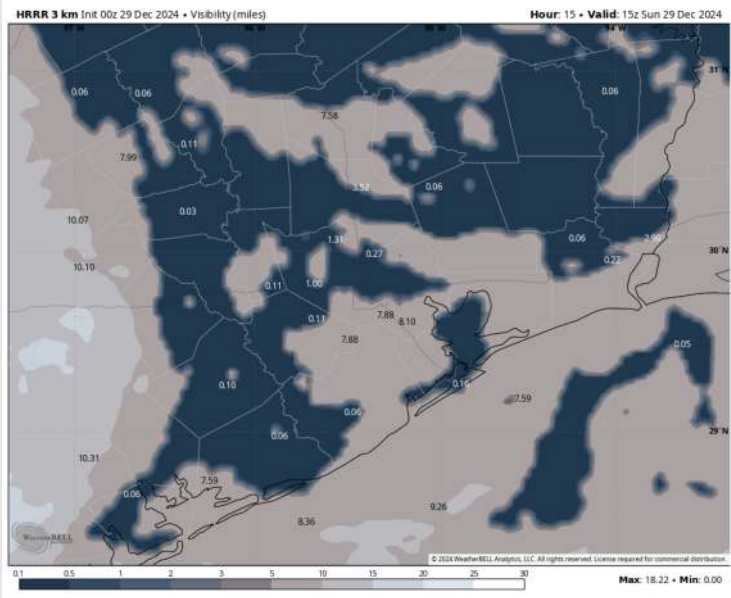
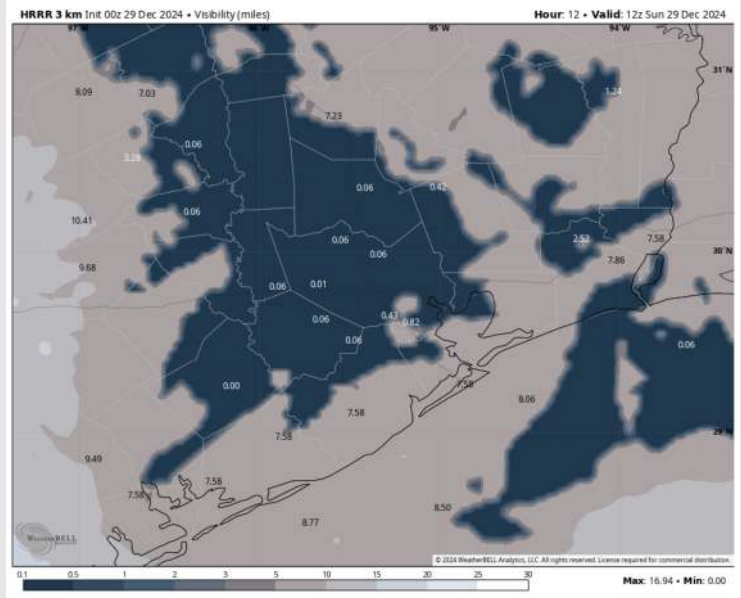


Houston Pilots Visibility Report



6 AM CST SUN VISIBILITY 10 AM CST SUN VISIBILITY

Confidence



TIMEFRAME DISCUSSED	THREAT
4 AM to 12 PM SUN	Low

- Patchy pockets of fog will be possible for all Stations this AM.
- Visibilities of less than 2 miles will be possible in an isolated fashion.
- The greatest timeframe of risk is going to be between 5 – 8 AM on Sunday.
- Any fog that develops should burn off by 12 PM today at the latest for all Stations.

Houston Pilots Extended Range Visibility Report



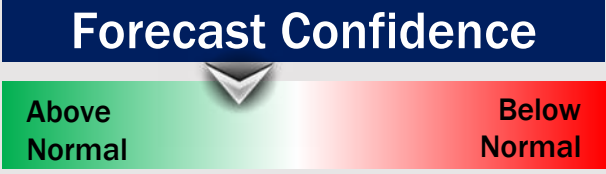
Wednesday 1/1/24

Not favoring any fog concerns for Wednesday.



Thursday 1/2/25

Not favoring any fog concerns for Thursday.



Friday 1/3/25

Not favoring any fog concerns for Friday.



Chance for Fog

Wednesday AM	Unlikely
Wednesday PM	Unlikely
Thursday AM	Unlikely
Thursday PM	Unlikely
Friday AM	Unlikely
Friday PM	Unlikely

Houston Pilots Visibility Chart (miles)



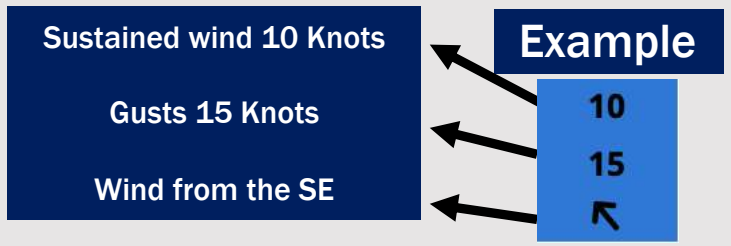
Forecast Confidence



Visibility	Sun 1 am	Sun 2 am	Sun 3 am	Sun 4 am	Sun 5 am	Sun 6 am	Sun 7 am	Sun 8 am	Sun 9 am	Sun 10 am	Sun 11 am	Sun 12 pm	Sun 1 pm	Sun 2 pm	Sun 3 pm	Sun 4 pm	Sun 5 pm	Sun 6 pm	Sun 7 pm	Sun 8 pm	Sun 9 pm	Sun 10 pm	Sun 11 pm	Mon 12 am
Houston Pilots N - 610 Bridge	9	8	6.9	6.9	2	0.7	1.6	0.7	2	6.9	10	10	10	10	10	10	10	10	10	10	10	10	10	8
Houston Pilots M - Kinder 1	9	6.9	6.9	5.9	1.6	0.7	1.6	0.7	2	5.9	10	10	10	10	10	10	10	10	10	10	10	10	10	8
Houston Pilots L - Greens Bayou	9	6.9	6.9	5.9	1.6	0.7	4.9	0.7	1.6	5.9	10	10	10	10	10	10	10	10	10	10	10	10	9	8
Houston Pilots K - Shell Crude	8	6.9	6.9	5.9	1.6	0.7	4.9	0.7	1.6	5.9	10	10	10	10	10	10	10	10	10	10	10	10	9	6.9
Houston Pilots J - Lynchburg Ferries	8	6.9	6.9	5.9	4.9	0.7	1.1	0.5	1.6	5.9	10	10	10	10	10	10	10	10	10	10	10	10	9	6.9
Houston Pilots I - Exxon 3	8	6.9	5.9	4.9	4.9	4.9	1.1	0.5	1.6	8	10	10	10	10	10	10	10	10	10	10	10	10	9	6.9
Houston Pilots H - Morgans Point	8	6.9	5.9	4.9	4.9	4.9	1.1	0.5	0.2	8	10	10	10	10	10	10	10	10	10	10	10	10	7.9	6.9
Houston Pilots G - 75/76	9	6.9	9	6.9	5.9	5.9	1.6	0.5	0.2	3.9	6.9	10	10	10	10	10	10	10	10	10	10	10	7.9	8
Houston Pilots F - 63/64	9	6.9	9	6.9	6.9	6.9	5.9	0.5	0.2	3.9	6.9	10	10	10	10	10	10	10	10	10	10	9	7.9	8
Houston Pilots E - 51/52	8	6.9	6.9	6.9	6.9	6.9	5.9	4.9	1.1	3.9	6.9	10	10	10	10	10	10	10	10	10	7.9	6.9	6.9	8
Houston Pilots D - 37/38	8	6.9	6.9	6.9	6.9	6.9	5.9	4.9	1.6	3.9	6.9	10	10	10	10	10	10	10	10	10	7.9	6.9	6.9	9
Houston Pilots C - 25/26	8	6.9	6.9	6.9	6.9	6.9	5.9	4.9	1.6	3.9	6.9	10	10	10	10	10	10	10	10	10	7.9	6.9	6.9	9
Houston Pilots B - 11/12	6.9	4.9	6.9	6.9	6.9	6.9	5.9	4.9	4.9	8	10	10	10	10	10	10	10	10	10	10	9	6.9	5.9	9
Houston Pilots A - 1 & 2 Bravo	6.9	4.9	6.9	6.9	6.9	6.9	5.9	4.9	3.9	8	10	10	10	10	10	10	10	10	10	10	7.9	6.9	5.9	8

NOTE: This is automated data that may/may not agree with the official BAM thinking that's found on the daily slides or special visibility report slides. This data should be used as a guide only

Houston Pilots Wind Chart



Wind	Sun 1 am	Sun 2 am	Sun 3 am	Sun 4 am	Sun 5 am	Sun 6 am	Sun 7 am	Sun 8 am	Sun 9 am	Sun 10 am	Sun 11 am	Sun 12 pm	Sun 1 pm	Sun 2 pm	Sun 3 pm	Sun 4 pm	Sun 5 pm	Sun 6 pm	Sun 7 pm	Sun 8 pm	Sun 9 pm	Sun 10 pm	Sun 11 pm	Mon 12 am
Houston Pilots N - 610 Bridge	5 ↓	5 ↓	5 ↓	5 ↓	3 ↓	3 ↓	3 ↓	3 ↓	3 ↓	3 ↓	3 ↓	3 ↓	3 ↓	3 ↓	3 ↓	3 ↓	2 ↓	2 ↓	2 ↓	2 ↓	2 ↓	2 ↓	2 ↓	3 ↓
Houston Pilots M - Kinder 1	5 ↓	3 ↓	5 ↓	5 ↓	3 ↓	3 ↓	3 ↓	3 ↓	3 ↓	3 ↓	3 ↓	3 ↓	3 ↓	3 ↓	3 ↓	3 ↓	3 ↓	2 ↓	2 ↓	2 ↓	2 ↓	2 ↓	2 ↓	3 ↓
Houston Pilots L - Greens Bayou	5 ↓	3 ↓	3 ↓	5 ↓	3 ↓	3 ↓	3 ↓	3 ↓	3 ↓	3 ↓	3 ↓	3 ↓	3 ↓	3 ↓	3 ↓	3 ↓	3 ↓	3 ↓	2 ↓	2 ↓	2 ↓	2 ↓	2 ↓	3 ↓
Houston Pilots K - Shell Crude	3 ↓	3 ↓	3 ↓	5 ↓	3 ↓	3 ↓	3 ↓	3 ↓	3 ↓	3 ↓	3 ↓	3 ↓	3 ↓	3 ↓	3 ↓	3 ↓	3 ↓	3 ↓	2 ↓	2 ↓	2 ↓	2 ↓	2 ↓	3 ↓
Houston Pilots J - Lynchburg Ferries	3 ↓	3 ↓	3 ↓	3 ↓	3 ↓	3 ↓	3 ↓	3 ↓	3 ↓	3 ↓	3 ↓	3 ↓	3 ↓	3 ↓	3 ↓	3 ↓	3 ↓	3 ↓	2 ↓	2 ↓	2 ↓	2 ↓	2 ↓	2 ↓
Houston Pilots I - Exxon 3	7 ↓	7 ↓	7 ↓	7 ↓	6 ↓	6 ↓	6 ↓	6 ↓	6 ↓	6 ↓	5 ↓	3 ↓	3 ↓	3 ↓	3 ↓	5 ↓	5 ↓	5 ↓	5 ↓	3 ↓	3 ↓	3 ↓	5 ↓	5 ↓
Houston Pilots H - Morgans Point	6 ↓	6 ↓	6 ↓	7 ↓	6 ↓	6 ↓	6 ↓	6 ↓	6 ↓	6 ↓	5 ↓	3 ↓	3 ↓	3 ↓	3 ↓	5 ↓	5 ↓	5 ↓	5 ↓	3 ↓	3 ↓	3 ↓	5 ↓	5 ↓
Houston Pilots G - 75/76	7 ↓	7 ↓	7 ↓	8 ↓	8 ↓	7 ↓	7 ↓	7 ↓	6 ↓	6 ↓	5 ↓	3 ↓	3 ↓	3 ↓	3 ↓	3 ↓	5 ↓	5 ↓	5 ↓	5 ↓	5 ↓	6 ↓	6 ↓	6 ↓
Houston Pilots F - 63/64	10 ↓	10 ↓	10 ↓	12 ↓	12 ↓	10 ↓	10 ↓	10 ↓	9 ↓	9 ↓	9 ↓	7 ↓	8 ↓	7 ↓	7 ↓	7 ↓	7 ↓	7 ↓	7 ↓	7 ↓	7 ↓	7 ↓	7 ↓	8 ↓
Houston Pilots E - 51/52	6 ↓	6 ↓	7 ↓	8 ↓	7 ↓	7 ↓	8 ↓	7 ↓	6 ↓	6 ↓	6 ↓	5 ↓	3 ↓	3 ↓	3 ↓	3 ↓	3 ↓	3 ↓	3 ↓	3 ↓	3 ↓	3 ↓	5 ↓	5 ↓
Houston Pilots D - 37/38	6 ↓	6 ↓	7 ↓	7 ↓	7 ↓	7 ↓	8 ↓	7 ↓	6 ↓	6 ↓	6 ↓	5 ↓	5 ↓	3 ↓	3 ↓	3 ↓	3 ↓	3 ↓	3 ↓	3 ↓	3 ↓	3 ↓	3 ↓	5 ↓
Houston Pilots C - 25/26	6 ↓	6 ↓	7 ↓	7 ↓	7 ↓	7 ↓	8 ↓	7 ↓	7 ↓	7 ↓	6 ↓	6 ↓	5 ↓	3 ↓	3 ↓	3 ↓	3 ↓	3 ↓	3 ↓	3 ↓	3 ↓	3 ↓	3 ↓	3 ↓
Houston Pilots B - 11/12	6 ↓	6 ↓	6 ↓	7 ↓	7 ↓	7 ↓	7 ↓	7 ↓	7 ↓	7 ↓	6 ↓	6 ↓	6 ↓	5 ↓	3 ↓	3 ↓	3 ↓	3 ↓	3 ↓	3 ↓	3 ↓	3 ↓	3 ↓	3 ↓
Houston Pilots A - 1 & 2 Bravo	7 ↓	7 ↓	8 ↓	8 ↓	8 ↓	9 ↓	9 ↓	8 ↓	8 ↓	8 ↓	7 ↓	6 ↓	6 ↓	5 ↓	3 ↓	3 ↓	3 ↓	3 ↓	3 ↓	3 ↓	3 ↓	3 ↓	5 ↓	5 ↓

NOTE: This is automated data that may/may not agree with the official BAM thinking that's found on the daily slides. This data should be used as a guide only.

Houston Pilots: SUN. 12/29/2024



Forecast Discussion

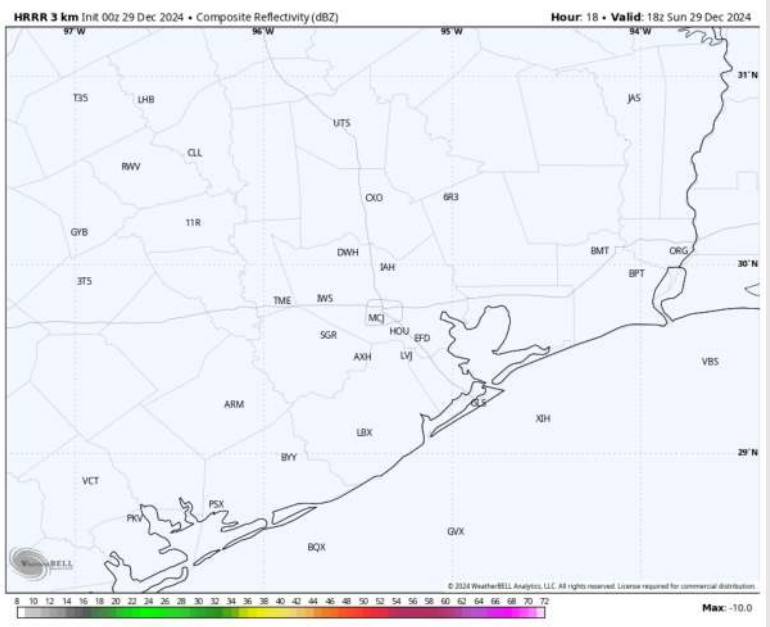
Precip: Favoring dry conditions throughout the day.

Wind: Winds will be out of the NW through 10 AM, becoming variable through 8 PM, settling out of the SW after that time for the rest of the evening. **N of Morgan's Point:** Winds will be 2 – 6 kts throughout today. **S of Morgan's Point:** Winds will be at 3 - 9 kts throughout the day.

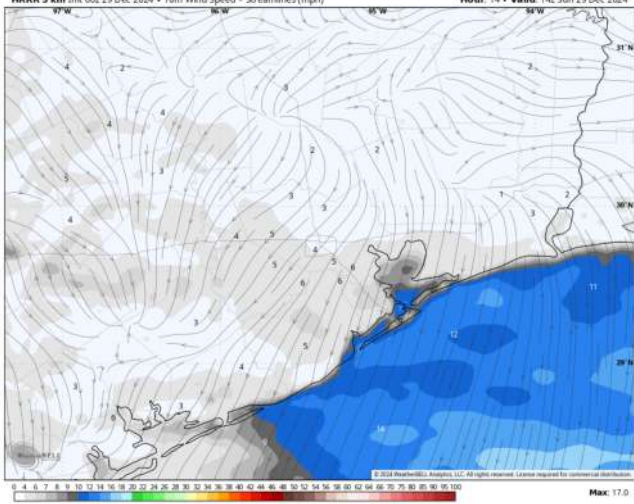
High Temps: **N of Morgan's Point:** Upper 70s F. **S of Morgan's Point:** Mid-60s F.

Visibility: Favoring a low-end risk for patchy fog this AM. Check visibility slide for more details.

Precip Image: 12 PM CT

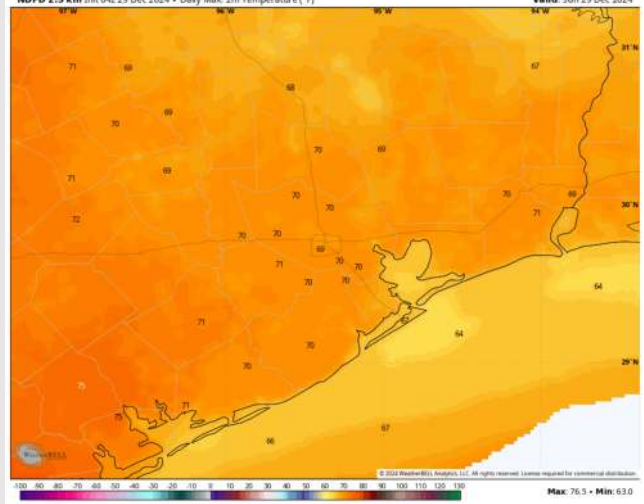


HRRR 3 km Init 00z 29 Dec 2024 • 10m Wind Speed • Streamlines (mph) Hour: 14 • Valid: 14z Sun 29 Dec 2024



Wind Speed:
8 AM CT

NDFD 2.5 km Init 04z 29 Dec 2024 • Daily Max, 2m Temperature (°F) Valid: Sun 29 Dec 2024



High Temps
Today

Houston Pilots: MON. 12/30/2024



Forecast Discussion

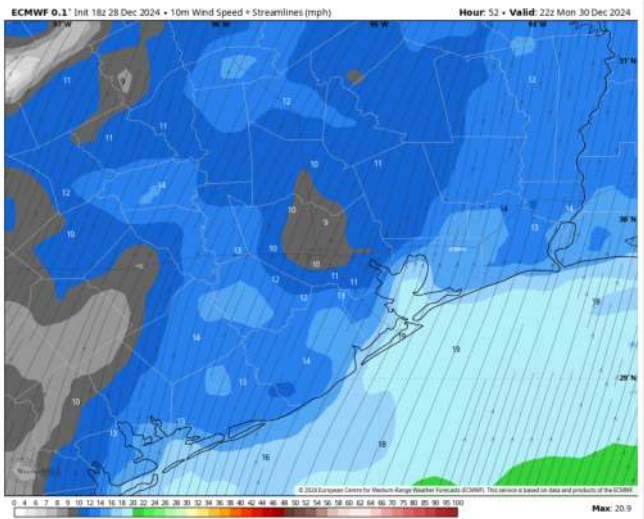
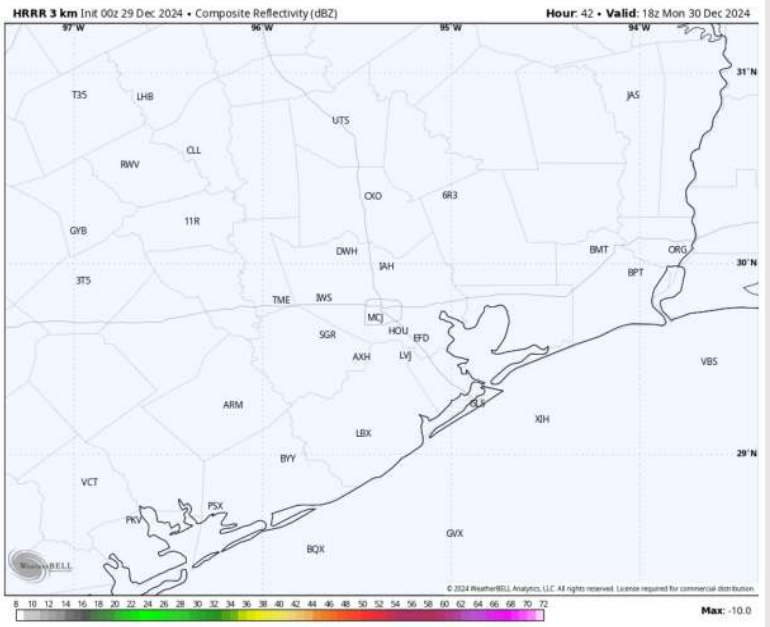
Precip: Favoring dry conditions for the day on Monday.

Wind: Winds will be out of the S/SW throughout the day on Monday. **N of Morgan's Point:** Winds will be at 6 – 11 kts throughout the day Monday. **S of Morgan's Point:** Winds will be at 3 – 8 kts through 9 AM before increasing to 11 – 16 kts for the rest of Monday. **Wind gusts of 20-25 kts in play for all Stations between 11 AM and 7 PM.**

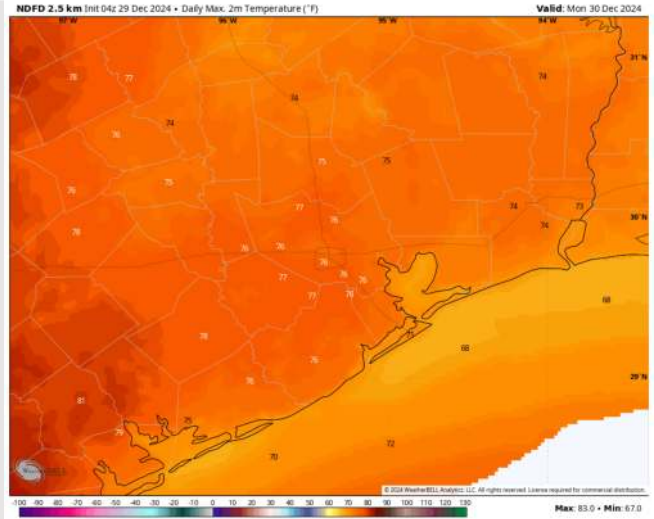
High Temps: **N of Morgan's Point:** Upper-70s F. **S of Morgan's Point:** Upper 60s F

Visibility: Not favoring any visibility concerns for Monday.

Precip Image: 12 PM CT



Wind Speed
4 PM CT



High Temps
Monday

Houston Pilots: TUE. 12/31/2024



Forecast Discussion

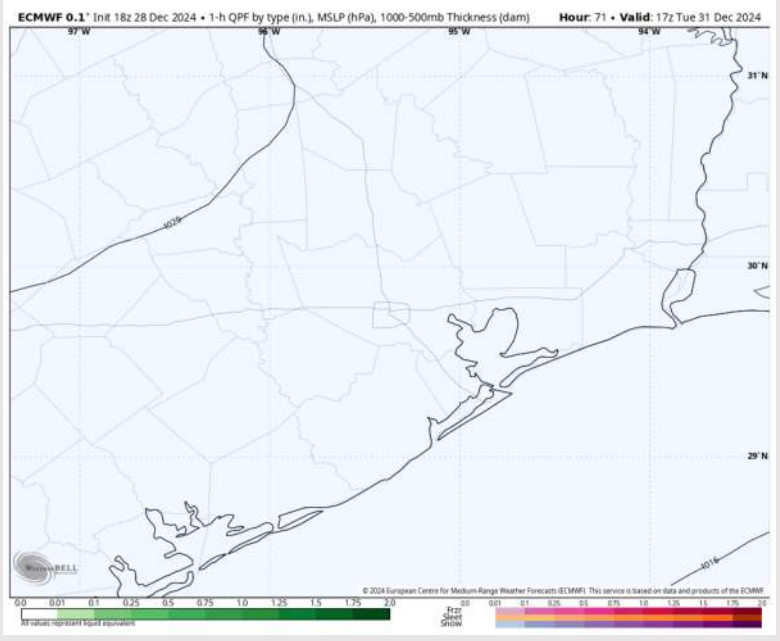
Precip: Favoring dry conditions for Tuesday.

Wind: Winds initially out of the W/SW will shift out of the N by 5 AM. **N of Morgan's Point:** Winds will be at 4-9 kts throughout the day. **S of Morgan's Point:** Winds will be at 13 - 18 kts throughout the day Tuesday. **Gusts of 20-25 kts will be in play for all Stations after 5 AM.**

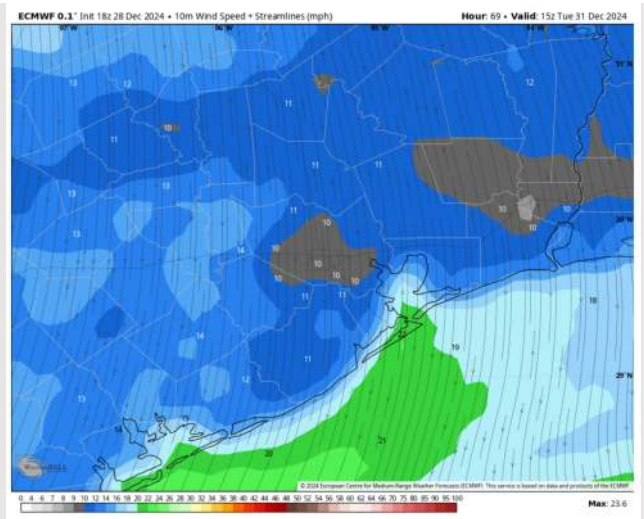
High Temps: **N of Morgan's Point:** Mid 60s F. **S of Morgan's Point:** Low 60s F.

Visibility: Monitoring for a low-end, isolated sea fog risk for Tuesday AM. Confidence is low.

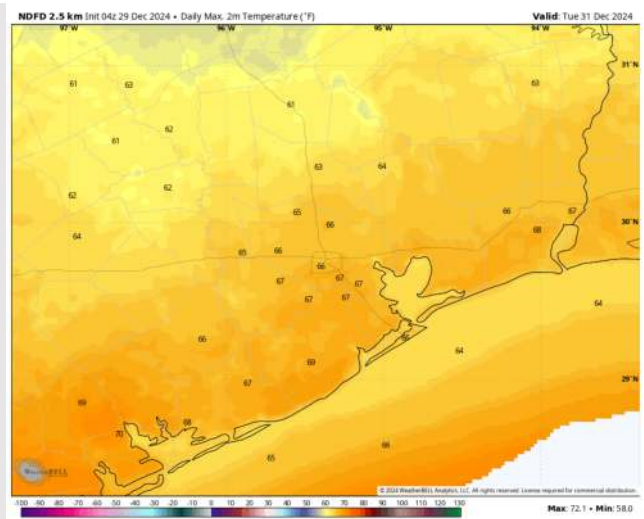
Precip Image: 11 AM CT



**Wind Speed:
9 AM CT**



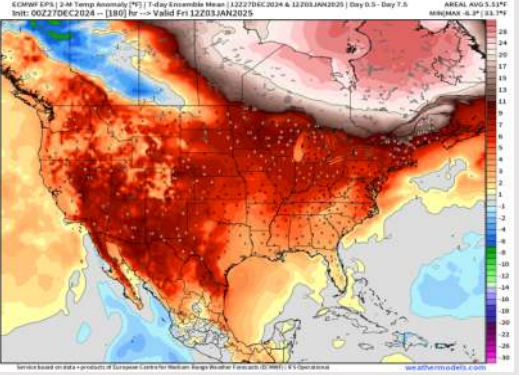
**High Temps
Tuesday**



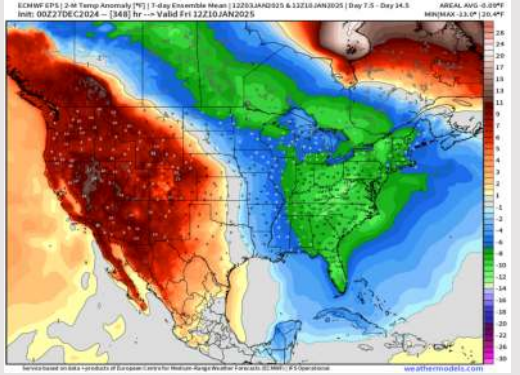
Houston Pilots: 12/29/24



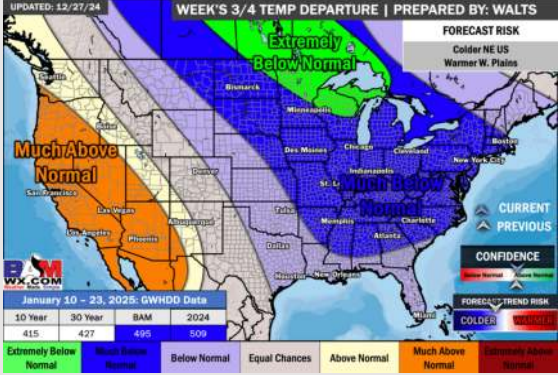
Next 7 Day Temperature Departure




8-14 Day Temperature Departure



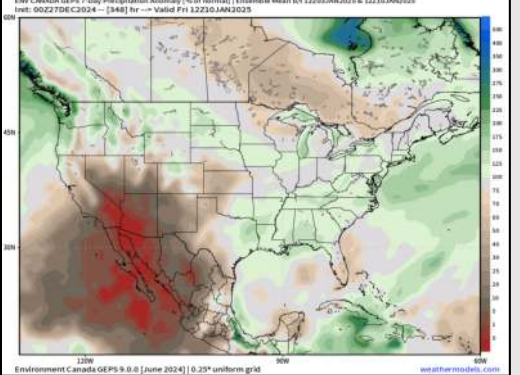
15-30 Day Temperature Departure



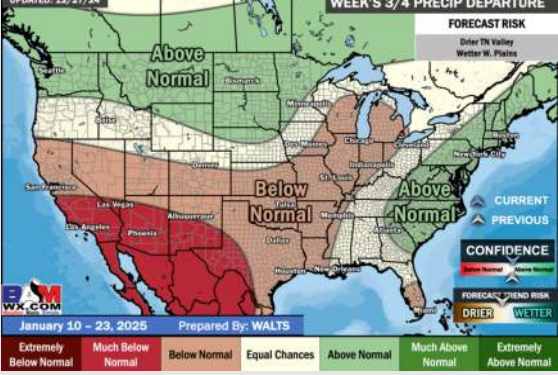
Next 7 Day Total Precipitation



8-14 Day % of Average Precip.



15-30 Day % of Average Precip.



- Temps are expected to be much above normal for the week 1 timeframe. Rain chances continue through the weekend with rain tapering off by next week.
- Near normal temperatures and near normal rainfall are expected for week 2.
- Below normal temperatures and below normal precipitation chances are expected for the weeks 3/4 timeframe.