

# Houston Pilots Forecast Package



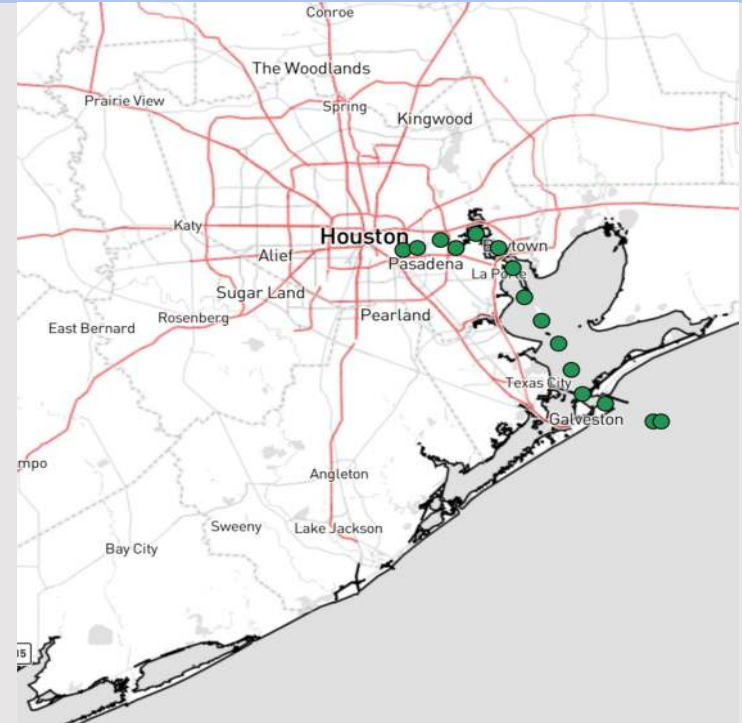
Updated: 2:00 AM CT

Friday, December 20, 2024

Forecaster: Xander Lowry

## Weather Headlines

- Winds will slowly increase today with gusts of 20– 25 kts S of Morgan's Point.
- **Low-end risk of fog for N of Morgan's Point possible this AM**
- Dry weather favored through the weekend.



Current Radar: 1:55 AM CT

As always, please do not hesitate to reach out to us with any forecast questions at **(317)-560-8122**. Press 1 for forecast questions.

You can also access real-time forecast updates and 24/7 meteorological chat assistance on your [Clarity](#) app. Click [here](#) for login assistance.


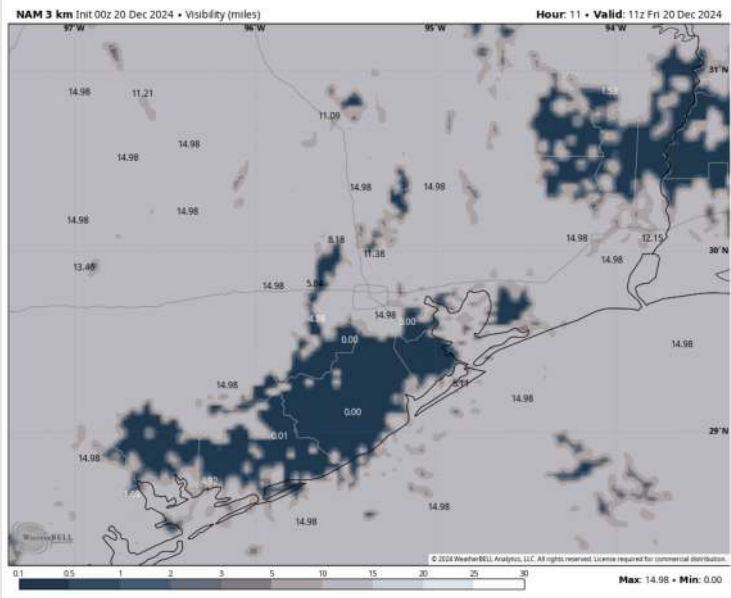
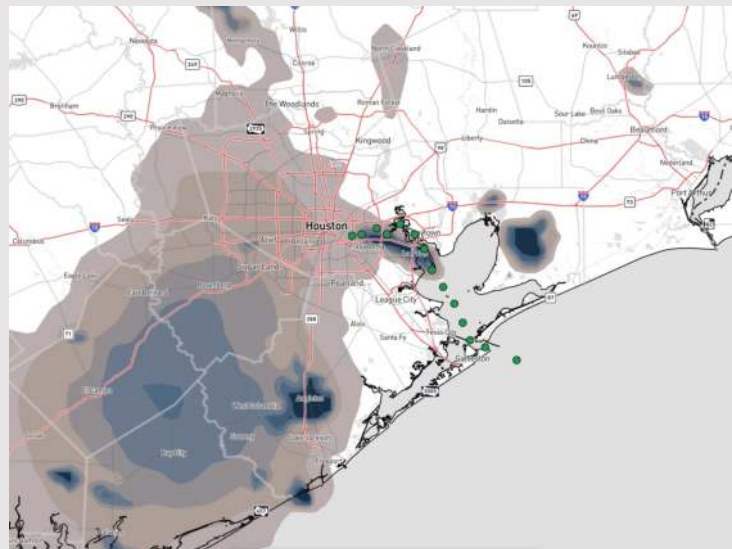


# Houston Pilots Visibility Report



## CURRENT VISIBILITY 1:35 AM CST      5 AM CST FRI VISIBILITY

## Confidence



TIMEFRAME DISCUSSED	THREAT
Current to 8 AM FRI	Low

- Patchy Fog is continuing to build SW of the Houston Metro area and is favored to continue expanding NE in a patchy fashion slowly through 8 AM this morning.
- The greatest timeframe of risk is going to be between 2 – 6 AM Friday. The greatest risks will be near the W shore of the Bay and for stations N of Morgan’s Point. Visibility of <1.0” remains a lower-end risk but will be possible in a localized fashion.
- Fog should burn off quickly in the morning, with fog threats exiting by 8 AM FRI.

# Houston Pilots Extended Range Visibility Report



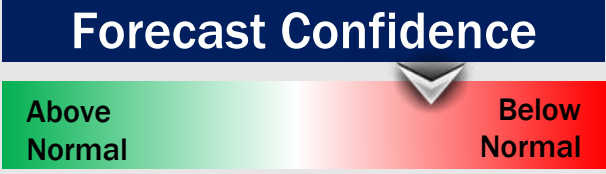
## Monday 12/23/24

Fog is not favored for Monday.



## Tuesday 12/24/24

Fog is not favored for Tuesday.



## Wednesday 12/25/24

Fog is not favored for Wednesday.



## Chance for Fog

Monday AM	Unlikely
Monday PM	Unlikely
Tuesday AM	Unlikely
Tuesday PM	Unlikely
Wednesday AM	Unlikely
Wednesday PM	Unlikely

# Houston Pilots Visibility Chart (miles)



## Forecast Confidence



Visibility	Fri 3 am	Fri 4 am	Fri 5 am	Fri 6 am	Fri 7 am	Fri 8 am	Fri 9 am	Fri 10 am	Fri 11 am	Fri 12 pm	Fri 1 pm	Fri 2 pm	Fri 3 pm	Fri 4 pm	Fri 5 pm	Fri 6 pm	Fri 7 pm	Fri 8 pm	Fri 9 pm	Fri 10 pm	Fri 11 pm	Sat 12 am	Sat 1 am	Sat 2 am
Houston Pilots N - 610 Bridge	10	10	10	10	10	10	10	10	10	10	10	10	10	10	10	10	10	10	10	10	10	10	10	10
Houston Pilots M - Kinder 1	7.9	7.9	9	9	10	9	10	10	10	10	10	10	10	10	10	10	10	10	10	10	10	10	10	10
Houston Pilots L - Greens Bayou	6.9	6.9	6.9	6.9	7.9	6.9	10	10	10	10	10	10	10	10	10	10	10	10	10	10	10	10	10	10
Houston Pilots K - Shell Crude	5.9	6.9	6.9	6.9	7.9	6.9	10	10	10	10	10	10	10	10	10	10	10	10	10	10	10	10	10	10
Houston Pilots J - Lynchburg Ferries	6.9	6.9	6.9	6.9	7.9	6.9	10	10	10	10	10	10	10	10	10	10	10	10	10	10	10	10	10	10
Houston Pilots I - Exxon 3	5.9	6.9	6.9	6.9	7.9	6.9	10	10	10	10	10	10	10	10	10	10	10	10	10	10	10	10	10	10
Houston Pilots H - Morgans Point	5.9	6.9	6.9	6.9	6.9	6.9	9	10	10	10	10	10	10	10	10	10	10	10	10	10	10	10	10	10
Houston Pilots G - 75/76	6.9	6.9	6.9	6.9	7.9	7.9	9	10	10	10	10	10	10	10	10	10	10	10	10	10	10	10	10	10
Houston Pilots F - 63/64	6.9	6.9	6.9	7.9	9	9	9	10	10	10	10	10	10	10	10	10	10	10	10	10	10	10	10	10
Houston Pilots E - 51/52	7.9	10	9	10	10	10	9	10	10	10	10	10	10	10	10	10	10	10	10	10	10	10	10	10
Houston Pilots D - 37/38	10	10	10	10	10	10	10	10	10	10	10	10	10	10	10	10	10	10	10	10	10	10	10	10
Houston Pilots C - 25/26	10	10	10	10	10	10	10	10	10	10	10	10	10	10	10	10	10	10	10	10	10	10	10	10
Houston Pilots B - 11/12	10	10	10	10	10	10	10	10	10	10	10	10	10	10	10	10	10	10	10	10	10	10	10	10
Houston Pilots A - 1 & 2 Bravo	10	10	10	10	10	10	10	10	10	10	10	10	10	10	10	10	10	10	10	10	10	10	10	10

**NOTE: This is automated data that may/may not agree with the official BAM thinking that's found on the daily slides or special visibility report slides. This data should be used as a guide only**

# Houston Pilots Wind Chart



**Forecast Confidence**

Above Normal Below Normal

Sustained wind 10 Knots

Gusts 15 Knots

Wind from the SE

**Example**

10

15

↖

Wind	Fri 3 am	Fri 4 am	Fri 5 am	Fri 6 am	Fri 7 am	Fri 8 am	Fri 9 am	Fri 10 am	Fri 11 am	Fri 12 pm	Fri 1 pm	Fri 2 pm	Fri 3 pm	Fri 4 pm	Fri 5 pm	Fri 6 pm	Fri 7 pm	Fri 8 pm	Fri 9 pm	Fri 10 pm	Fri 11 pm	Sat 12 am	Sat 1 am	Sat 2 am
Houston Pilots N - 610 Bridge	2 ↓	3 ↓	3 ↓	3 ↓	3 ↓	5 ↓	6 ↓	6 ↓	8 ↓	8 ↓	9 ↓	9 ↓	9 ↓	10 ↓	10 ↓	9 ↓	8 ↓	8 ↓	7 ↓	7 ↓	7 ↓	6 ↓	6 ↓	6 ↓
Houston Pilots M - Kinder 1	2 ↓	3 ↓	3 ↓	3 ↓	3 ↓	5 ↓	6 ↓	6 ↓	8 ↓	8 ↓	9 ↓	9 ↓	10 ↓	10 ↓	10 ↓	9 ↓	8 ↓	8 ↓	7 ↓	7 ↓	7 ↓	6 ↓	6 ↓	6 ↓
Houston Pilots L - Greens Bayou	2 ↓	3 ↓	3 ↓	3 ↓	3 ↓	5 ↓	6 ↓	6 ↓	8 ↓	8 ↓	9 ↓	10 ↓	10 ↓	10 ↓	10 ↓	9 ↓	8 ↓	8 ↓	7 ↓	7 ↓	7 ↓	6 ↓	6 ↓	6 ↓
Houston Pilots K - Shell Crude	2 ↓	3 ↓	3 ↓	3 ↓	3 ↓	5 ↓	6 ↓	6 ↓	8 ↓	8 ↓	9 ↓	10 ↓	10 ↓	10 ↓	10 ↓	9 ↓	8 ↓	8 ↓	7 ↓	7 ↓	7 ↓	6 ↓	6 ↓	6 ↓
Houston Pilots J - Lynchburg Ferries	2 ↓	3 ↓	3 ↓	3 ↓	3 ↓	5 ↓	6 ↓	6 ↓	8 ↓	8 ↓	9 ↓	10 ↓	10 ↓	10 ↓	10 ↓	9 ↓	8 ↓	7 ↓	7 ↓	7 ↓	6 ↓	6 ↓	6 ↓	6 ↓
Houston Pilots I - Exxon 3	5 ↓	6 ↓	6 ↓	6 ↓	6 ↓	7 ↓	8 ↓	8 ↓	9 ↓	10 ↓	10 ↓	12 ↓	12 ↓	13 ↓	13 ↓	12 ↓	10 ↓	10 ↓	10 ↓	10 ↓	10 ↓	10 ↓	10 ↓	10 ↓
Houston Pilots H - Morgans Point	5 ↓	6 ↓	6 ↓	6 ↓	6 ↓	7 ↓	8 ↓	8 ↓	9 ↓	10 ↓	10 ↓	10 ↓	12 ↓	12 ↓	13 ↓	12 ↓	10 ↓	10 ↓	10 ↓	10 ↓	10 ↓	10 ↓	10 ↓	10 ↓
Houston Pilots G - 75/76	6 ↓	7 ↓	7 ↓	7 ↓	8 ↓	8 ↓	9 ↓	10 ↓	10 ↓	10 ↓	10 ↓	12 ↓	12 ↓	13 ↓	13 ↓	13 ↓	13 ↓	13 ↓	13 ↓	13 ↓	13 ↓	13 ↓	13 ↓	13 ↓
Houston Pilots F - 63/64	6 ↓	6 ↓	7 ↓	7 ↓	8 ↓	8 ↓	9 ↓	10 ↓	10 ↓	10 ↓	10 ↓	10 ↓	12 ↓	12 ↓	13 ↓	13 ↓	13 ↓	13 ↓	13 ↓	13 ↓	13 ↓	14 ↓	14 ↓	14 ↓
Houston Pilots E - 51/52	6 ↓	6 ↓	7 ↓	7 ↓	8 ↓	8 ↓	9 ↓	10 ↓	10 ↓	10 ↓	10 ↓	10 ↓	10 ↓	12 ↓	13 ↓	13 ↓	13 ↓	13 ↓	13 ↓	13 ↓	14 ↓	14 ↓	14 ↓	15 ↓
Houston Pilots D - 37/38	6 ↓	6 ↓	7 ↓	7 ↓	8 ↓	8 ↓	10 ↓	10 ↓	10 ↓	10 ↓	12 ↓	12 ↓	12 ↓	12 ↓	13 ↓	13 ↓	13 ↓	13 ↓	14 ↓	14 ↓	14 ↓	15 ↓	15 ↓	15 ↓
Houston Pilots C - 25/26	6 ↓	6 ↓	7 ↓	7 ↓	8 ↓	8 ↓	10 ↓	10 ↓	12 ↓	12 ↓	12 ↓	12 ↓	12 ↓	12 ↓	13 ↓	13 ↓	13 ↓	13 ↓	14 ↓	14 ↓	14 ↓	15 ↓	15 ↓	15 ↓
Houston Pilots B - 11/12	6 ↓	6 ↓	6 ↓	7 ↓	8 ↓	8 ↓	9 ↓	10 ↓	10 ↓	12 ↓	12 ↓	12 ↓	12 ↓	12 ↓	12 ↓	12 ↓	12 ↓	13 ↓	13 ↓	13 ↓	13 ↓	13 ↓	13 ↓	13 ↓
Houston Pilots A - 1 & 2 Bravo	7 ↓	8 ↓	8 ↓	9 ↓	9 ↓	10 ↓	12 ↓	13 ↓	13 ↓	13 ↓	13 ↓	13 ↓	13 ↓	13 ↓	13 ↓	14 ↓	14 ↓	15 ↓	15 ↓	16 ↓	16 ↓	16 ↓	16 ↓	16 ↓

**NOTE: This is automated data that may/may not agree with the official BAM thinking that's found on the daily slides. This data should be used as a guide only.**

## Forecast Discussion

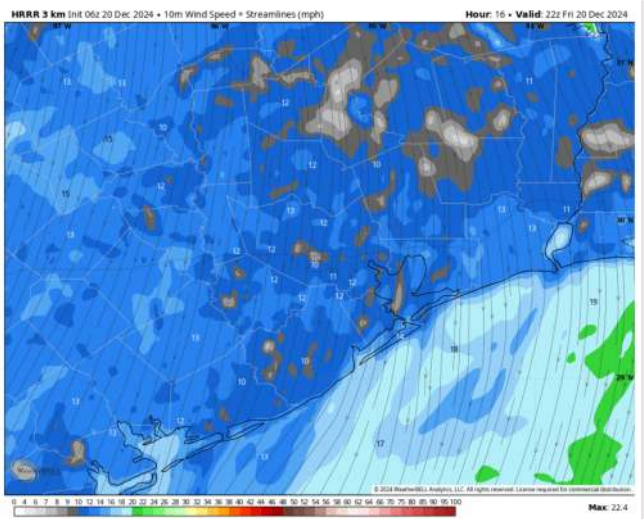
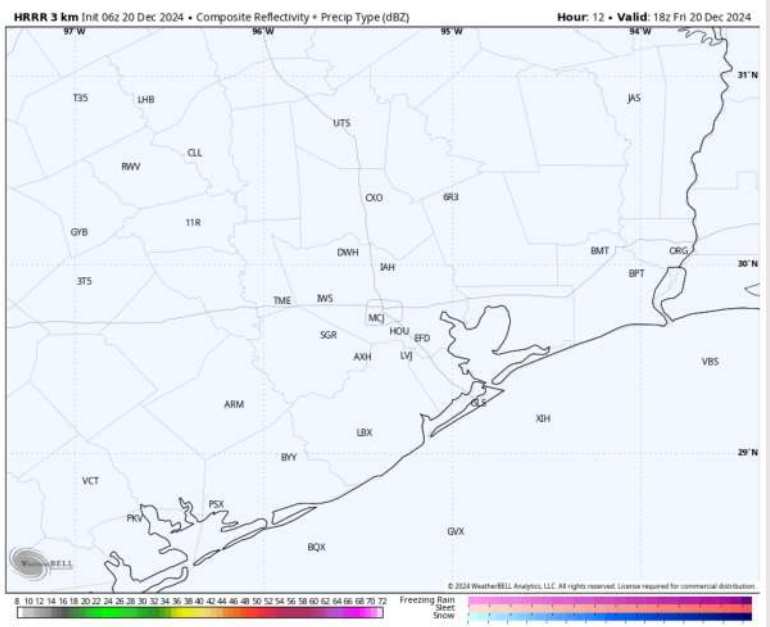
**Precip:** Favoring dry conditions for the day today.

**Wind:** Winds will be out of the N throughout the day. **N of Morgan's Point:** Winds will be calm – 4 kts through 11 AM before increasing to 6– 11 kts for the rest of the day. **S of Morgan's Point:** Winds will start at 5 – 10 kts through 8 AM before increasing to 12 - 17 kts for the rest of the day. **A few gusts of 20 – 25 kts will be possible for stations S of Morgan's Point.**

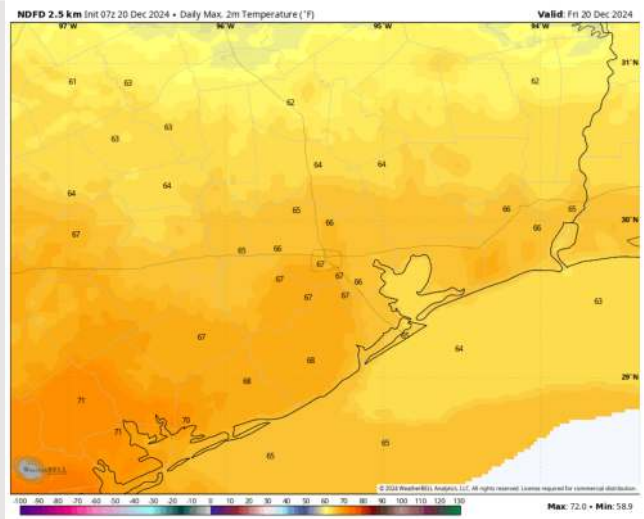
**High Temps:** **N of Morgan's Point:** Mid to upper 60s F. **S of Morgan's Point:** Lower 60s F.

**Visibility:** Low-end fog risk will be possible through 8 AM for stations N of Morgan's Point. See the visibility graphic for more info.

## Precip Image: 12 PM CT



Wind Speed:  
4 PM CT



High Temps  
Today

# Houston Pilots: SAT. 12/21/2024



## Forecast Discussion

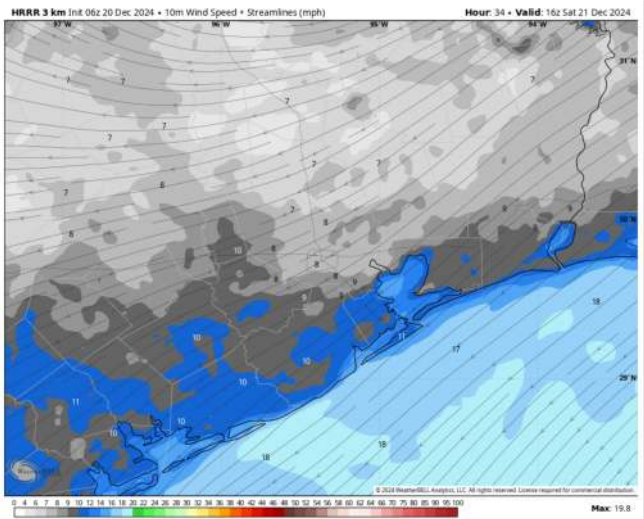
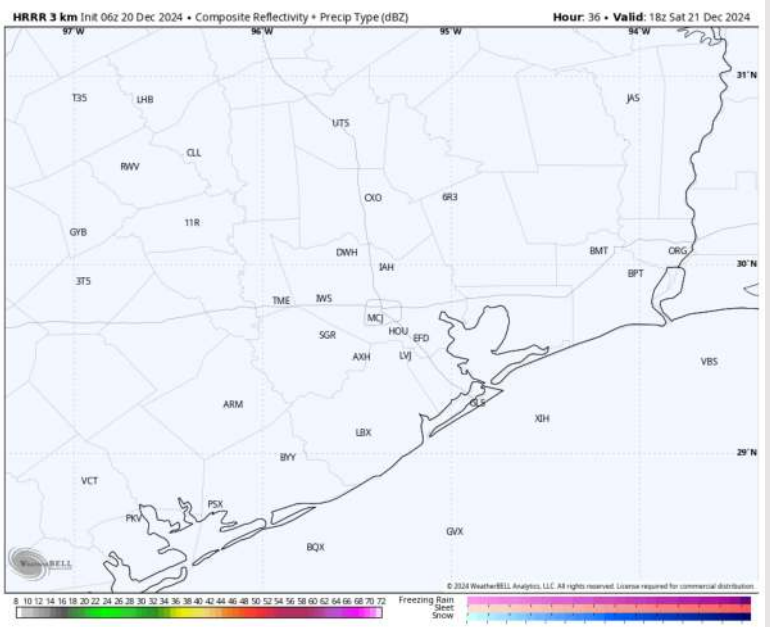
**Precip:** Favoring dry conditions for the day on Saturday.

**Wind:** Winds will be out of the NE for all of Saturday. **N of Morgan's Point:** Winds will be at 2 - 8 kts for the entire day. **S of Morgan's Point:** Winds will be at 12 - 17 kts for the entire day.

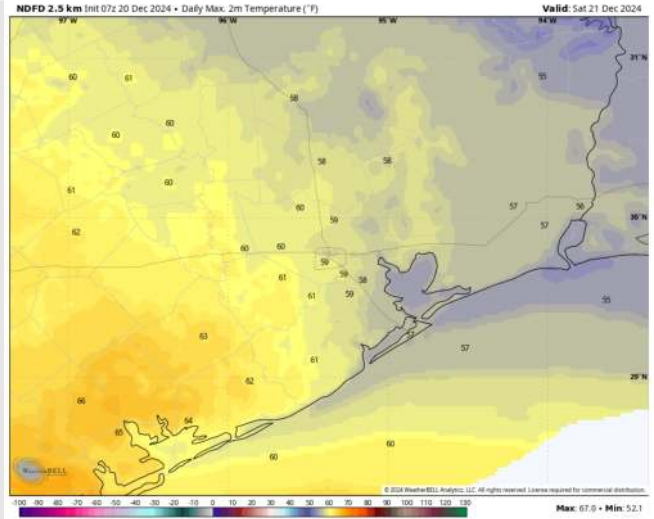
**High Temps:** **N of Morgan's Point:** Upper 50s F. **S of Morgan's Point:** mid to upper 50s F.

**Visibility:** No visibility concerns favored for Saturday.

## Precip Image: 12 PM CT



Wind Speed  
10 AM CT



High Temps  
Saturday

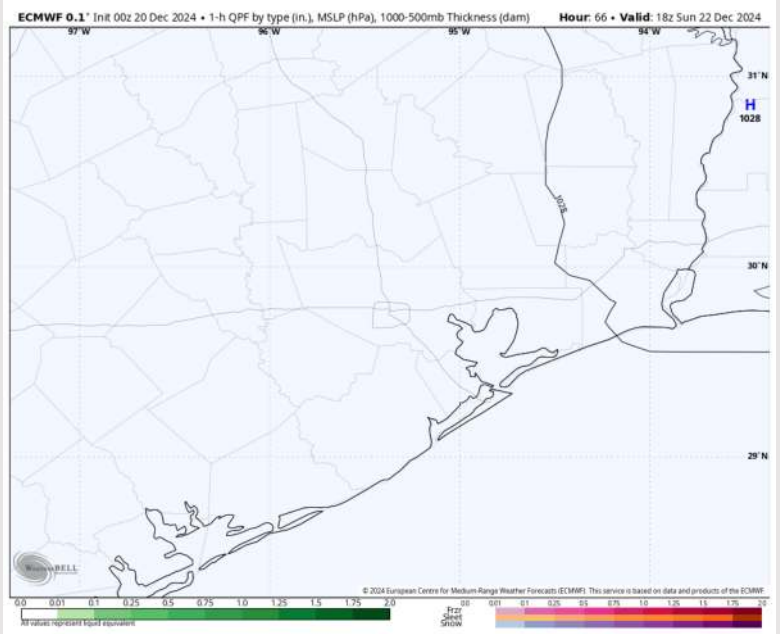
# Houston Pilots: SUN. 12/22/2024



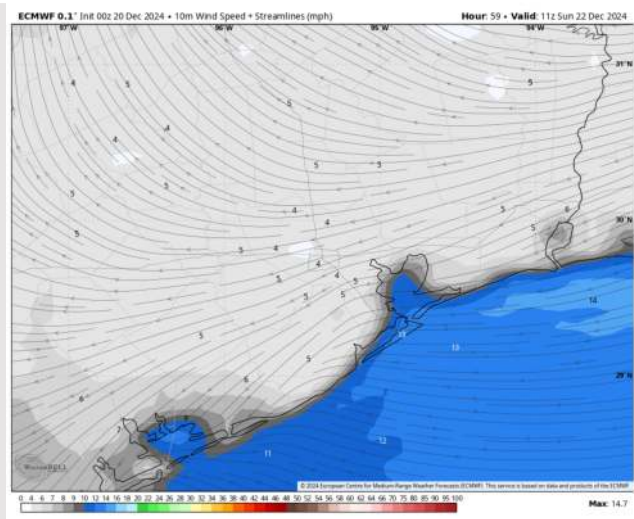
## Forecast Discussion

- Precip:** Favoring dry conditions for Sunday.
- Wind:** Winds will be out of the E/ESE throughout Sunday. **N of Morgan's Point:** Winds will be at 3 - 8 kts through Sunday. **S of Morgan's Point:** Winds will be at 9-14 kts throughout Sunday
- High Temps:** **N of Morgan's Point:** Mid-50s F. **S of Morgan's Point:** Low 60s F.
- Visibility:** Not favoring any visibility issues for Sunday.

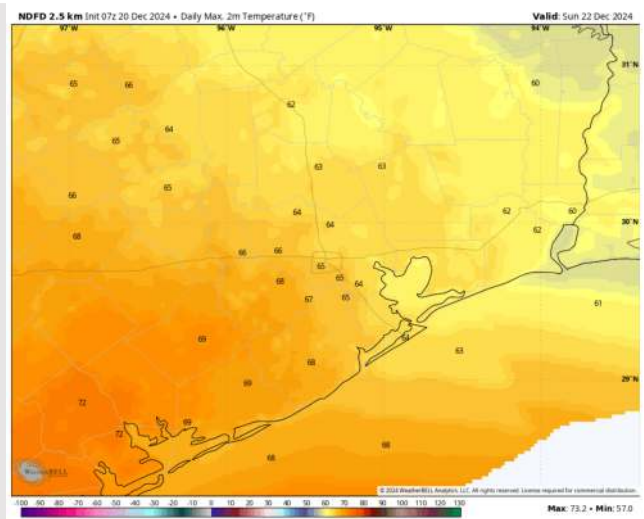
## Precip Image: 12 PM CT



Wind Speed:  
5 AM CT



High Temps  
Sunday

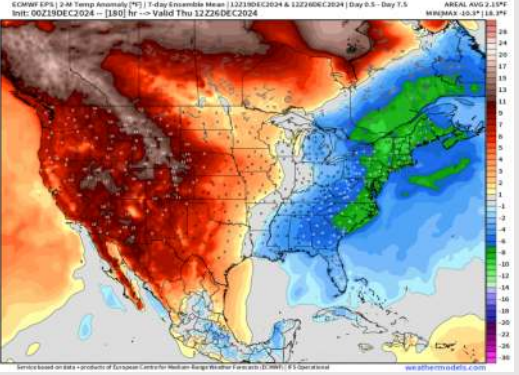




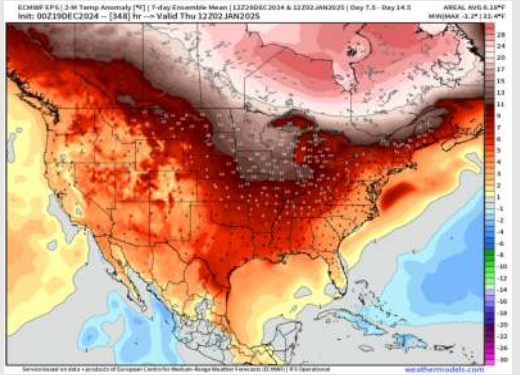
# Houston Pilots: 12/20/24



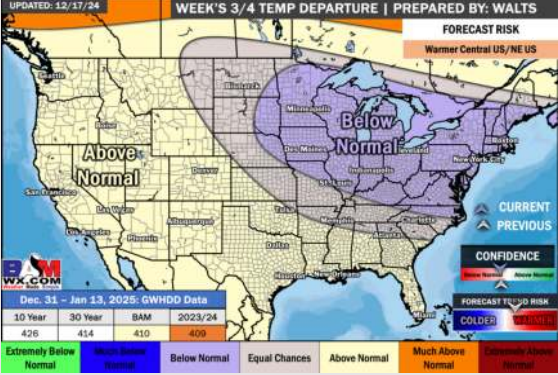
**Next 7 Day Temperature Departure**



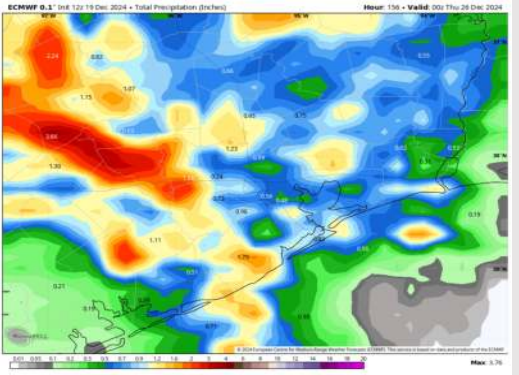
**8-14 Day Temperature Departure**



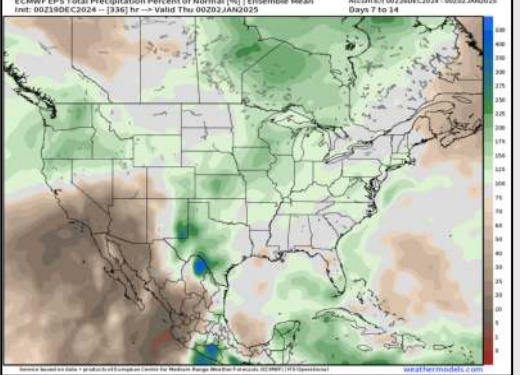
**15-30 Day Temperature Departure**



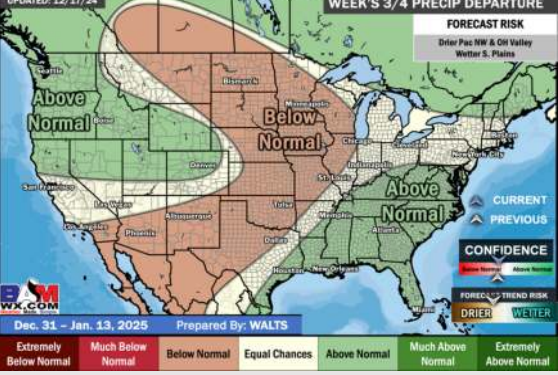
**Next 7 Day Total Precipitation**



**8-14 Day % of Average Precip.**



**15-30 Day % of Average Precip.**



- Temps are expected to be near normal for the week 1 timeframe. Favoring dry conditions for the beginning of week 1 before rain returns in the middle of next week.
- Above-normal temperatures are favored for week 2. Favoring slightly above normal rainfall for week 2.
- Above normal temperatures and above normal precipitation chances are expected for the weeks 3/4 timeframe.