

Houston Pilots Forecast Package



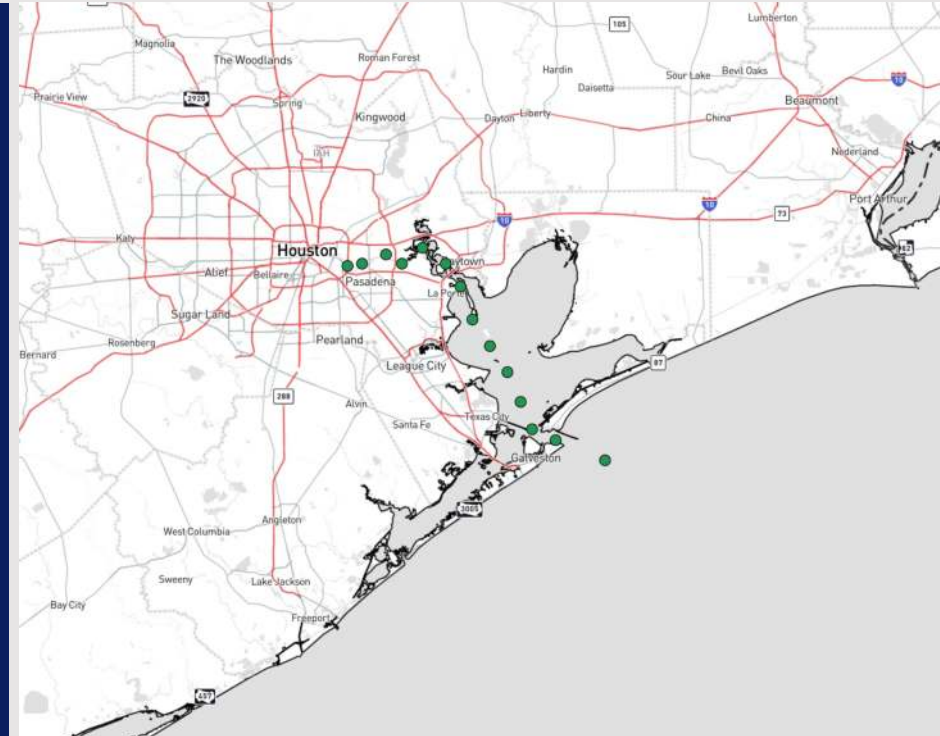
Updated: 2:20 AM CT

Thursday, December 19, 2024

Forecaster: John Kemper

Weather Headlines

- Winds will slowly increase Friday as another system approaches.
- No fog is anticipated over the next 48 hours, with all patchy risks for Friday AM remaining W of Stations.
- Dry weather favored through the weekend.



Current Radar: 2:05 AM CT

As always, please do not hesitate to reach out to us with any forecast questions at **(317)-560-8122**. Press 1 for forecast questions.

You can also access real-time forecast updates and 24/7 meteorological chat assistance on your [Clarity](#) app. Click [here](#) for login assistance.



Houston Pilots Extended Range Visibility Report



Sunday 12/22/24

Fog is not favored for Saturday.



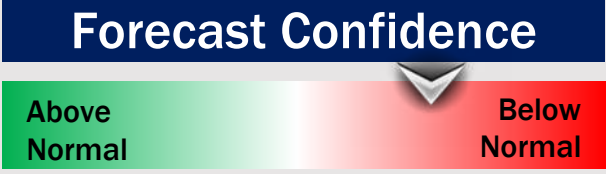
Tuesday 12/24/24

Fog is not favored for Tuesday.



Monday 12/23/24

A low-end risk for Fog is in play for Monday AM. Confidence remains low on coverage and if the threat can continue into the PM.



Chance for Fog

Sunday AM	Unlikely
Sunday PM	Unlikely
Monday AM	Low-End
Monday PM	Unlikely
Tuesday AM	Unlikely
Tuesday PM	Unlikely

Houston Pilots Visibility Chart (miles)



Forecast Confidence



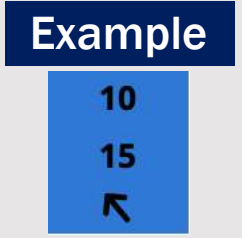
Visibility	Thu 4 am	Thu 5 am	Thu 6 am	Thu 7 am	Thu 8 am	Thu 9 am	Thu 10 am	Thu 11 am	Thu 12 pm	Thu 1 pm	Thu 2 pm	Thu 3 pm	Thu 4 pm	Thu 5 pm	Thu 6 pm	Thu 7 pm	Thu 8 pm	Thu 9 pm	Thu 10 pm	Thu 11 pm	Fri 12 am	Fri 1 am	Fri 2 am	Fri 3 am
Houston Pilots N - 610 Bridge	10	10	10	10	10	10	10	10	10	10	10	10	10	10	10	10	10	10	10	10	10	10	10	10
Houston Pilots M - Kinder 1	10	10	10	10	10	10	10	10	10	10	10	10	10	10	10	10	10	10	10	10	10	10	10	10
Houston Pilots L - Greens Bayou	10	10	10	10	10	10	10	10	10	10	10	10	10	10	10	10	10	10	10	10	10	10	10	10
Houston Pilots K - Shell Crude	10	10	10	10	10	10	10	10	10	10	10	10	10	10	10	10	10	10	10	10	10	10	10	10
Houston Pilots J - Lynchburg Ferries	10	10	10	10	10	10	10	10	10	10	10	10	10	10	10	10	10	10	10	10	10	10	10	10
Houston Pilots I - Exxon 3	10	10	10	10	10	10	10	10	10	10	10	10	10	10	10	10	10	10	10	10	10	10	10	10
Houston Pilots H - Morgans Point	10	10	10	10	10	10	10	10	10	10	10	10	10	10	10	10	10	10	10	10	10	10	10	10
Houston Pilots G - 75/76	10	10	10	10	10	10	10	10	10	10	10	10	10	10	10	10	10	10	10	10	10	10	9	8
Houston Pilots F - 63/64	10	10	10	10	10	10	10	10	10	10	10	10	10	10	10	10	10	10	10	10	10	10	9	8
Houston Pilots E - 51/52	10	10	10	10	10	10	10	10	10	10	10	10	10	10	10	10	10	10	10	10	10	10	9	9
Houston Pilots D - 37/38	10	10	10	10	10	10	10	10	10	10	10	10	10	10	10	10	10	10	10	10	10	10	9	9
Houston Pilots C - 25/26	10	10	10	10	10	10	10	10	10	10	10	10	10	10	10	10	10	10	10	10	10	10	9	9
Houston Pilots B - 11/12	10	10	10	10	10	10	10	10	10	10	10	10	10	10	10	10	10	10	10	10	10	10	10	10
Houston Pilots A - 1 & 2 Bravo	10	10	10	10	10	9	10	10	10	10	10	10	10	10	10	10	10	10	10	10	9	9	10	10

NOTE: This is automated data that may/may not agree with the official BAM thinking that's found on the daily slides or special visibility report slides. This data should be used as a guide only

Houston Pilots Wind Chart



Sustained wind 10 Knots
 Gusts 15 Knots
 Wind from the SE



Wind	Thu 4 am	Thu 5 am	Thu 6 am	Thu 7 am	Thu 8 am	Thu 9 am	Thu 10 am	Thu 11 am	Thu 12 pm	Thu 1 pm	Thu 2 pm	Thu 3 pm	Thu 4 pm	Thu 5 pm	Thu 6 pm	Thu 7 pm	Thu 8 pm	Thu 9 pm	Thu 10 pm	Thu 11 pm	Fri 12 am	Fri 1 am	Fri 2 am	Fri 3 am
Houston Pilots N - 610 Bridge	7 ↓	6 ↓	6 ↓	6 ↓	6 ↓	6 ↓	6 ↓	5 ↓	5 ↓	3 ↓	3 ↓	3 ↓	3 ↓	2 ↓	2 ↓	2 ↓	1 ↓	1 ↓	1 ↓	1 ↓	1 ↓	2 ↓	2 ↓	2 ↓
Houston Pilots M - Kinder 1	7 ↓	6 ↓	6 ↓	6 ↓	6 ↓	6 ↓	6 ↓	5 ↓	5 ↓	3 ↓	3 ↓	3 ↓	3 ↓	2 ↓	2 ↓	1 ↓	1 ↓	1 ↓	1 ↓	1 ↓	1 ↓	2 ↓	2 ↓	2 ↓
Houston Pilots L - Greens Bayou	7 ↓	6 ↓	6 ↓	6 ↓	6 ↓	6 ↓	6 ↓	5 ↓	5 ↓	3 ↓	3 ↓	3 ↓	3 ↓	2 ↓	2 ↓	1 ↓	1 ↓	1 ↓	1 ↓	1 ↓	1 ↓	2 ↓	2 ↓	2 ↓
Houston Pilots K - Shell Crude	7 ↓	6 ↓	6 ↓	6 ↓	6 ↓	6 ↓	6 ↓	5 ↓	5 ↓	3 ↓	3 ↓	3 ↓	3 ↓	2 ↓	2 ↓	1 ↓	1 ↓	1 ↓	1 ↓	1 ↓	1 ↓	2 ↓	2 ↓	3 ↓
Houston Pilots J - Lynchburg Ferries	6 ↓	6 ↓	6 ↓	6 ↓	6 ↓	5 ↓	6 ↓	5 ↓	3 ↓	3 ↓	3 ↓	3 ↓	3 ↓	2 ↓	2 ↓	1 ↓	1 ↓	1 ↓	1 ↓	1 ↓	1 ↓	2 ↓	2 ↓	2 ↓
Houston Pilots I - Exxon 3	10 ↓	10 ↓	9 ↓	8 ↓	8 ↓	8 ↓	8 ↓	6 ↓	6 ↓	6 ↓	5 ↓	5 ↓	5 ↓	3 ↓	3 ↓	3 ↓	3 ↓	2 ↓	3 ↓	3 ↓	3 ↓	5 ↓	5 ↓	6 ↓
Houston Pilots H - Morgans Point	10 ↓	10 ↓	9 ↓	8 ↓	8 ↓	8 ↓	8 ↓	6 ↓	6 ↓	6 ↓	5 ↓	5 ↓	5 ↓	3 ↓	3 ↓	3 ↓	3 ↓	2 ↓	3 ↓	3 ↓	3 ↓	5 ↓	5 ↓	6 ↓
Houston Pilots G - 75/76	13 ↓	13 ↓	12 ↓	10 ↓	10 ↓	9 ↓	8 ↓	7 ↓	6 ↓	6 ↓	5 ↓	3 ↓	3 ↓	3 ↓	3 ↓	3 ↓	3 ↓	3 ↓	3 ↓	3 ↓	5 ↓	6 ↓	6 ↓	8 ↓
Houston Pilots F - 63/64	13 ↓	13 ↓	12 ↓	12 ↓	10 ↓	10 ↓	9 ↓	8 ↓	6 ↓	5 ↓	3 ↓	3 ↓	3 ↓	3 ↓	3 ↓	3 ↓	3 ↓	3 ↓	3 ↓	3 ↓	3 ↓	5 ↓	6 ↓	6 ↓
Houston Pilots E - 51/52	13 ↓	13 ↓	13 ↓	12 ↓	10 ↓	10 ↓	9 ↓	8 ↓	7 ↓	6 ↓	5 ↓	3 ↓	3 ↓	3 ↓	3 ↓	3 ↓	3 ↓	3 ↓	3 ↓	3 ↓	3 ↓	5 ↓	6 ↓	6 ↓
Houston Pilots D - 37/38	13 ↓	13 ↓	13 ↓	12 ↓	10 ↓	10 ↓	9 ↓	8 ↓	7 ↓	6 ↓	6 ↓	3 ↓	3 ↓	3 ↓	3 ↓	3 ↓	3 ↓	2 ↓	3 ↓	3 ↓	3 ↓	5 ↓	6 ↓	6 ↓
Houston Pilots C - 25/26	13 ↓	13 ↓	13 ↓	12 ↓	10 ↓	10 ↓	10 ↓	9 ↓	8 ↓	7 ↓	6 ↓	5 ↓	3 ↓	3 ↓	3 ↓	3 ↓	2 ↓	2 ↓	3 ↓	3 ↓	3 ↓	5 ↓	6 ↓	6 ↓
Houston Pilots B - 11/12	13 ↓	13 ↓	12 ↓	10 ↓	10 ↓	10 ↓	10 ↓	9 ↓	8 ↓	8 ↓	6 ↓	6 ↓	5 ↓	3 ↓	3 ↓	2 ↓	2 ↓	2 ↓	2 ↓	2 ↓	3 ↓	3 ↓	5 ↓	6 ↓
Houston Pilots A - 1 & 2 Bravo	15 ↓	15 ↓	14 ↓	13 ↓	13 ↓	12 ↓	10 ↓	10 ↓	9 ↓	8 ↓	6 ↓	6 ↓	5 ↓	3 ↓	3 ↓	3 ↓	3 ↓	3 ↓	3 ↓	3 ↓	3 ↓	5 ↓	6 ↓	8 ↓

NOTE: This is automated data that may/may not agree with the official BAM thinking that's found on the daily slides. This data should be used as a guide only.

Forecast Discussion

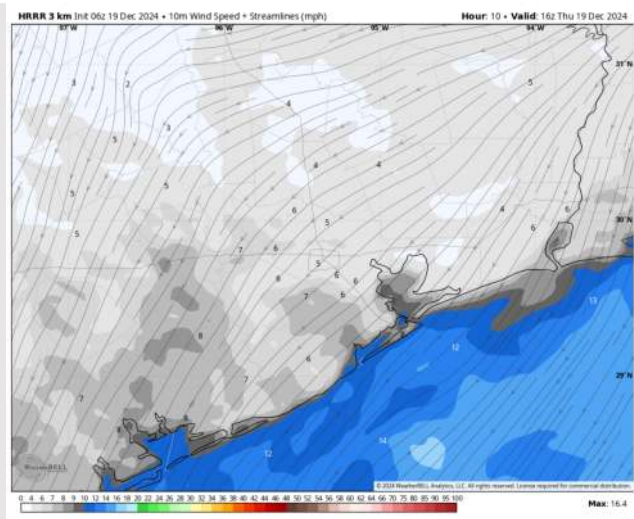
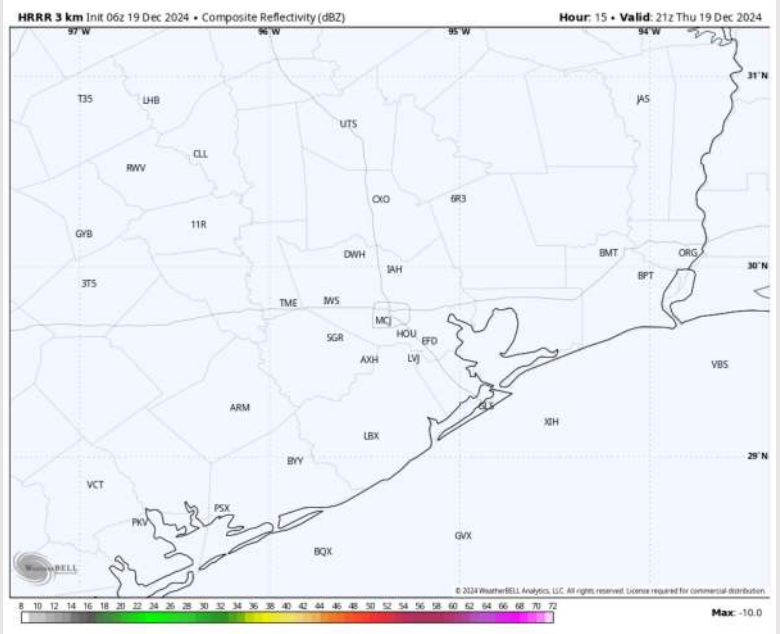
Precip: Favoring dry conditions for today.

Wind: Winds will be generally out of the N/NE through the 12PM. Beyond 12PM, winds will become variable. **N of Morgan's Point:** Winds will be at 3 - 8 kts throughout the day. **S of Morgan's Point:** Winds will be at 10-15 kts through 12 PM, decreasing to 4-9 kts after that time.

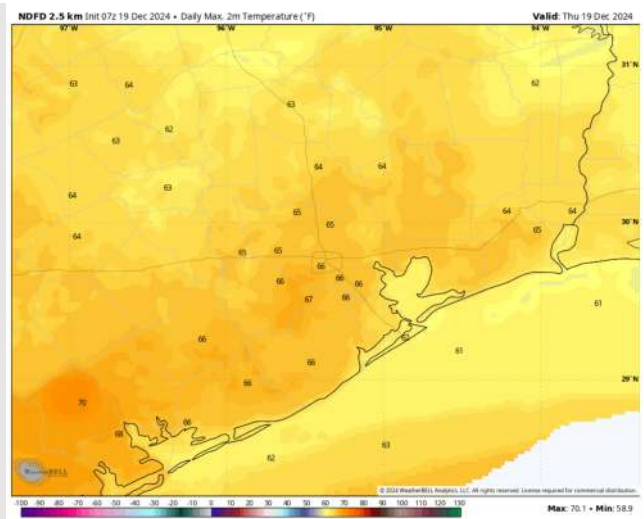
High Temps: **N of Morgan's Point:** Mid 60s F. **S of Morgan's Point:** Low 60s F.

Visibility: Not favoring any visibility issues for today.

Precip Image: 3 PM CT



Wind Speed:
10 AM CT



High Temps
Today

Houston Pilots: FRI. 12/20/2024



Forecast Discussion

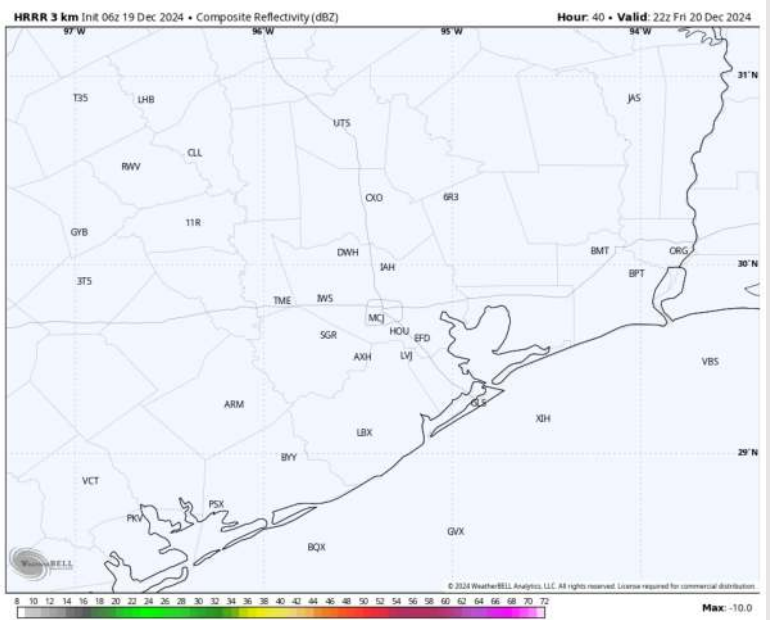
Precip: Favoring dry conditions for Friday.

Wind: Winds will be out of the N / NNE throughout Friday. **N of Morgan's Point:** Winds will be at 3 – 8 kts throughout Friday. **S of Morgan's Point:** Winds will start at 4 – 9 kts through 6AM before increasing to 10 - 15 kts for all of Friday. Winds at the Boarding Station will increase to 15 – 19 kts after 11 AM. **A few gusts of up to 25kts will be possible for stations 11/12 and the Boarding Station from 8AM through all of Friday.**

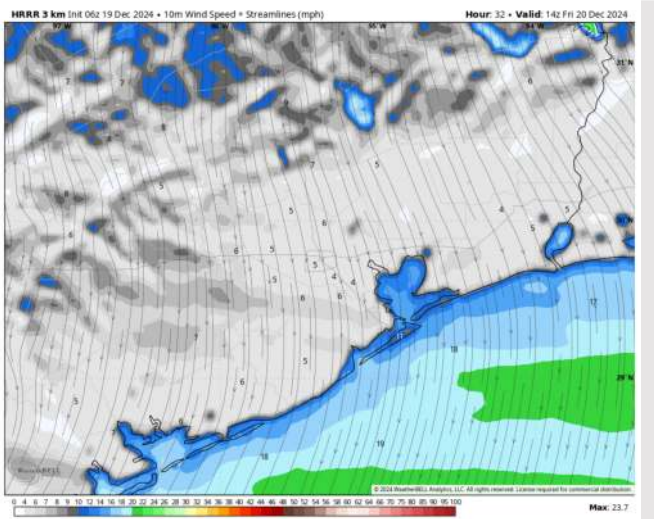
High Temps: **N of Morgan's Point:** Mid to upper 60s F. **S of Morgan's Point:** Lower to Mid 60s F.

Visibility: Thinking all low-end, patchy fog risks remain west of all stations over land.

Precip Image: 4 PM CT

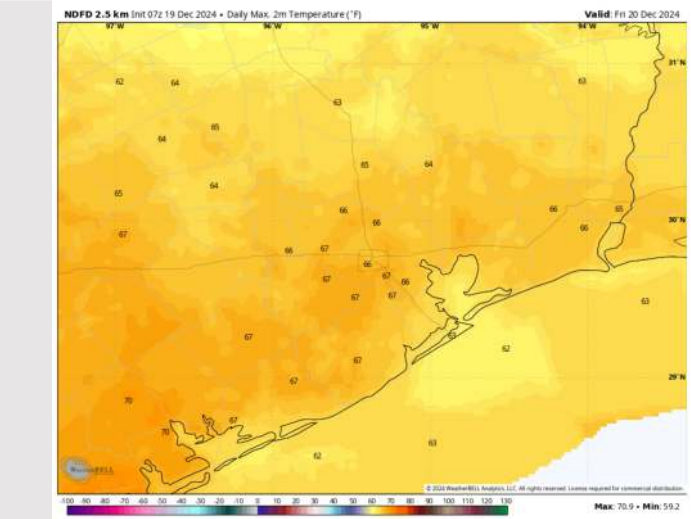


Wind Speed: 8 AM CT



Wind Speed:
8 AM CT

High Temps Friday



High Temps
Friday

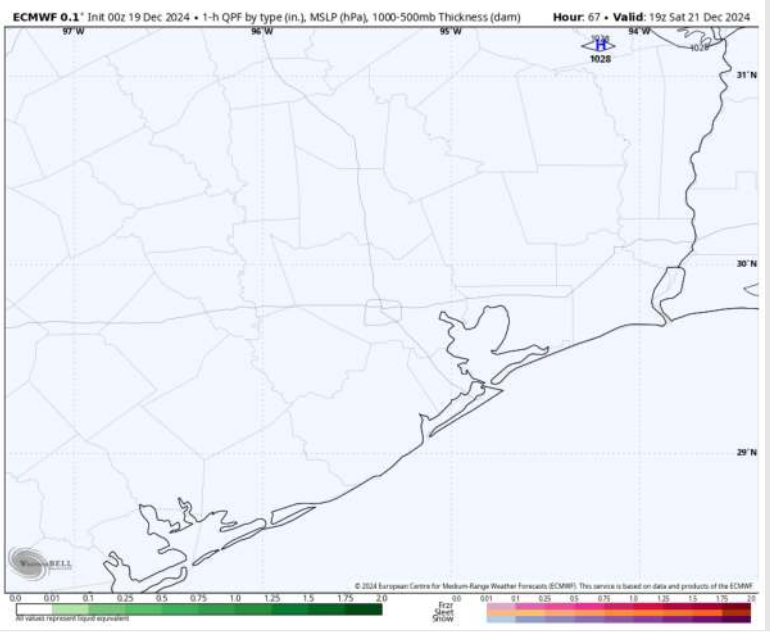
Houston Pilots: SAT. 12/21/2024



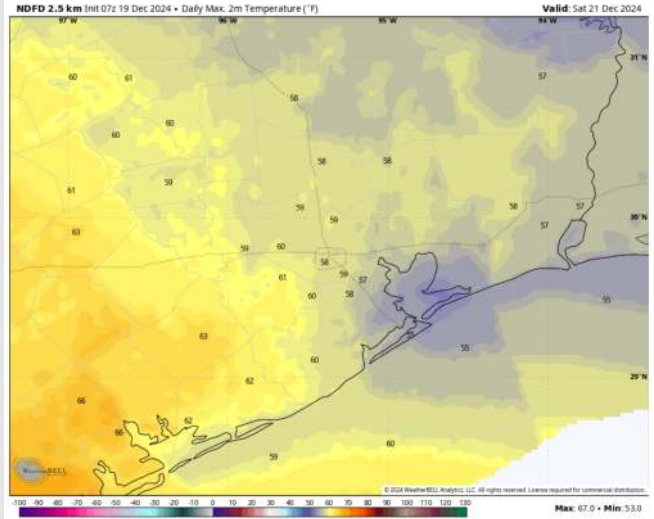
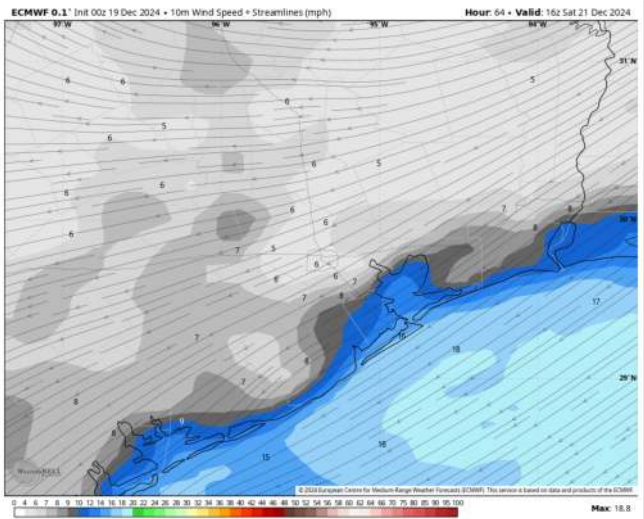
Forecast Discussion

- Precip:** Favoring dry conditions for Saturday.
- Wind:** Winds will be out of the NE / ENE for all of Saturday.
- N of Morgan's Point:** Winds will be at 5 - 10 kts for the entire day.
- S of Morgan's Point:** Winds will be at 10 - 15 kts for the entire day.
- High Temps:** N of Morgan's Point: Upper 50s F. S of Morgan's Point: Lower to mid 50s F.
- Visibility:** No visibility concerns favored for Saturday.

Precip Image: 1 PM CT

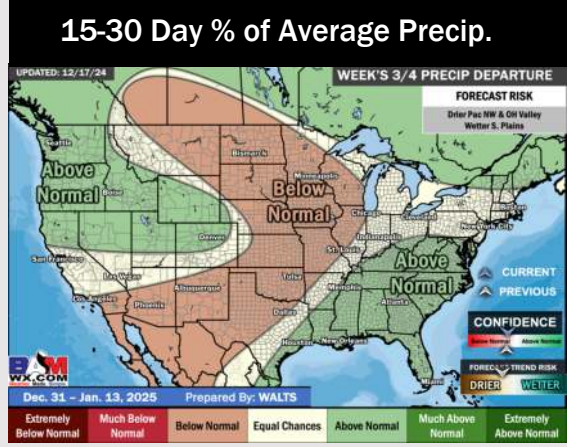
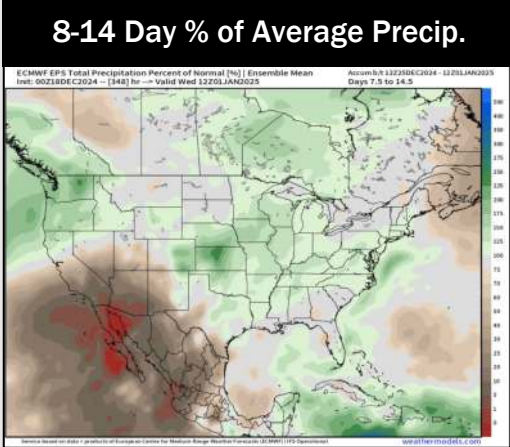

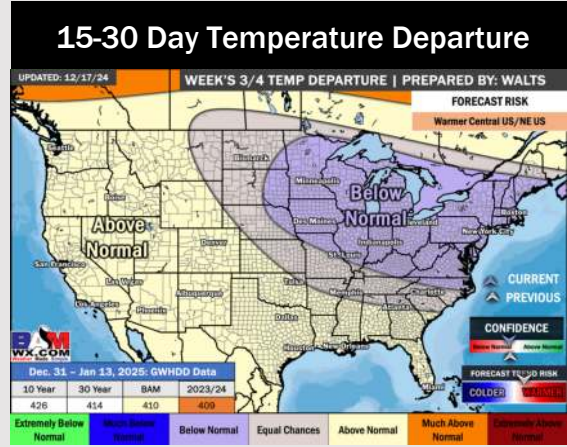
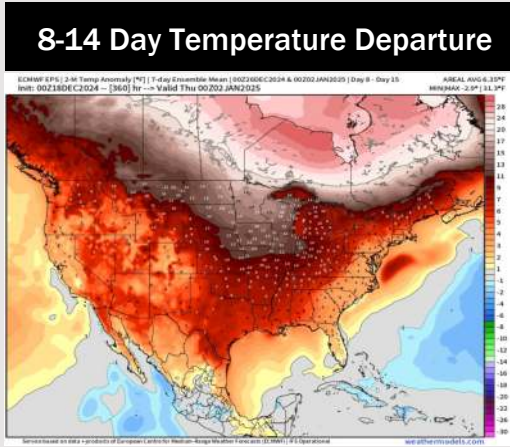
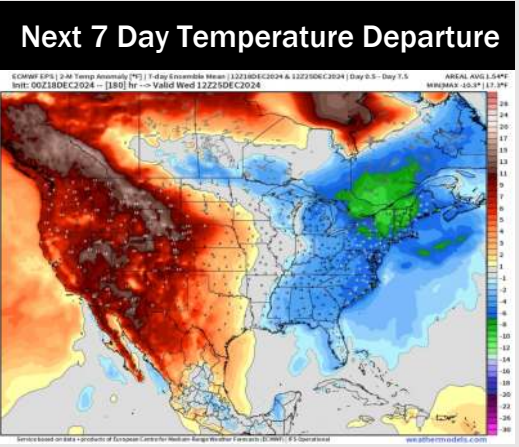


Wind Speed
10 AM CT



High Temps
Saturday

Houston Pilots: 12/19/24



- Temps are expected to be near normal for the week 1 timeframe. After the front passes this afternoon, precip isn't favored until the middle of next week.
- Above normal temperatures are favored for week 2. Slightly cooler trends are possible due to storms, but warm regardless. Favoring slightly above normal rainfall week 2.
- Above normal temperatures and above normal precipitation chances are expected for the weeks 3/4 timeframe.