

# Houston Pilots Forecast Package



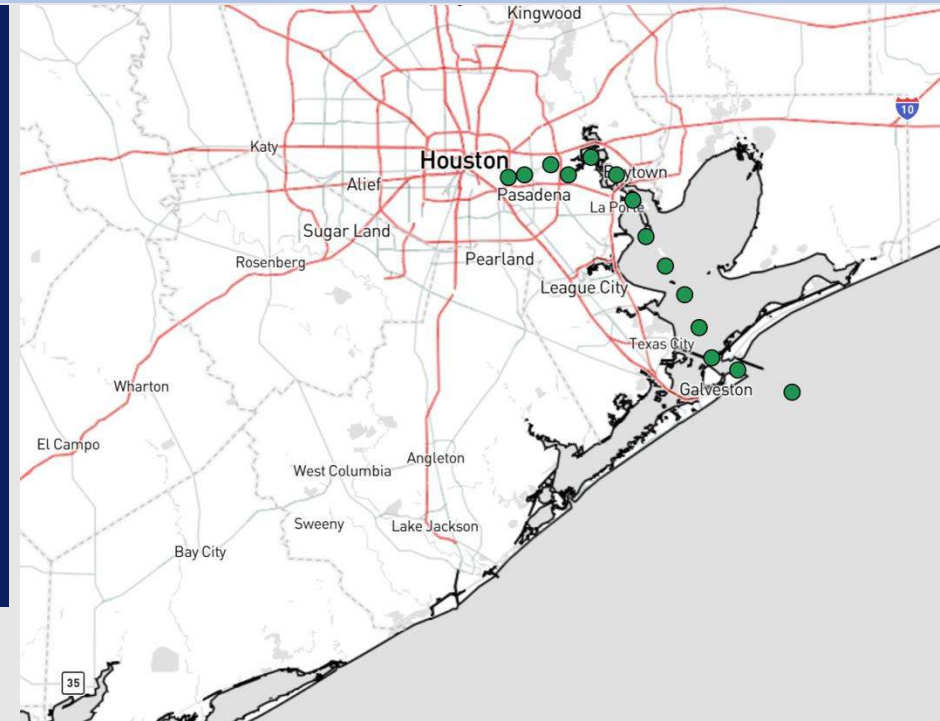
Updated: 12:00 PM CT

Saturday, November 30, 2024

Forecaster: Adam Feick

## Weather Headlines

- Favoring dry conditions through the rest of the weekend.
- Wind gusts of 20 – 25 kts will return to start the week Monday.
- No visibility concerns into early next week.



Current Radar: 11:30 AM CT



As always, please do not hesitate to reach out to us with any forecast questions via the chat option on Clarity or our on-call number, **(317)-560-8122** press 1 for forecast questions.

# Houston Pilots Extended Range Visibility Report



## Tuesday 12/3/24

Fog not favored for TUE.

### Forecast Confidence



## Thursday 12/5/24

Fog not favored for THU.

### Forecast Confidence



## Wednesday 12/4/24

Fog not favored for WED.

### Forecast Confidence



## Chance for Fog

Tuesday AM	Unlikely
Tuesday PM	Unlikely
Wednesday AM	Unlikely
Wednesday PM	Unlikely
Thursday AM	Unlikely
Thursday PM	Unlikely

# Houston Pilots Visibility Chart (miles)



## Forecast Confidence



Visibility	Sat 1 pm	Sat 2 pm	Sat 3 pm	Sat 4 pm	Sat 5 pm	Sat 6 pm	Sat 7 pm	Sat 8 pm	Sat 9 pm	Sat 10 pm	Sat 11 pm	Sun 12 am	Sun 1 am	Sun 2 am	Sun 3 am	Sun 4 am	Sun 5 am	Sun 6 am	Sun 7 am	Sun 8 am	Sun 9 am	Sun 10 am	Sun 11 am	Sun 12 pm
Houston Pilots N - 610 Bridge	10	10	10	10	10	10	10	10	10	10	10	10	10	10	10	10	10	10	10	10	10	10	10	10
Houston Pilots M - Kinder 1	10	10	10	10	10	10	10	10	10	10	10	10	10	10	10	10	10	10	10	10	10	10	10	10
Houston Pilots L - Greens Bayou	10	10	10	10	10	10	10	10	10	10	10	10	10	10	10	10	10	10	10	10	10	10	10	10
Houston Pilots K - Shell Crude	10	10	10	10	10	10	10	10	10	10	10	10	10	10	10	10	10	10	10	10	10	10	10	10
Houston Pilots J - Lynchburg Ferries	10	10	10	10	10	10	10	10	10	10	10	10	10	10	10	10	10	10	10	10	10	10	10	10
Houston Pilots I - Exxon 3	10	10	10	10	10	10	10	10	10	10	10	10	10	10	10	10	10	10	10	10	10	10	10	10
Houston Pilots H - Morgans Point	10	10	10	10	10	10	10	10	10	10	10	10	10	10	10	10	10	10	10	10	10	10	10	10
Houston Pilots G - 75/76	10	10	10	10	10	10	10	10	10	10	10	10	10	10	10	10	10	10	10	10	10	10	10	10
Houston Pilots F - 63/64	10	10	10	10	10	10	10	10	10	10	10	10	10	10	10	10	10	10	10	10	10	10	10	10
Houston Pilots E - 51/52	10	10	10	10	10	10	10	10	10	10	10	10	10	10	10	10	10	10	10	10	10	10	10	10
Houston Pilots D - 37/38	10	10	10	10	10	10	10	10	10	10	10	10	10	10	10	10	10	10	10	10	10	10	10	10
Houston Pilots C - 25/26	10	10	10	10	10	10	10	10	10	10	10	10	10	10	10	10	10	10	10	10	10	10	10	10
Houston Pilots B - 11/12	10	10	10	10	10	10	10	10	10	10	10	10	10	10	10	10	10	10	10	10	10	10	10	10
Houston Pilots A - 1 & 2 Bravo	10	10	10	10	10	10	10	10	10	10	10	10	10	10	10	10	10	10	10	10	10	10	10	10

**NOTE: This is automated data that may/may not agree with the official BAM thinking that's found on the daily slides or special visibility report slides. This data should be used as a guide only**

# Houston Pilots Wind Chart



→ Sustained wind 10 Knots  
 → Gusts 15 Knots  
 → Wind from the SE

**Example**

10  
 15  
 ↙

Wind	Sat 1 pm	Sat 2 pm	Sat 3 pm	Sat 4 pm	Sat 5 pm	Sat 6 pm	Sat 7 pm	Sat 8 pm	Sat 9 pm	Sat 10 pm	Sat 11 pm	Sun 12 am	Sun 1 am	Sun 2 am	Sun 3 am	Sun 4 am	Sun 5 am	Sun 6 am	Sun 7 am	Sun 8 am	Sun 9 am	Sun 10 am	Sun 11 am	Sun 12 pm	
Houston Pilots N - 610 Bridge	6 13 ←	6 12 ←	6 10 ←	5 10 ←	5 9 ←	5 8 ←	3 8 ←	3 7 ←	2 7 ←	2 6 ←	2 6 ←	2 6 ←	2 6 ←	2 6 ←	2 7 ←	3 7 ←	3 7 ←	3 7 ←	3 7 ←	3 7 ←	3 8 ←	5 9 ←	6 10 ←	6 10 ←	
Houston Pilots M - Kinder 1	6 13 ←	6 12 ←	6 12 ←	5 10 ←	5 9 ←	5 8 ←	3 7 ←	3 7 ←	2 6 ←	2 6 ←	2 6 ←	2 6 ←	2 6 ←	2 6 ←	2 7 ←	3 7 ←	3 7 ←	3 7 ←	3 7 ←	3 7 ←	3 8 ←	5 9 ←	6 10 ←	6 10 ←	
Houston Pilots L - Greens Bayou	6 13 ←	6 12 ←	6 12 ←	6 10 ←	5 9 ←	5 8 ←	3 7 ←	3 7 ←	2 7 ←	2 6 ←	2 6 ←	2 6 ←	2 6 ←	2 6 ←	3 7 ←	3 7 ←	3 7 ←	3 7 ←	3 7 ←	3 8 ←	3 8 ←	5 9 ←	6 10 ←	6 10 ←	
Houston Pilots K - Shell Crude	7 13 ←	6 13 ←	6 12 ←	6 10 ←	6 9 ←	5 8 ←	3 7 ←	3 7 ←	3 7 ←	2 6 ←	2 6 ←	2 6 ←	2 6 ←	2 6 ←	3 7 ←	3 7 ←	3 7 ←	3 7 ←	3 7 ←	3 8 ←	3 8 ←	5 9 ←	6 10 ←	6 12 ←	
Houston Pilots J - Lynchburg Ferries	6 13 ←	6 12 ←	6 10 ←	5 9 ←	5 8 ←	3 8 ←	3 7 ←	3 7 ←	2 6 ←	2 6 ←	2 5 ←	2 5 ←	2 5 ←	2 5 ←	2 6 ←	3 7 ←	3 7 ←	3 7 ←	3 7 ←	3 7 ←	3 8 ←	3 8 ←	5 9 ←	5 10 ←	6 10 ←
Houston Pilots I - Exxon 3	8 14 ←	8 14 ←	8 13 ←	7 12 ←	7 10 ←	6 9 ←	6 8 ←	6 7 ←	5 7 ←	5 7 ←	5 7 ←	5 7 ←	5 7 ←	5 7 ←	5 7 ←	6 8 ←	6 8 ←	6 8 ←	6 8 ←	6 9 ←	6 9 ←	6 9 ←	7 10 ←	7 12 ←	7 12 ←
Houston Pilots H - Morgans Point	8 14 ←	8 14 ←	8 14 ←	7 13 ←	7 10 ←	6 9 ←	6 8 ←	6 7 ←	5 7 ←	6 7 ←	5 7 ←	5 7 ←	5 7 ←	5 7 ←	6 7 ←	6 8 ←	6 8 ←	6 9 ←	6 9 ←	6 9 ←	7 10 ←	7 10 ←	7 12 ←	7 13 ←	8 13 ←
Houston Pilots G - 75/76	9 16 ←	8 15 ←	8 14 ←	8 13 ←	8 12 ←	7 10 ←	6 9 ←	6 8 ←	6 8 ←	6 8 ←	6 8 ←	6 7 ←	6 7 ←	6 7 ←	7 8 ←	7 8 ←	8 9 ←	8 10 ←	8 10 ←	8 12 ←	8 12 ←	8 13 ←	8 13 ←	8 14 ←	8 14 ←
Houston Pilots F - 63/64	9 16 ←	8 15 ←	8 14 ←	8 13 ←	7 12 ←	7 10 ←	6 9 ←	6 8 ←	6 8 ←	6 8 ←	6 7 ←	6 7 ←	6 7 ←	6 7 ←	7 8 ←	7 8 ←	8 9 ←	8 10 ←	8 10 ←	8 12 ←	8 12 ←	8 13 ←	8 13 ←	8 14 ←	8 14 ←
Houston Pilots E - 51/52	10 16 ←	9 16 ←	8 15 ←	8 14 ←	8 13 ←	7 12 ←	7 9 ←	6 8 ←	6 8 ←	6 8 ←	6 7 ←	6 7 ←	6 7 ←	6 7 ←	7 8 ←	7 8 ←	8 9 ←	8 10 ←	8 10 ←	8 12 ←	8 12 ←	9 13 ←	9 13 ←	9 14 ←	8 15 ←
Houston Pilots D - 37/38	10 16 ←	9 16 ←	8 15 ←	8 14 ←	8 13 ←	7 12 ←	7 10 ←	6 8 ←	6 8 ←	6 8 ←	6 7 ←	6 7 ←	6 7 ←	6 7 ←	7 8 ←	7 8 ←	8 9 ←	8 10 ←	8 10 ←	8 12 ←	8 12 ←	9 13 ←	9 13 ←	9 14 ←	9 15 ←
Houston Pilots C - 25/26	10 17 ←	10 16 ←	9 15 ←	8 14 ←	8 13 ←	7 12 ←	7 10 ←	6 8 ←	6 8 ←	6 8 ←	6 7 ←	6 7 ←	6 7 ←	6 7 ←	7 8 ←	7 8 ←	8 9 ←	8 10 ←	8 10 ←	8 12 ←	8 12 ←	9 13 ←	9 13 ←	10 14 ←	10 15 ←
Houston Pilots B - 11/12	10 16 ←	10 16 ←	9 15 ←	8 14 ←	8 13 ←	7 12 ←	7 10 ←	6 8 ←	6 8 ←	6 8 ←	5 7 ←	5 7 ←	5 7 ←	5 7 ←	6 8 ←	6 8 ←	7 9 ←	7 10 ←	7 10 ←	7 12 ←	7 12 ←	8 13 ←	8 13 ←	8 14 ←	8 15 ←
Houston Pilots A - 1 & 2 Bravo	10 17 ←	10 17 ←	10 16 ←	9 15 ←	9 14 ←	8 13 ←	8 12 ←	8 12 ←	8 10 ←	8 10 ←	7 9 ←	6 8 ←	6 8 ←	6 8 ←	7 9 ←	7 9 ←	8 10 ←	8 10 ←	8 12 ←	8 12 ←	9 13 ←	9 13 ←	10 14 ←	10 14 ←	10 15 ←

**NOTE: This is automated data that may/may not agree with the official BAM thinking that's found on the daily slides. This data should be used as a guide only.**

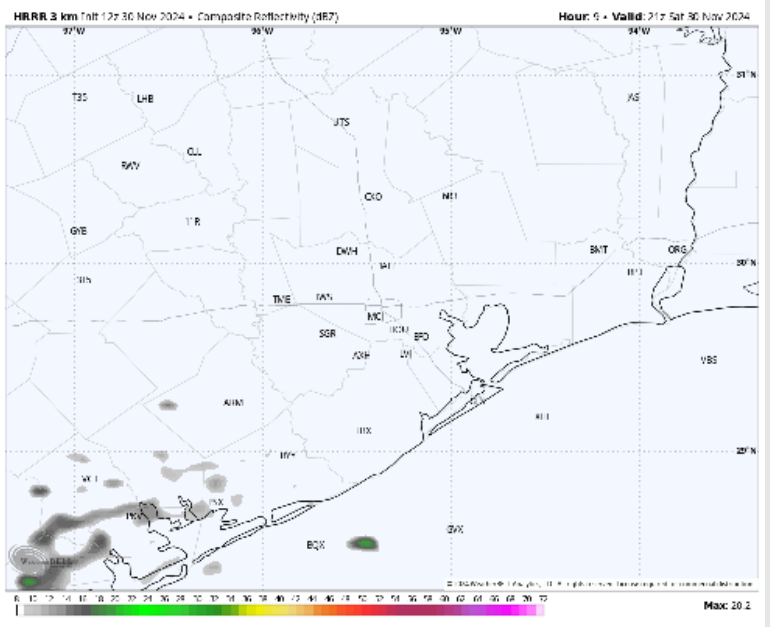
# Houston Pilots: SAT. 11/30/2024



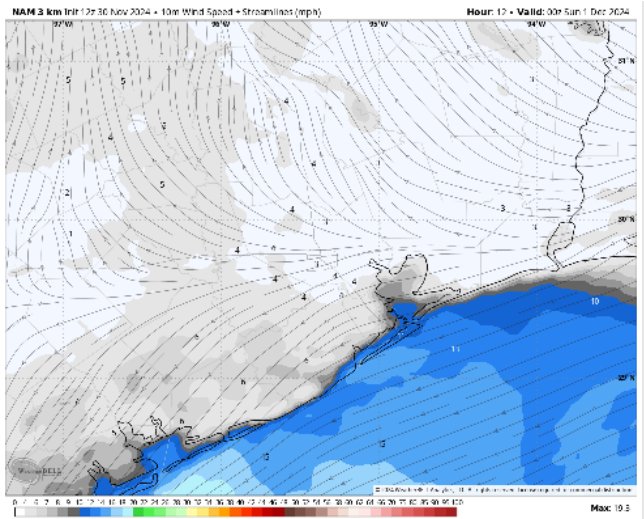
## Forecast Discussion

- Precip:** Favoring dry conditions for the rest of the day.
- Wind:** Winds will be out of the E for the rest of the day. **N of Morgan's Point:** Winds will be at 2– 6 kts throughout the rest of the day. **S of Morgan's Point:** Winds will be at 6 – 10 kts for the rest of the day.
- Low Temps:** **N of Morgan's Point:** Low 60s F. **S of Morgan's Point:** Low 60s F.
- Visibility:** No fog concerns for today.

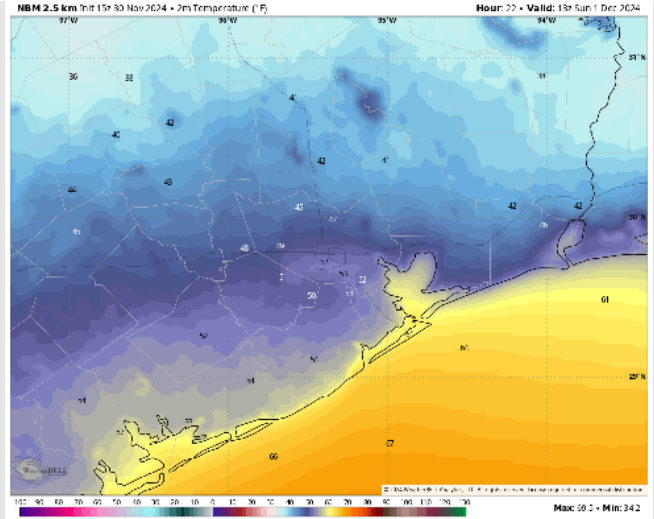
## Precip Image: 3 PM CT



Wind Speed  
6 PM CT



Low Temps  
SUN AM



# Houston Pilots: SUN. 12/1/2024



## Forecast Discussion

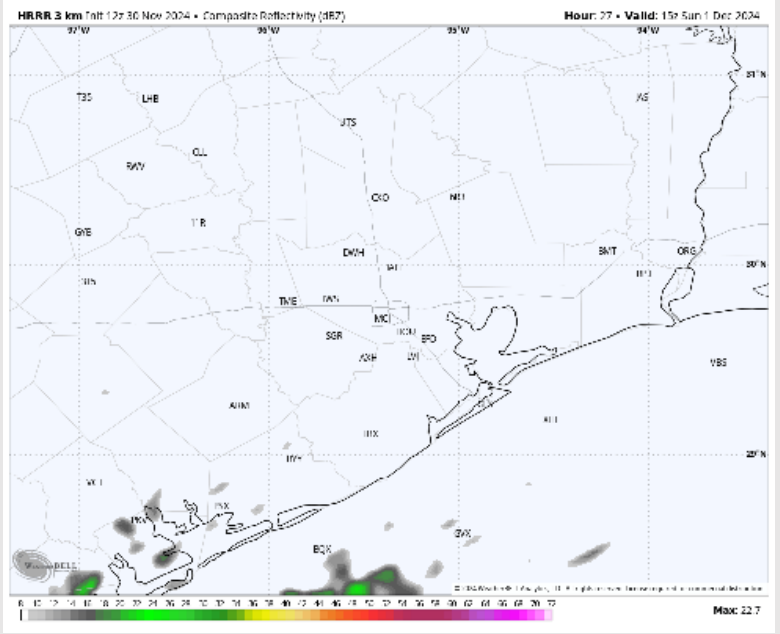
**Precip:** Favoring dry conditions for the day on Sunday.

**Wind:** Winds will be out of the NE throughout the day on Sunday. **N of Morgan's Point:** Winds will be at 3 - 8 kts throughout the day on Sunday. **S of Morgan's Point:** Winds will be at 6 - 12 kts throughout the day on Sunday.

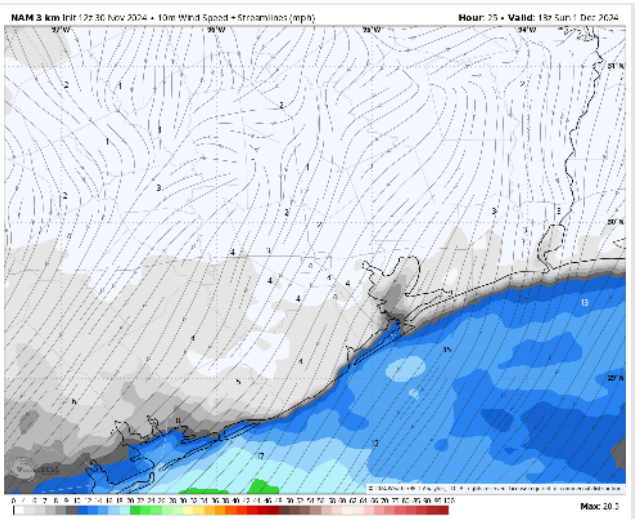
**High Temps:** **N of Morgan's Point:** Mid to upper 60s F. **S of Morgan's Point:** Mid 60s F.

**Visibility:** No visibility concerns for Sunday.

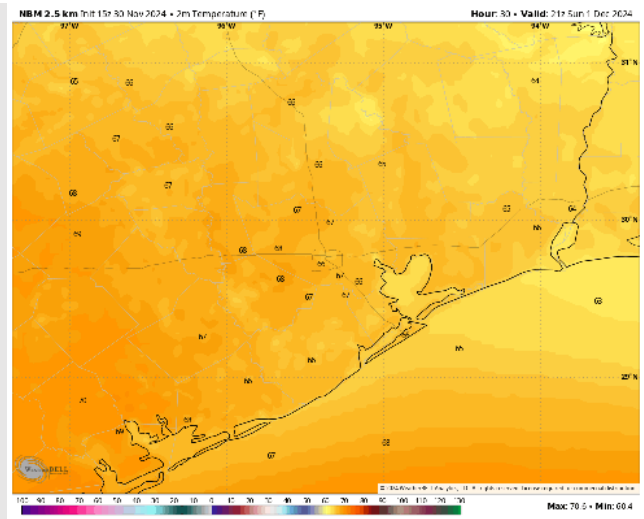
## Precip Image: 9 AM CT



**Wind Speed:  
7 AM CT**



**High Temps  
Sunday**



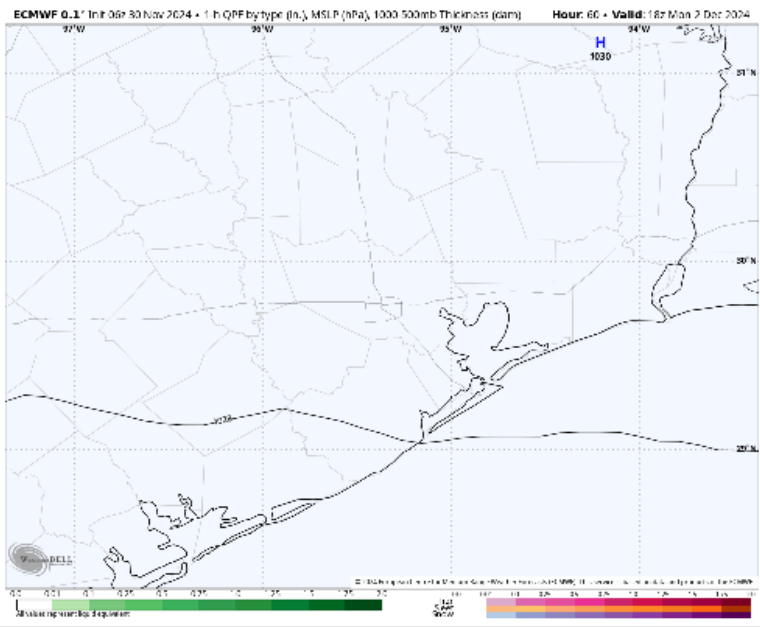
# Houston Pilots: MON. 12/2/2024



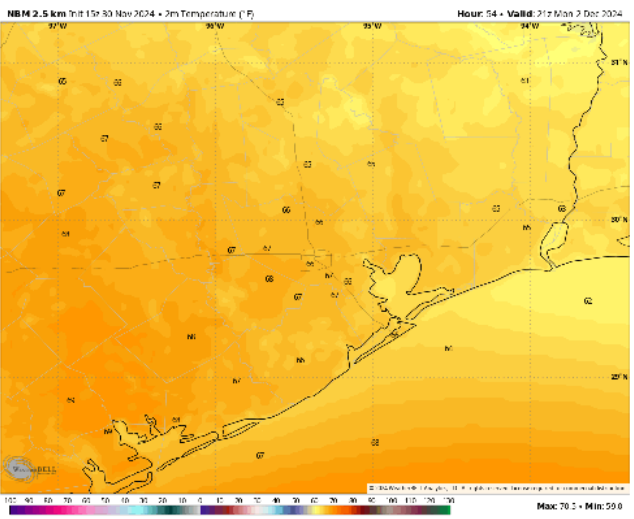
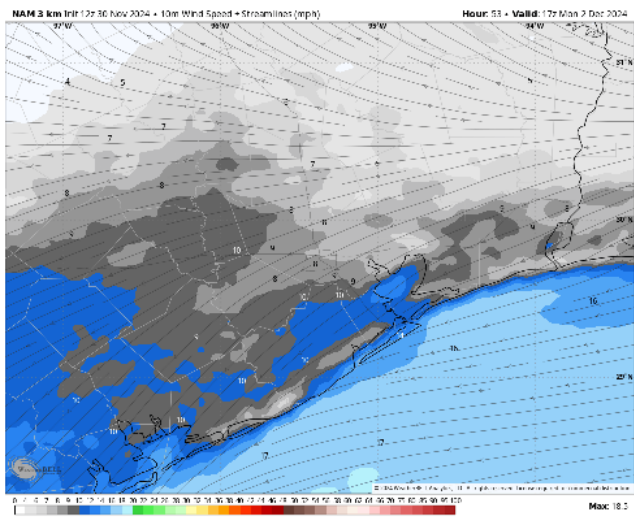
## Forecast Discussion

- Precip:** Favoring dry conditions for the day on Monday.
- Wind:** Winds will be out of the ENE/E throughout the day on Monday. **N of Morgan's Point:** Winds will be at 3 - 8 kts throughout Monday. **S of Morgan's Point:** Winds at 10- 14 kts throughout Monday. **A few gusts S of Morgan's Point of 20 - 25 kts will be possible throughout the day Monday**
- High Temps:** **N of Morgan's Point:** Mid to upper 60s F. **S of Morgan's Point:** Mid 60s F.
- Visibility:** No visibility concerns for Monday

## Precip Image: 12 PM CT



Wind Speed:  
11 AM CT

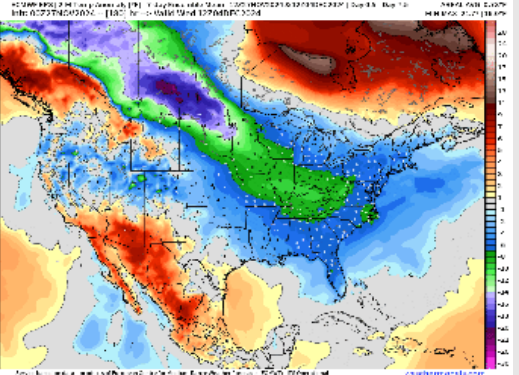


High Temps  
Monday

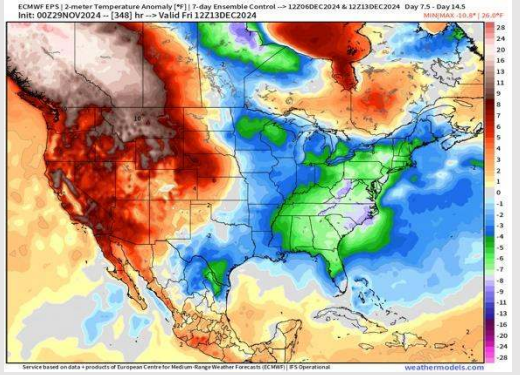
# Houston Pilots: 11/30/24



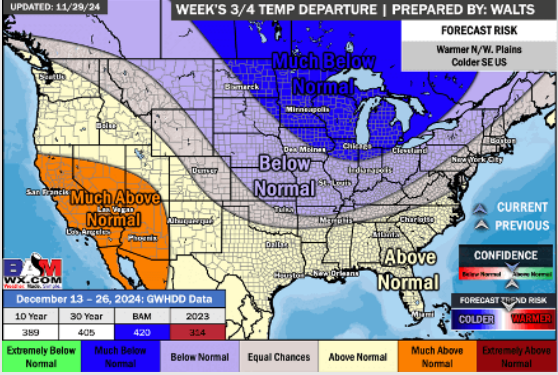
**Next 7 Day Temperature Departure**



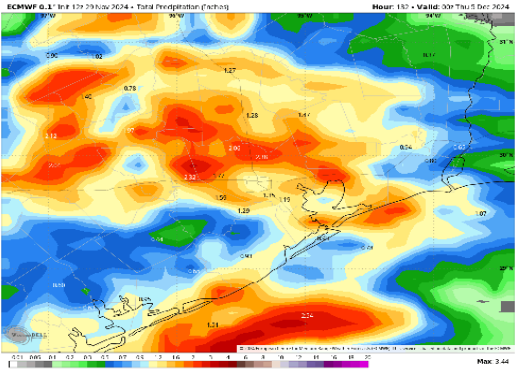
**8-14 Day Temperature Departure**



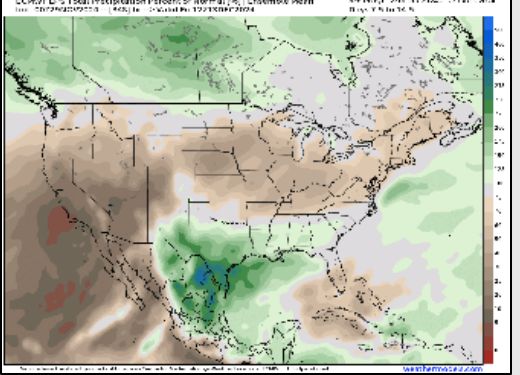
**15-30 Day Temperature Departure**



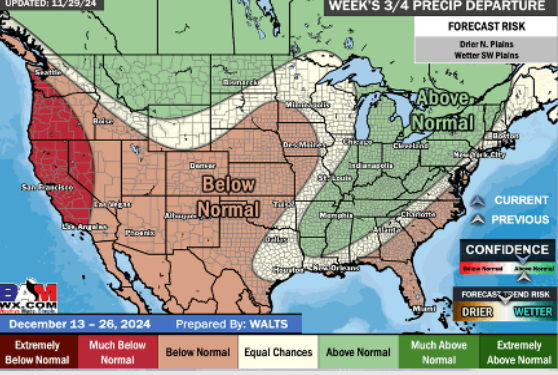
**Next 7 Day Total Precipitation**



**8-14 Day % of Average Precip.**



**15-30 Day % of Average Precip.**



- Temps are expected to be slightly below normal for the week 1 timeframe. Dry conditions favored to start the week 1 timeframe with rain chances arriving during the middle of next week.
- Below normal temperatures are favored for week 2. Favoring above normal rainfall week 2.
- Slightly above normal temperatures and near normal precipitation are expected for the weeks ¾ timeframe.