

Houston Pilots Forecast Package



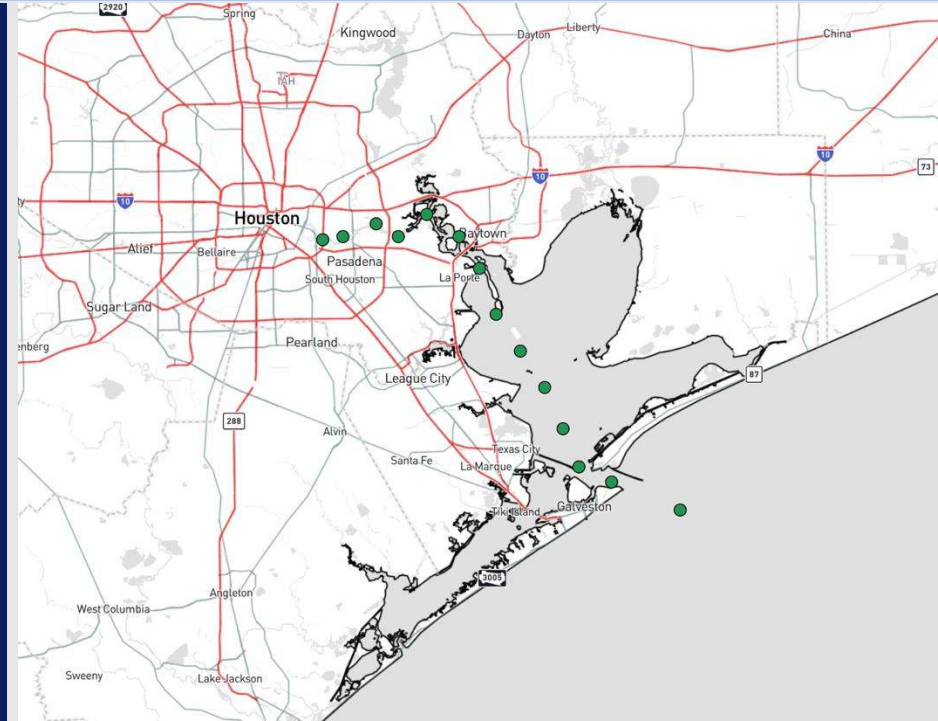
Updated: 12:00 PM CT

Friday, November 22, 2024

Forecaster: Adam Feick

Weather Headlines

- Dry conditions are favored over the next 72 hours.
- Winds are favored to pick up Sunday, with the potential for extended timeframes of 10-15 kts.
- Not favoring any fog concerns over the next 72 hours.



Current Radar: 11:30 AM CT



As always, please do not hesitate to reach out to us with any forecast questions via the chat option on Clarity or our on-call number, **(317)-560-8122** press 1 for forecast questions.

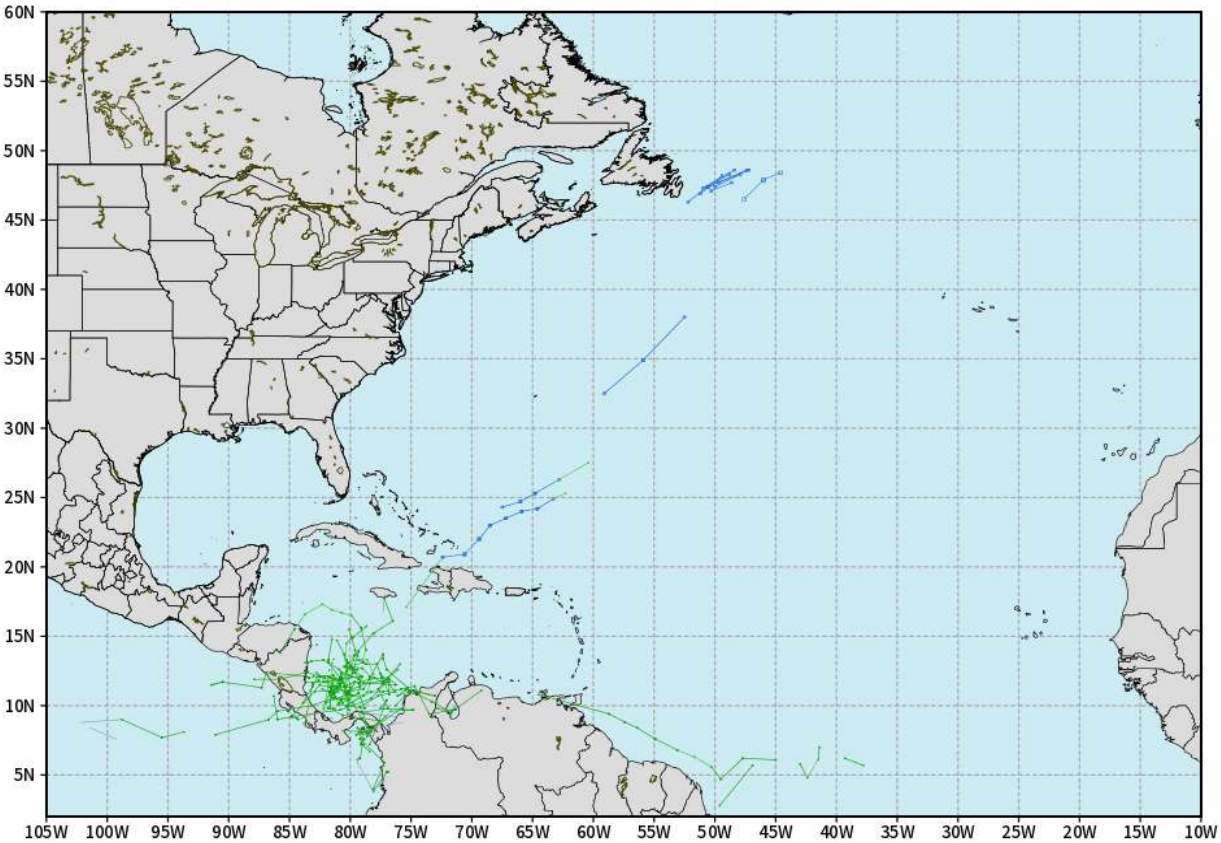
Houston Pilots Tropical Update



European Ensemble Cyclone Tracks

ECMWF ATLANTIC EPS Cyclone Locations --> Next [10-days]
INIT: 00Z22NOV2024 --> UNTIL 00Z02DEC2024

o-o ENSEMBLE MEAN
o-o 1000 - 1010 hPa
o-o 980 - 999 hPa
o-o 960 - 979 hPa
o-o 950 - 959 hPa
o-o < 950 hPa



weathermodels.com

Industry Energy according to our TOS (if5580f5Z0012B597)

Not favoring any tropical impacts for Houston / Galveston Bay over the next 10 days.

Tropical Updates will end on / by November 30th due to end of Season / Lack of Activity.

Houston Pilots Extended Range Visibility Report



Monday 11/25/24

Fog not favored for MON.

Forecast Confidence



Tuesday 11/26/24

Fog not favored for TUE.

Forecast Confidence



Wednesday 11/27/24

Fog not favored for WED.

Forecast Confidence



Chance for Fog

Monday AM	Unlikely
Monday PM	Unlikely
Tuesday AM	Unlikely
Tuesday PM	Unlikely
Wednesday AM	Unlikely
Wednesday PM	Unlikely

Houston Pilots Visibility Chart (miles)



Forecast Confidence



Visibility	Fri 2 pm	Fri 3 pm	Fri 4 pm	Fri 5 pm	Fri 6 pm	Fri 7 pm	Fri 8 pm	Fri 9 pm	Fri 10 pm	Fri 11 pm	Sat 12 am	Sat 1 am	Sat 2 am	Sat 3 am	Sat 4 am	Sat 5 am	Sat 6 am	Sat 7 am	Sat 8 am	Sat 9 am	Sat 10 am	Sat 11 am	Sat 12 pm	Sat 1 pm
Houston Pilots N - 610 Bridge	10	10	10	10	10	10	10	10	10	10	10	10	10	10	10	10	10	10	10	10	10	10	10	10
Houston Pilots M - Kinder 1	10	10	10	10	10	10	10	10	10	10	10	10	10	10	10	10	10	10	10	10	10	10	10	10
Houston Pilots L - Greens Bayou	10	10	10	10	10	10	10	10	10	10	10	10	10	10	10	10	10	10	10	10	10	10	10	10
Houston Pilots K - Shell Crude	10	10	10	10	10	10	10	10	10	10	10	10	10	10	10	10	10	10	10	10	10	10	10	10
Houston Pilots J - Lynchburg Ferries	10	10	10	10	10	10	10	10	10	10	10	10	10	10	10	10	10	10	10	10	10	10	10	10
Houston Pilots I - Exxon 3	10	10	10	10	10	10	10	10	10	10	10	10	10	10	10	10	10	10	10	10	10	10	10	10
Houston Pilots H - Morgans Point	10	10	10	10	10	10	10	10	10	10	10	10	10	10	10	10	10	10	10	10	10	10	10	10
Houston Pilots G - 75/76	10	10	10	10	10	10	10	10	10	10	10	10	10	10	10	10	10	10	10	10	10	10	10	10
Houston Pilots F - 63/64	10	10	10	10	10	10	10	10	10	10	10	10	10	10	10	10	10	10	10	10	10	10	10	10
Houston Pilots E - 51/52	10	10	10	10	10	10	10	10	10	10	10	10	10	10	10	10	10	10	10	10	10	10	10	10
Houston Pilots D - 37/38	10	10	10	10	10	10	10	10	10	10	10	10	10	10	10	10	10	10	10	10	10	10	10	10
Houston Pilots C - 25/26	10	10	10	10	10	10	10	10	10	10	10	10	10	10	10	10	10	10	10	10	10	10	10	10
Houston Pilots B - 11/12	10	10	10	10	10	10	10	10	10	10	10	10	10	10	10	10	10	10	10	10	10	10	10	10
Houston Pilots A - 1 & 2 Bravo	10	10	10	10	10	10	10	10	10	10	10	10	10	10	10	10	10	10	10	10	10	10	10	10

NOTE: This is automated data that may/may not agree with the official BAM thinking that's found on the daily slides or special visibility report slides. This data should be used as a guide only

Houston Pilots Wind Chart



Forecast Confidence



Sustained wind 10 Knots
Gusts 15 Knots
Wind from the SE

Example

10
15
↙

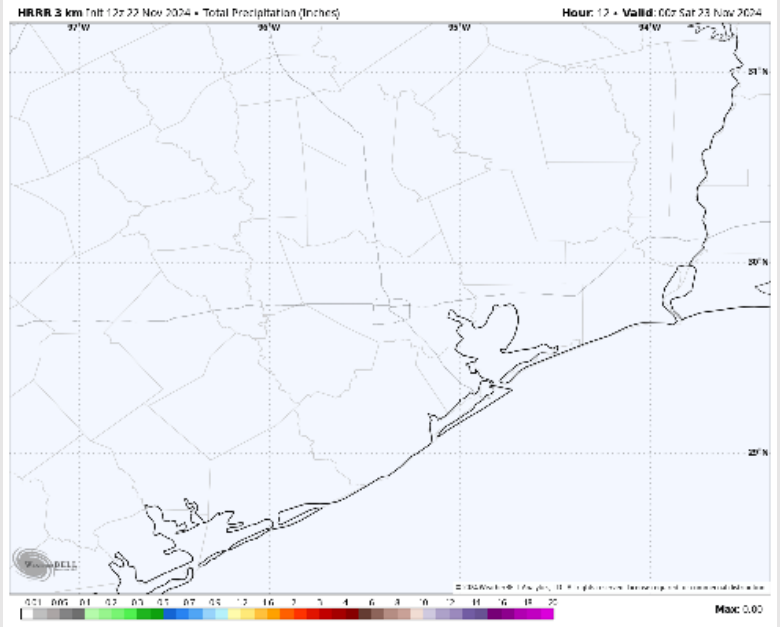
Wind	Fri 2 pm	Fri 3 pm	Fri 4 pm	Fri 5 pm	Fri 6 pm	Fri 7 pm	Fri 8 pm	Fri 9 pm	Fri 10 pm	Fri 11 pm	Sat 12 am	Sat 1 am	Sat 2 am	Sat 3 am	Sat 4 am	Sat 5 am	Sat 6 am	Sat 7 am	Sat 8 am	Sat 9 am	Sat 10 am	Sat 11 am	Sat 12 pm	Sat 1 pm
Houston Pilots N - 610 Bridge	3 9 ↓	3 8 ↓	3 8 ↓	3 7 ↓	3 7 ↓	3 7 ↓	2 6 ↓	1 5 ↓	1 5 ↓	1 5 ↓	1 5 ↓	1 5 ↓	1 5 ↓	2 6 ↓	2 6 ↓	2 6 ↓	3 6 ↓	3 7 ↓	3 7 ↓	3 8 ↓	3 9 ↓	5 9 ↓	5 9 ↓	5 9 ↓
Houston Pilots M - Kinder 1	5 9 ↓	3 8 ↓	3 8 ↓	3 7 ↓	3 7 ↓	3 7 ↓	2 6 ↓	1 5 ↓	1 5 ↓	1 5 ↓	1 5 ↓	1 5 ↓	1 5 ↓	2 6 ↓	2 6 ↓	2 6 ↓	3 7 ↓	3 7 ↓	3 7 ↓	3 8 ↓	3 9 ↓	5 9 ↓	5 9 ↓	5 9 ↓
Houston Pilots L - Greens Bayou	5 9 ↓	5 9 ↓	5 8 ↓	3 7 ↓	3 7 ↓	3 7 ↓	2 6 ↓	1 5 ↓	1 5 ↓	1 5 ↓	1 5 ↓	1 5 ↓	2 5 ↓	2 5 ↓	2 7 ↓	3 6 ↓	3 7 ↓	3 7 ↓	3 7 ↓	3 8 ↓	5 9 ↓	5 9 ↓	5 9 ↓	5 10 ↓
Houston Pilots K - Shell Crude	5 9 ↓	5 9 ↓	5 8 ↓	3 7 ↓	3 7 ↓	3 7 ↓	2 6 ↓	2 5 ↓	1 5 ↓	1 5 ↓	1 5 ↓	1 5 ↓	2 5 ↓	2 5 ↓	3 7 ↓	3 6 ↓	3 7 ↓	3 7 ↓	3 7 ↓	3 9 ↓	5 9 ↓	5 9 ↓	5 10 ↓	6 10 ↓
Houston Pilots J - Lynchburg Ferries	3 9 ↓	3 9 ↓	3 8 ↓	3 7 ↓	3 7 ↓	3 7 ↓	2 6 ↓	1 5 ↓	1 5 ↓	1 5 ↓	1 5 ↓	1 5 ↓	1 5 ↓	2 6 ↓	2 6 ↓	2 6 ↓	3 6 ↓	3 7 ↓	3 7 ↓	3 8 ↓	3 9 ↓	5 9 ↓	5 9 ↓	5 9 ↓
Houston Pilots I - Exxon 3	6 12 ↓	6 12 ↓	6 10 ↓	6 9 ↓	6 8 ↓	5 7 ↓	5 7 ↓	3 6 ↓	3 7 ↓	3 6 ↓	3 6 ↓	5 6 ↓	5 7 ↓	5 7 ↓	6 7 ↓	6 8 ↓	6 8 ↓	6 9 ↓	6 9 ↓	6 9 ↓	6 9 ↓	6 10 ↓	6 12 ↓	7 12 ↓
Houston Pilots H - Morgans Point	6 10 ↓	6 10 ↓	6 9 ↓	6 9 ↓	5 7 ↓	5 7 ↓	5 7 ↓	3 6 ↓	3 6 ↓	3 6 ↓	3 6 ↓	5 6 ↓	5 6 ↓	5 7 ↓	6 7 ↓	6 8 ↓	6 8 ↓	6 9 ↓	6 9 ↓	6 9 ↓	6 10 ↓	6 10 ↓	6 12 ↓	7 12 ↓
Houston Pilots G - 75/76	6 10 ↓	6 10 ↓	6 9 ↓	6 8 ↓	5 7 ↓	5 7 ↓	5 7 ↓	5 6 ↓	5 7 ↓	5 6 ↓	5 6 ↓	6 7 ↓	6 8 ↓	6 8 ↓	7 9 ↓	7 9 ↓	8 10 ↓	8 12 ↓	8 12 ↓	8 12 ↓	8 12 ↓	7 13 ↓	7 12 ↓	7 13 ↓
Houston Pilots F - 63/64	6 10 ↓	5 9 ↓	5 8 ↓	5 8 ↓	5 7 ↓	5 7 ↓	5 7 ↓	5 6 ↓	5 7 ↓	5 7 ↓	5 7 ↓	6 7 ↓	6 8 ↓	6 8 ↓	7 9 ↓	7 10 ↓	8 12 ↓	8 12 ↓	8 12 ↓	8 12 ↓	8 12 ↓	7 13 ↓	7 12 ↓	7 12 ↓
Houston Pilots E - 51/52	6 10 ↓	5 9 ↓	3 8 ↓	3 8 ↓	3 7 ↓	3 7 ↓	3 7 ↓	3 6 ↓	5 7 ↓	5 7 ↓	5 7 ↓	6 7 ↓	6 8 ↓	6 8 ↓	7 9 ↓	7 10 ↓	7 12 ↓	8 12 ↓	8 12 ↓	8 12 ↓	8 12 ↓	7 13 ↓	7 12 ↓	7 12 ↓
Houston Pilots D - 37/38	6 12 ↓	5 9 ↓	3 8 ↓	3 8 ↓	3 7 ↓	3 7 ↓	3 7 ↓	3 6 ↓	5 7 ↓	5 7 ↓	5 7 ↓	6 7 ↓	6 8 ↓	6 8 ↓	7 9 ↓	7 10 ↓	7 12 ↓	8 12 ↓	8 12 ↓	8 12 ↓	8 12 ↓	7 12 ↓	7 12 ↓	7 12 ↓
Houston Pilots C - 25/26	6 12 ↓	6 10 ↓	5 8 ↓	3 8 ↓	3 7 ↓	3 7 ↓	3 7 ↓	3 6 ↓	5 7 ↓	5 7 ↓	5 7 ↓	5 7 ↓	5 7 ↓	6 8 ↓	6 8 ↓	6 10 ↓	6 10 ↓	7 10 ↓	7 10 ↓	7 10 ↓	7 12 ↓	7 12 ↓	7 12 ↓	7 12 ↓
Houston Pilots B - 11/12	7 12 ↓	6 10 ↓	5 9 ↓	5 8 ↓	3 7 ↓	3 7 ↓	3 7 ↓	3 6 ↓	3 7 ↓	3 7 ↓	3 7 ↓	3 7 ↓	5 7 ↓	5 8 ↓	6 8 ↓	6 9 ↓	6 10 ↓	6 10 ↓	6 10 ↓	6 10 ↓	7 10 ↓	7 12 ↓	7 12 ↓	7 12 ↓
Houston Pilots A - 1 & 2 Bravo	7 13 ↓	6 10 ↓	5 9 ↓	5 9 ↓	5 8 ↓	5 8 ↓	5 7 ↓	6 8 ↓	6 8 ↓	6 8 ↓	6 8 ↓	6 8 ↓	6 8 ↓	6 9 ↓	7 9 ↓	7 10 ↓	7 10 ↓	8 12 ↓	8 12 ↓	8 12 ↓	8 12 ↓	8 13 ↓	8 12 ↓	7 12 ↓

NOTE: This is automated data that may/may not agree with the official BAM thinking that's found on the daily slides. This data should be used as a guide only.

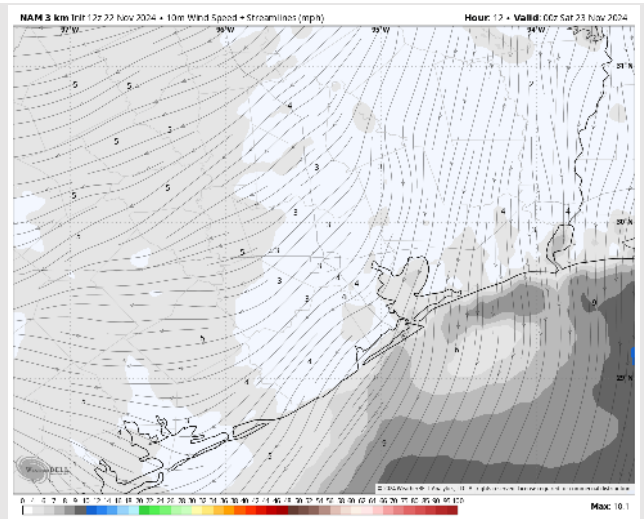
Forecast Discussion

- Precip:** Favoring dry conditions for today.
- Wind:** Winds will be out of the NNE through the rest of the day. **N of Morgan's Point:** Winds will be at 2 - 5 kts through the rest day. **S of Morgan's Point:** Winds will be at 3 - 8 kts for the rest of the day.
- Low Temps:** **N of Morgan's Point:** Low 50s F. **S of Morgan's Point:** Upper 60s F.
- Visibility:** No visibility concerns for today.

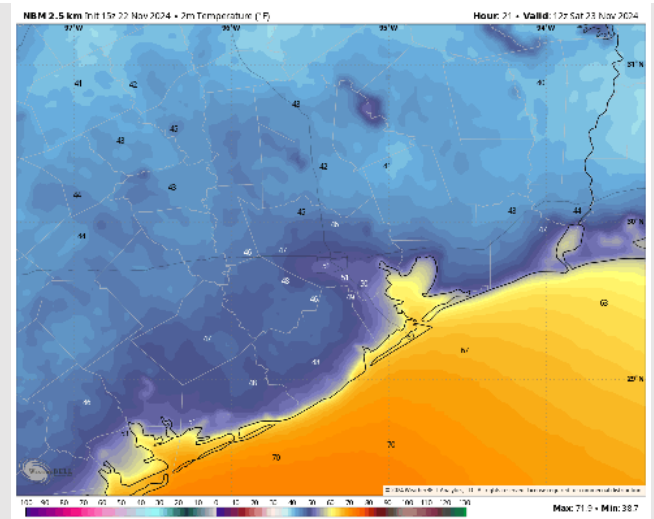
Precip Image: 6 PM CT



Wind Speed:
6 PM CT



Low Temps
SAT AM



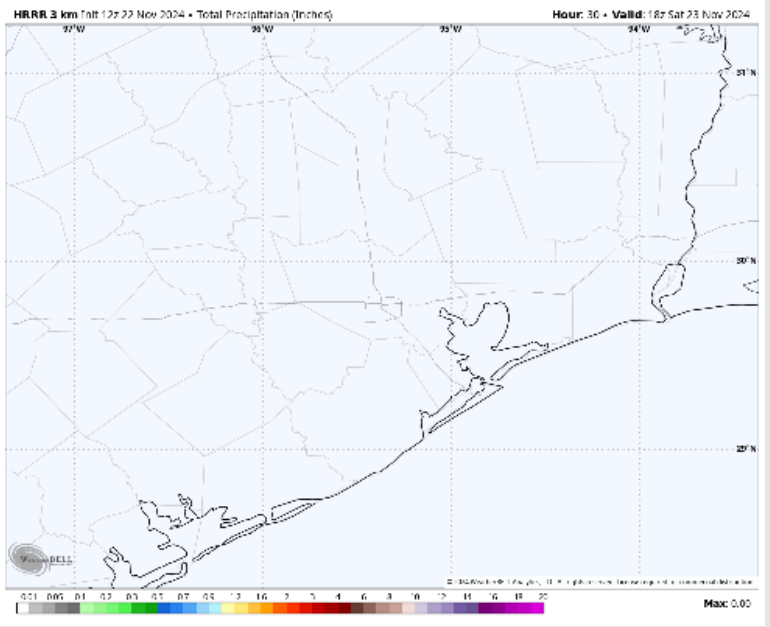
Houston Pilots: SAT. 11/23/2024



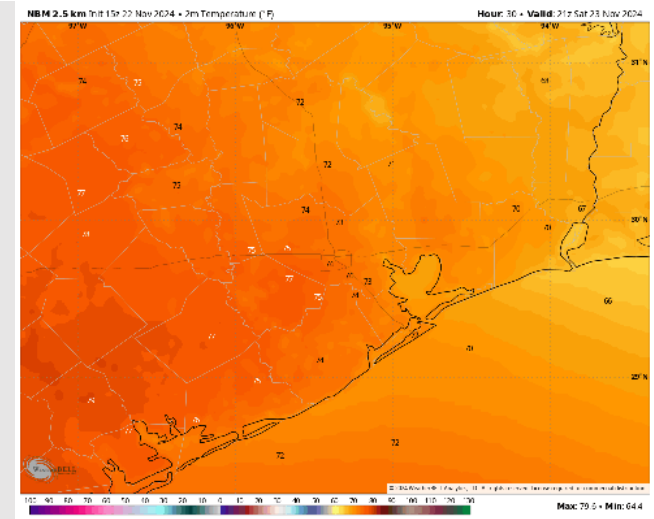
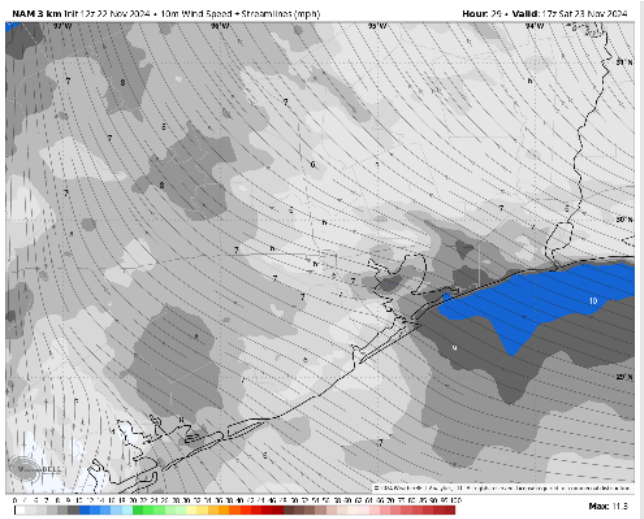
Forecast Discussion

- Precip:** Favoring dry conditions for all of Saturday.
- Wind:** Winds will be out of the E/NE through 12 PM before shifting to be out of the SE throughout the rest of the day.
- N of Morgan's Point:** Winds will be at 3 - 8 kts for all of Saturday.
- S of Morgan's Point:** Winds will start at 5 - 10 kts throughout the day Saturday.
- High Temps:** N of Morgan's Point: Mid 70s F. S of Morgan's Point: Low 70s F.
- Visibility:** No visibility concerns for Saturday.

Precip Image: 12 PM CT



Wind Speed:
11 AM CT



High Temps
Saturday

Houston Pilots: SUN. 11/24/2024



Forecast Discussion

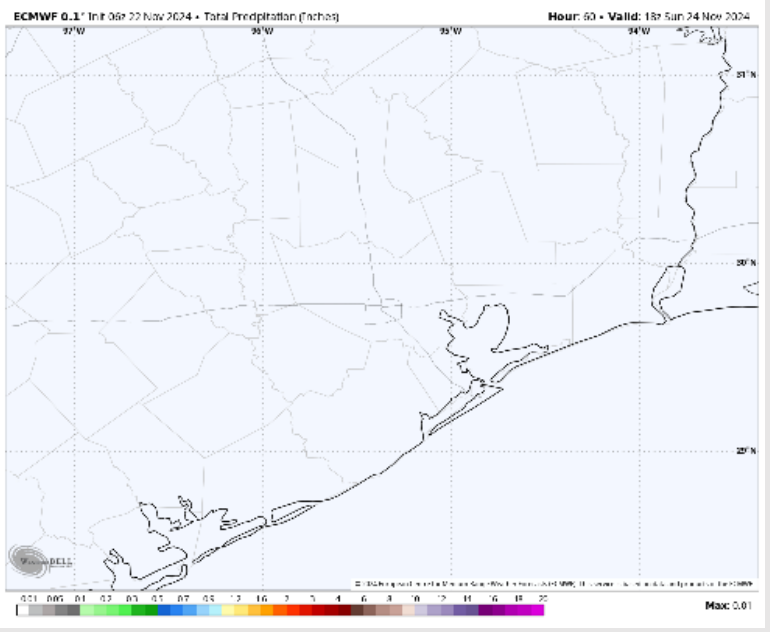
Precip: Favoring dry conditions for Sunday.

Wind: Winds will be out of the S throughout the day Sunday. **N of Morgan's Point:** Winds will be at 3 – 7 kts through 12 PM before winds will increase to 8 – 12 kts for the rest of the day. **S of Morgan's Point:** Winds will be at 10 – 15 kts throughout Sunday. Gusts of 20– 25 kts will be possible at all stations.

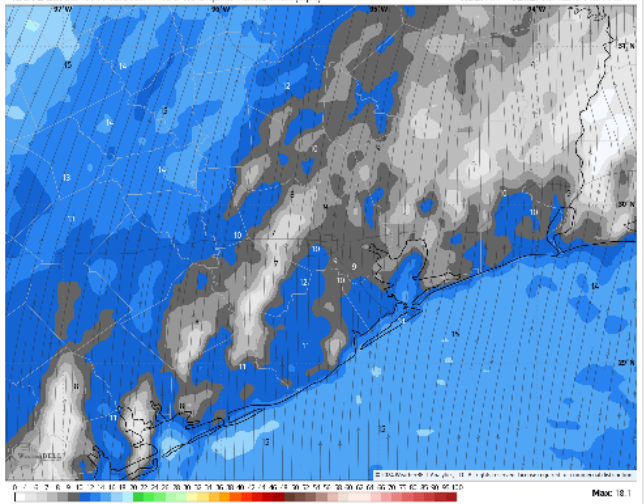
High Temps: **N of Morgan's Point:** Low 80s F. **S of Morgan's Point:** Mid to upper 70s F.

Visibility: No visibility concerns for Sunday.

Precip Image: 12 PM CT

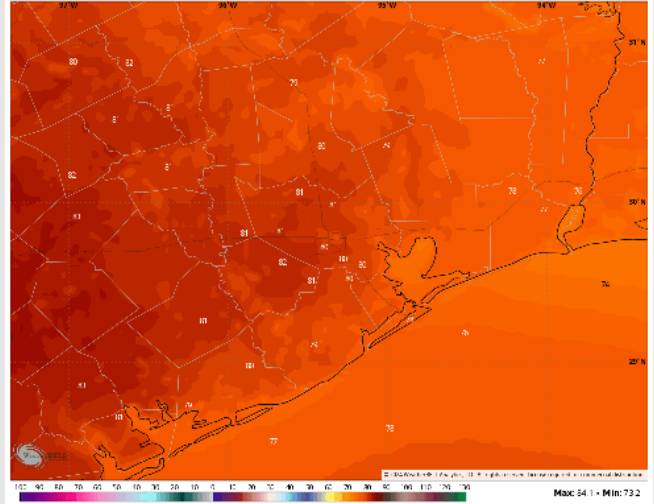


NAM 3 km Init 12Z 22 Nov 2024 • 10m Wind Speed • Streamlines (mph) Hour: 54 • Valid: 18Z Sun 24 Nov 2024



Wind Speed
12 PM CT

NBM 2.5 km Init 15Z 22 Nov 2024 • 2m Temperature (°F) Hour: 54 • Valid: 21Z Sun 24 Nov 2024

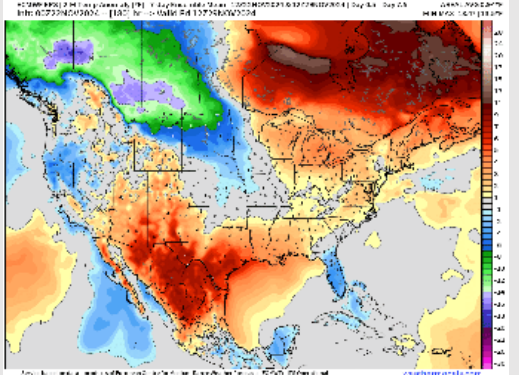


High Temps
Sunday

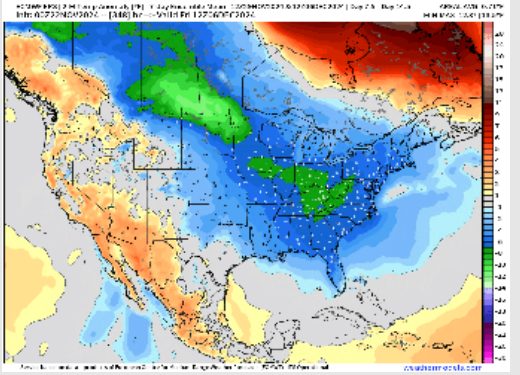
Houston Pilots: 11/22/24



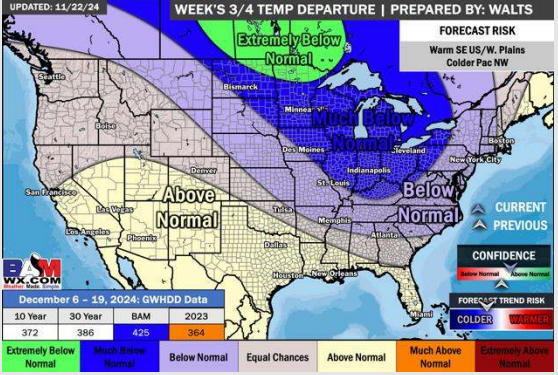
Next 7 Day Temperature Departure



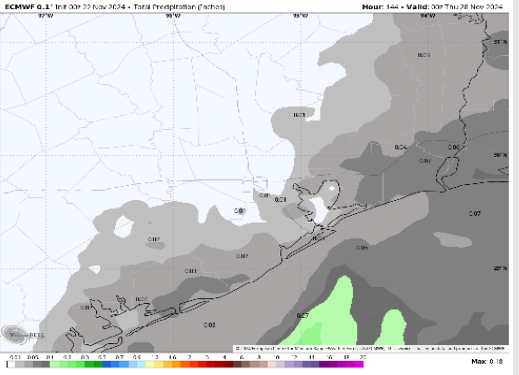
8-14 Day Temperature Departure



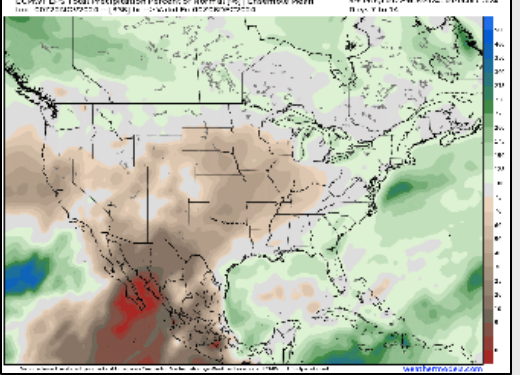
15-30 Day Temperature Departure



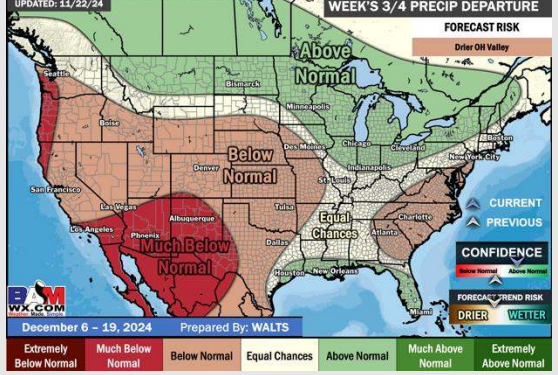
Next 7 Day Total Precipitation



8-14 Day % of Average Precip.



15-30 Day % of Average Precip.



- Temps are expected to be above normal for the week 1 timeframe. Dry conditions favored for much of the week 1 timeframe with rain chances not arriving until the middle of next week.
- Below normal temperatures are favored for week 2. Favoring precipitation to be near normal.
- Above normal temperatures and above normal precipitation chances are expected for the weeks 3/4 timeframe.