

Houston Pilots Forecast Package



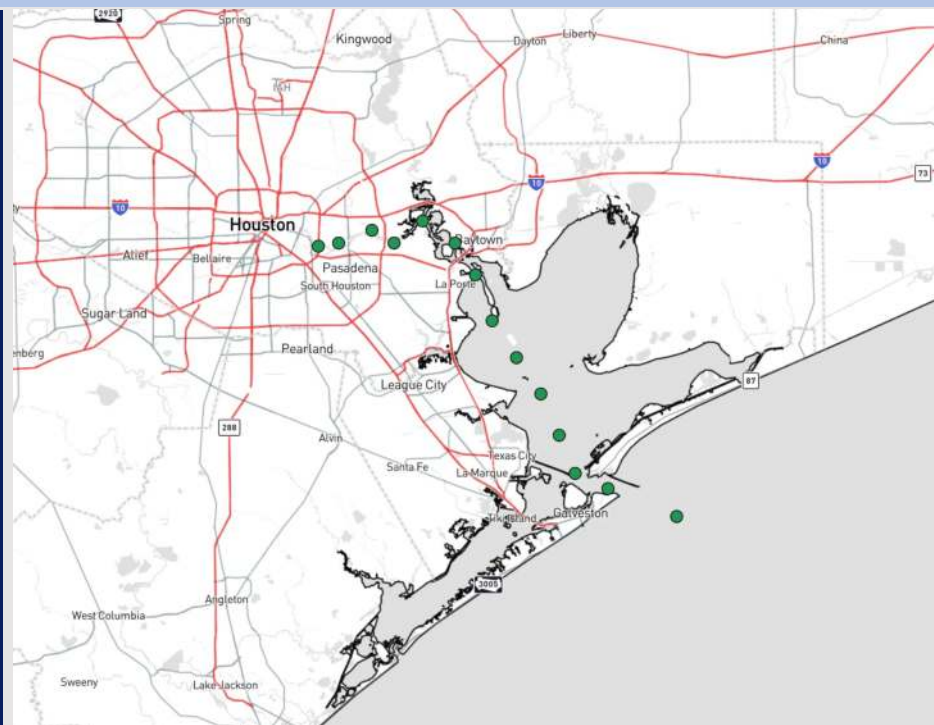
Updated: 1:00 PM CT

Thursday, November 21, 2024

Forecaster: Alyssa Elliott

Weather Headlines

- Dry conditions are favored over the next 72 hours.
- Winds are favored to remain less than 15kts over the next 72 hours.
- Patchy fog concerns will need to be monitored for Saturday AM, although impacts are not favored at this time.



Current Radar: 12:50 PM CT



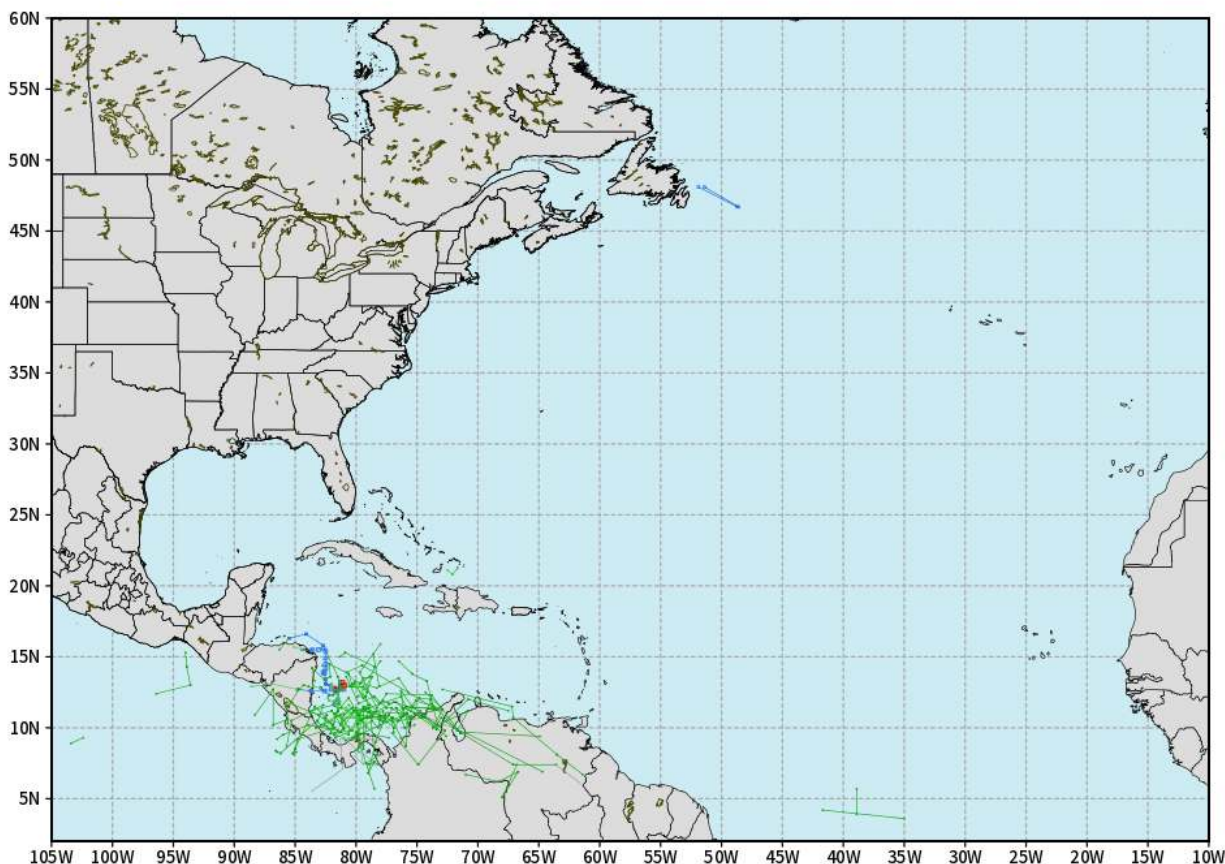
As always, please do not hesitate to reach out to us with any forecast questions via the chat option on Clarity or our on-call number, **(317)-560-8122** press 1 for forecast questions.

Houston Pilots Tropical Update

European Ensemble Cyclone Tracks

ECMWF ATLANTIC EPS Cyclone Locations --> Next [10-days]
INIT: 00Z21NOV2024 --> UNTIL 00Z01DEC2024

o-o ENSEMBLE MEAN
o-o 1000 - 1010 hPa
o-o 980 - 999 hPa
o-o 960 - 979 hPa
o-o 950 - 959 hPa
o-o < 950 hPa



weathermodels.com

Not favoring any tropical impacts for Houston / Galveston Bay over the next 10 days.

Tropical Updates will end on / by November 30th due to end of Season / Lack of Activity.

Houston Pilots Extended Range Visibility Report



Sunday 11/24/24

Fog not favored for SUN.

Forecast Confidence



Tuesday 11/26/24

Fog not favored for TUE.

Forecast Confidence



Monday 11/25/24

Fog not favored for MON.

Forecast Confidence



Chance for Fog

Sunday AM	Unlikely
Sunday PM	Unlikely
Monday AM	Unlikely
Monday PM	Unlikely
Tuesday AM	Unlikely
Tuesday PM	Unlikely

Houston Pilots Visibility Chart (miles)



Forecast Confidence

Above
Normal

Below
Normal

Visibility	Thu 2 pm	Thu 3 pm	Thu 4 pm	Thu 5 pm	Thu 6 pm	Thu 7 pm	Thu 8 pm	Thu 9 pm	Thu 10 pm	Thu 11 pm	Fri 12 am	Fri 1 am	Fri 2 am	Fri 3 am	Fri 4 am	Fri 5 am	Fri 6 am	Fri 7 am	Fri 8 am	Fri 9 am	Fri 10 am	Fri 11 am	Fri 12 pm	Fri 1 pm
Houston Pilots N - 610 Bridge	10	10	10	10	10	10	10	10	10	10	10	10	10	10	10	10	10	10	10	10	10	10	10	10
Houston Pilots M - Kinder 1	10	10	10	10	10	10	10	10	10	10	10	10	10	10	10	10	10	10	10	10	10	10	10	10
Houston Pilots L - Greens Bayou	10	10	10	10	10	10	10	10	10	10	10	10	10	10	10	10	10	10	10	10	10	10	10	10
Houston Pilots K - Shell Crude	10	10	10	10	10	10	10	10	10	10	10	10	10	10	10	10	10	10	10	10	10	10	10	10
Houston Pilots J - Lynchburg Ferries	10	10	10	10	10	10	10	10	10	10	10	10	10	10	10	10	10	10	10	10	10	10	10	10
Houston Pilots I - Exxon 3	10	10	10	10	10	10	10	10	10	10	10	10	10	10	10	10	10	10	10	10	10	10	10	10
Houston Pilots H - Morgans Point	10	10	10	10	10	10	10	10	10	10	10	10	10	10	10	10	10	10	10	10	10	10	10	10
Houston Pilots G - 75/76	10	10	10	10	10	10	10	10	10	10	10	10	10	10	10	10	10	10	10	10	10	10	10	10
Houston Pilots F - 63/64	10	10	10	10	10	10	10	10	10	10	10	10	10	10	10	10	10	10	10	10	10	10	10	10
Houston Pilots E - 51/52	10	10	10	10	10	10	10	10	10	10	10	10	10	10	10	10	10	10	10	10	10	10	10	10
Houston Pilots D - 37/38	10	10	10	10	10	10	10	10	10	10	10	10	10	10	10	10	10	10	10	10	10	10	10	10
Houston Pilots C - 25/26	10	10	10	10	10	10	10	10	10	10	10	10	10	10	10	10	10	10	10	10	10	10	10	10
Houston Pilots B - 11/12	10	10	10	10	10	10	10	10	10	10	10	10	10	10	10	10	10	10	10	10	10	10	10	10
Houston Pilots A - 1 & 2 Bravo	10	10	10	10	10	10	10	10	10	10	10	10	10	10	10	10	10	10	10	10	10	10	10	10

NOTE: This is automated data that may/may not agree with the official BAM thinking that's found on the daily slides or special visibility report slides. This data should be used as a guide only

Houston Pilots Wind Chart



Forecast Confidence

Above Normal

Below Normal

Sustained wind 10 Knots

Gusts 15 Knots

Wind from the SE

Example

10

15

↖

Wind	Thu 2 pm	Thu 3 pm	Thu 4 pm	Thu 5 pm	Thu 6 pm	Thu 7 pm	Thu 8 pm	Thu 9 pm	Thu 10 pm	Thu 11 pm	Fri 12 am	Fri 1 am	Fri 2 am	Fri 3 am	Fri 4 am	Fri 5 am	Fri 6 am	Fri 7 am	Fri 8 am	Fri 9 am	Fri 10 am	Fri 11 am	Fri 12 pm	Fri 1 pm
Houston Pilots N - 610 Bridge	3	3	3	3	3	3	2	2	1	1	1	1	1	2	2	2	3	3	3	3	3	5	5	5
	8	8	9	8	7	7	6	5	5	3	3	3	5	5	6	7	7	8	8	8	8	8	9	9
	↘	↘	↘	↘	↘	↘	↘	↘	↘	↘	↘	↘	↘	↘	↘	↘	↘	↘	↘	↘	↘	↘	↘	↘
Houston Pilots M - Kinder 1	3	3	3	3	3	3	2	2	1	1	1	1	1	2	2	3	3	3	3	3	3	5	5	5
	8	8	9	8	7	7	6	5	5	3	3	3	5	5	6	7	7	8	8	8	8	8	9	9
	↘	↘	↘	↘	↘	↘	↘	↘	↘	↘	↘	↘	↘	↘	↘	↘	↘	↘	↘	↘	↘	↘	↘	↘
Houston Pilots L - Greens Bayou	3	5	5	3	3	3	2	2	2	1	1	1	2	2	3	3	3	3	3	3	3	5	5	5
	8	9	9	9	7	7	6	6	5	5	5	5	5	6	6	7	7	8	8	8	9	9	9	9
	↘	↘	↘	↘	↘	↘	↘	↘	↘	↘	↘	↘	↘	↘	↘	↘	↘	↘	↘	↘	↘	↘	↘	↘
Houston Pilots K - Shell Crude	5	5	5	5	3	3	2	2	2	1	1	1	2	2	3	3	3	3	3	3	3	5	5	5
	8	9	9	8	7	7	6	6	5	5	5	5	5	6	6	7	7	8	8	8	9	9	9	9
	↘	↘	↘	↘	↘	↘	↘	↘	↘	↘	↘	↘	↘	↘	↘	↘	↘	↘	↘	↘	↘	↘	↘	↘
Houston Pilots J - Lynchburg Ferries	3	3	3	3	3	3	2	2	1	1	1	1	1	2	2	3	3	3	3	3	3	3	3	5
	8	8	9	9	7	7	6	6	5	3	3	5	5	6	6	7	7	8	8	8	9	9	9	9
	↘	↘	↘	↘	↘	↘	↘	↘	↘	↘	↘	↘	↘	↘	↘	↘	↘	↘	↘	↘	↘	↘	↘	↘
Houston Pilots I - Exxon 3	6	6	6	6	6	6	6	5	5	5	3	5	5	5	6	6	6	6	6	6	6	6	6	6
	10	10	10	10	9	9	8	7	7	7	7	7	7	8	8	9	9	9	9	10	10	10	10	12
	↘	↘	↘	↘	↘	↘	↘	↘	↘	↘	↘	↘	↘	↘	↘	↘	↘	↘	↘	↘	↘	↘	↘	↘
Houston Pilots H - Morgans Point	6	6	6	6	6	6	6	5	5	5	3	5	5	5	6	6	6	6	6	6	6	6	6	6
	10	10	10	10	8	8	8	7	7	7	7	7	7	8	8	9	9	9	9	10	10	10	10	10
	↘	↘	↘	↘	↘	↘	↘	↘	↘	↘	↘	↘	↘	↘	↘	↘	↘	↘	↘	↘	↘	↘	↘	↘
Houston Pilots G - 75/76	6	6	6	6	6	6	6	6	6	6	6	6	6	6	7	8	8	8	8	8	8	7	6	6
	10	10	10	10	9	9	9	8	9	8	8	8	9	9	10	10	10	12	12	13	13	12	12	12
	↘	↘	↘	↘	↘	↘	↘	↘	↘	↘	↘	↘	↘	↘	↘	↘	↘	↘	↘	↘	↘	↘	↘	↘
Houston Pilots F - 63/64	5	5	5	6	6	6	6	6	6	6	6	6	6	6	7	8	8	8	8	8	8	7	6	6
	10	9	9	10	9	9	9	8	9	9	8	8	9	9	10	10	12	12	12	13	13	12	12	12
	↘	↘	↘	↘	↘	↘	↘	↘	↘	↘	↘	↘	↘	↘	↘	↘	↘	↘	↘	↘	↘	↘	↘	↘
Houston Pilots E - 51/52	5	5	3	5	6	6	6	6	6	6	6	6	6	7	7	8	8	9	8	8	8	8	7	7
	10	9	9	10	9	9	9	9	9	9	9	9	9	9	10	10	12	13	13	13	14	13	12	12
	↘	↘	↘	↘	↘	↘	↘	↘	↘	↘	↘	↘	↘	↘	↘	↘	↘	↘	↘	↘	↘	↘	↘	↘
Houston Pilots D - 37/38	6	5	3	5	6	6	6	6	7	6	6	6	6	7	8	8	8	9	9	9	8	8	8	7
	10	10	9	10	9	9	9	9	9	9	9	9	9	9	12	12	12	13	13	13	14	13	13	13
	↘	↘	↘	↘	↘	↘	↘	↘	↘	↘	↘	↘	↘	↘	↘	↘	↘	↘	↘	↘	↘	↘	↘	↘
Houston Pilots C - 25/26	6	6	5	5	6	6	6	6	7	6	6	6	6	7	8	8	8	9	9	9	9	8	8	8
	12	10	9	9	9	9	9	9	9	9	9	9	9	9	12	12	13	14	14	13	14	14	13	13
	↘	↘	↘	↘	↘	↘	↘	↘	↘	↘	↘	↘	↘	↘	↘	↘	↘	↘	↘	↘	↘	↘	↘	↘
Houston Pilots B - 11/12	7	6	5	6	6	5	6	6	6	6	6	6	6	6	7	8	8	8	9	9	9	8	8	8
	12	10	9	9	9	9	9	9	9	10	9	9	9	9	10	13	13	13	14	14	14	15	14	13
	↘	↘	↘	↘	↘	↘	↘	↘	↘	↘	↘	↘	↘	↘	↘	↘	↘	↘	↘	↘	↘	↘	↘	↘
Houston Pilots A - 1 & 2 Bravo	7	6	6	6	6	6	7	8	8	8	8	8	8	9	10	10	10	12	12	10	10	10	9	8
	13	12	10	10	10	10	10	12	13	12	12	12	13	13	14	14	15	16	16	16	16	16	14	14
	↘	↘	↘	↘	↘	↘	↘	↘	↘	↘	↘	↘	↘	↘	↘	↘	↘	↘	↘	↘	↘	↘	↘	↘

NOTE: This is automated data that may/may not agree with the official BAM thinking that's found on the daily slides.
This data should be used as a guide only.

Houston Pilots: THU. 11/21/2024

Forecast Discussion

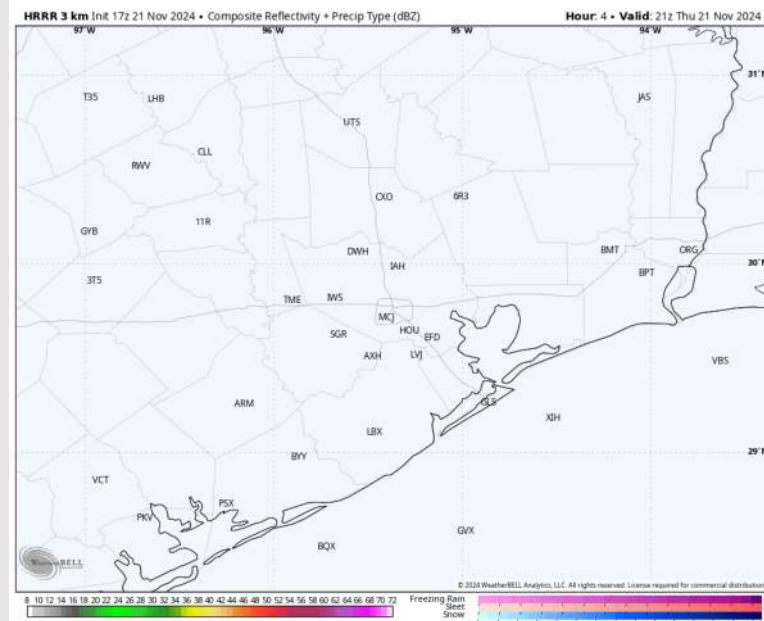
Precip: Favoring dry conditions for this PM.

Wind: Winds are shifting counter-clockwise and by 6 PM will be out of the WNW, holding steady for the rest of the evening. **N of Morgan's Point:** Winds will be at 2 – 7 kts throughout the PM. **S of Morgan's Point:** Winds will be at 8 – 13 MPH for the rest of the evening.

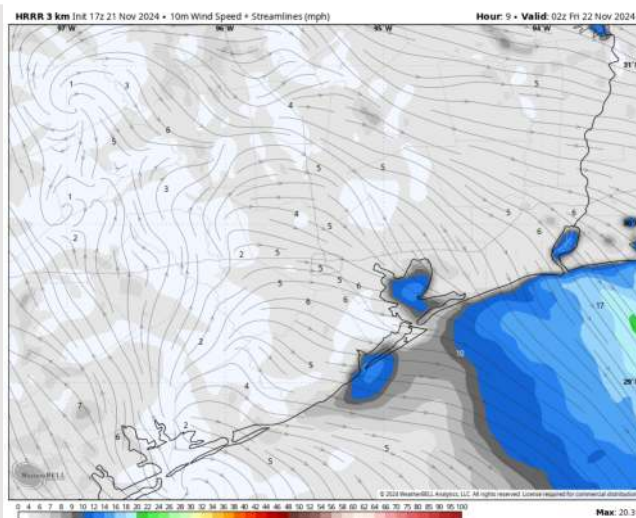
Low Temps: **N of Morgan's Point:** Upper 40 F. **S of Morgan's Point:** Low 60s F.

Visibility: No visibility concerns for the rest of the day.

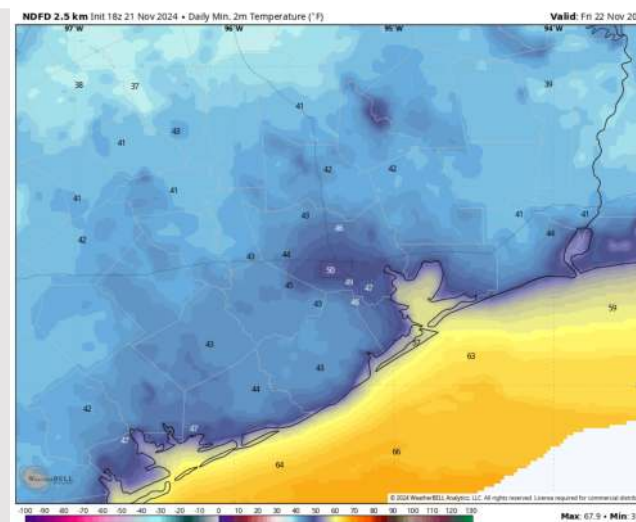
Precip Image: 3 PM CT



Wind Speed
8 PM CT



Low Temps
FRI AM



Houston Pilots: FRI. 11/22/2024

Forecast Discussion

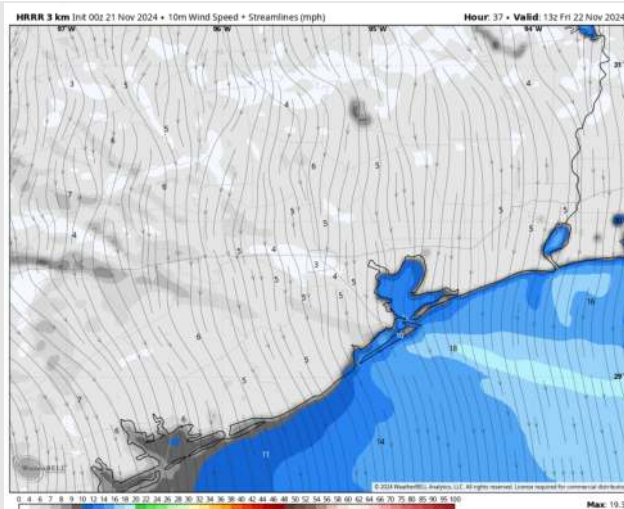
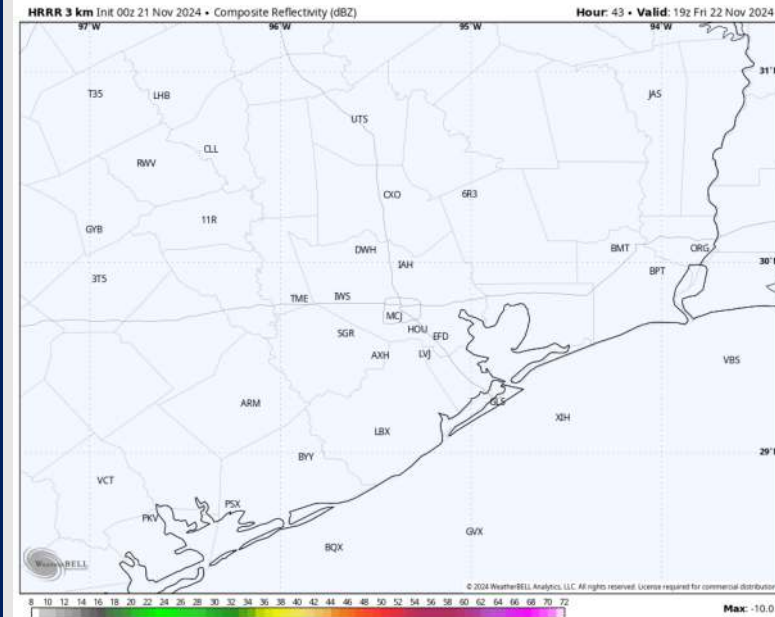
Precip: Favoring dry conditions for Friday.

Wind: Winds will be out of the N / NW through all of Friday. **N of Morgan's Point:** Winds will be at 2 - 7 kts throughout the day. **S of Morgan's Point:** Winds will start at 5 - 10 kts through 12PM before weakening to 3 - 7kts for the remainder of the day.

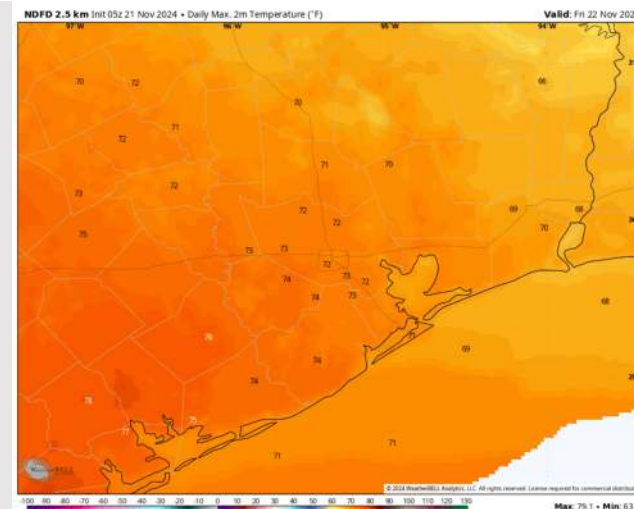
High Temps: **N of Morgan's Point:** Lower 70s F. **S of Morgan's Point:** Near 70 F.

Visibility: No visibility concerns for Friday.

Precip Image: 1 PM CT



Wind Speed:
7 AM CT



High Temps
Friday

Houston Pilots: SAT. 11/23/2024

Forecast Discussion

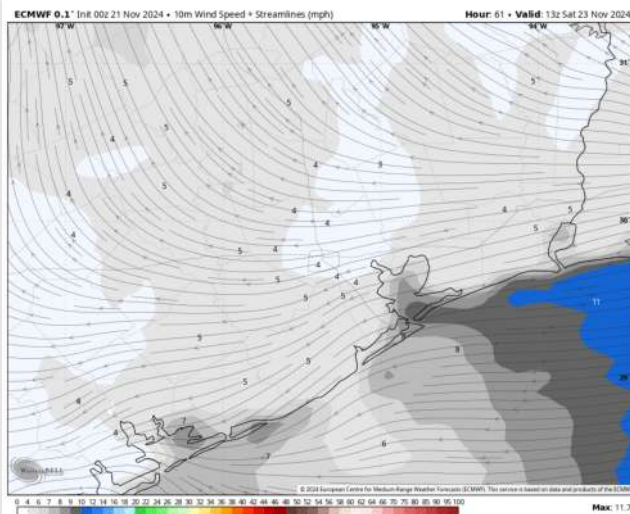
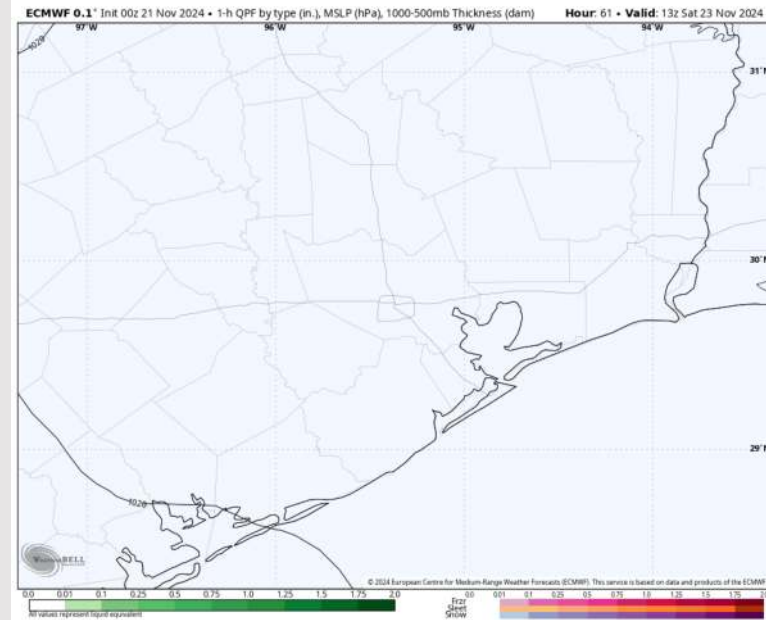
Precip: Favoring dry conditions for all of Saturday.

Wind: Winds will be variable through 7AM, before shifting out of the E through 1PM. After 1PM, winds will gradually shift to be out of the SE and remain there for the remainder of Saturday. **N of Morgan's Point:** Winds will be at 3 - 8 kts for all of Saturday. **S of Morgan's Point:** Winds will start at 3 - 8 kts through 1PM, before increasing to 5 - 10 kts for the remainder of Saturday.

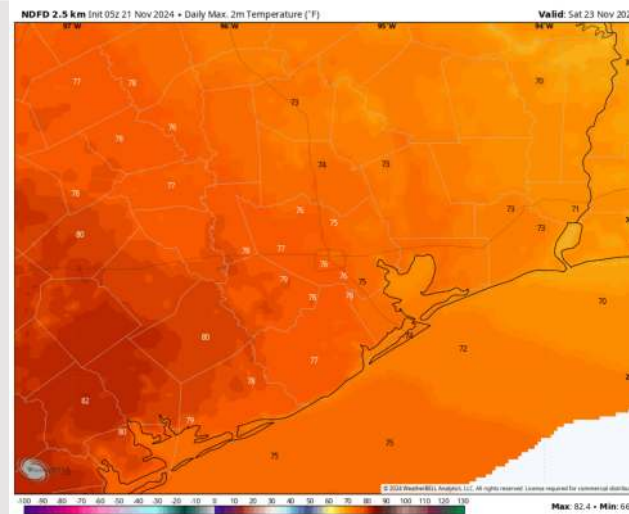
High Temps: **N of Morgan's Point:** Low to Mid 70s F. **S of Morgan's Point:** Low 70s F.

Visibility: Low-End potential for patchy fog N of Houston Sat AM. Not anticipating impacts at this time.

Precip Image: 7 AM CT



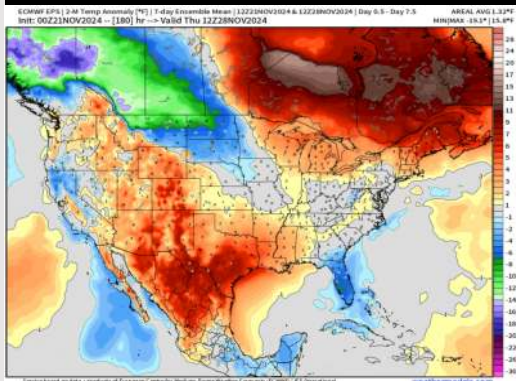
Wind Speed:
7 AM CT



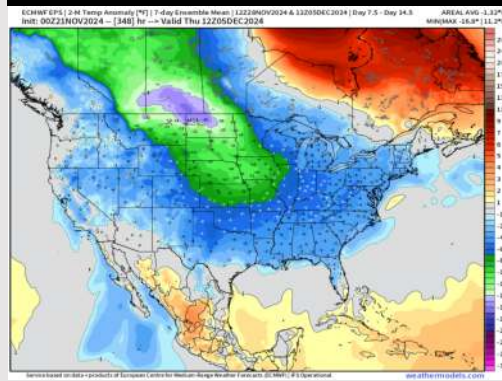
High Temps
Saturday

Houston Pilots: 11/21/24

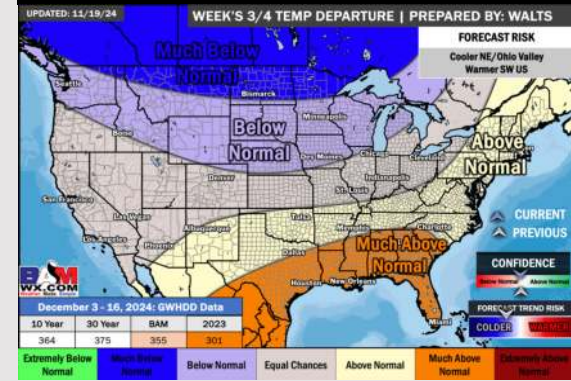
Next 7 Day Temperature Departure



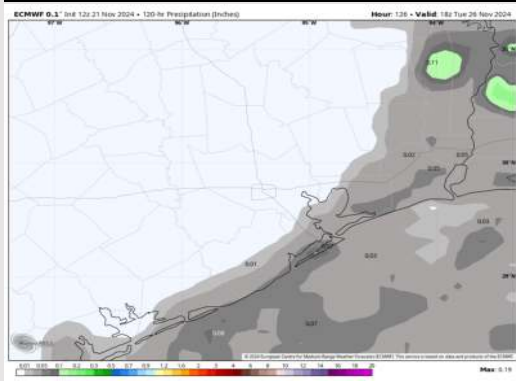
8-14 Day Temperature Departure



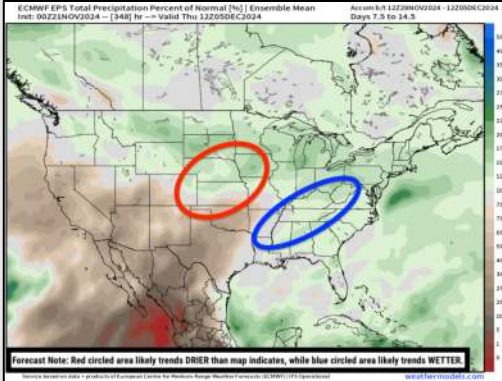
15-30 Day Temperature Departure



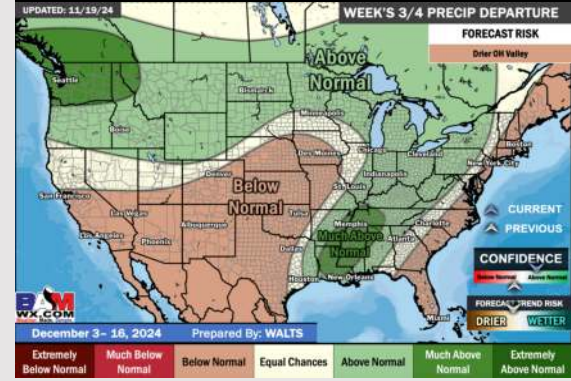
Next 7 Day Total Precipitation



8-14 Day % of Average Precip.



15-30 Day % of Average Precip.



- Temps are expected to be above normal for the week 1 timeframe. Dry conditions favored for much of the week 1 timeframe with rain chances not arriving until the middle of next week.
- Slightly below normal temperatures are favored for week 2. Favoring precipitation to be slightly above normal.
- Much above normal temperatures and slightly above normal precipitation chances are expected for the weeks 3/4 timeframe.