

Houston Pilots Forecast Package



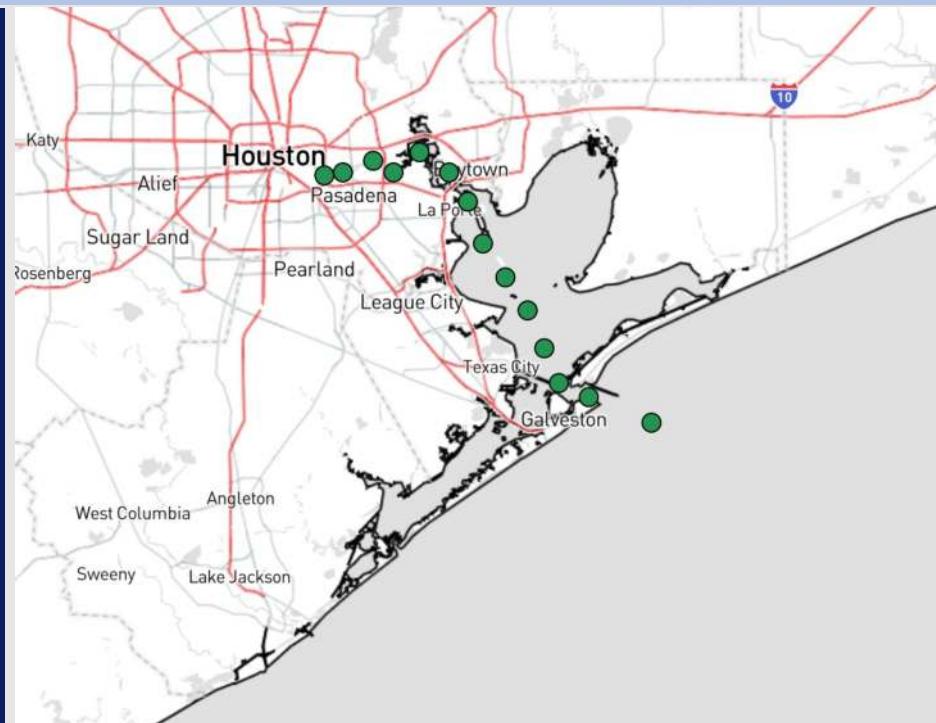
Updated: 12:30 PM CT

Monday, November 11, 2024

Forecaster: Hope Kleitsch

Weather Headlines

- Dry conditions are favored over the next 72 hours.
- Winds are expected to be below 13 kts over the next few days.
- No fog concerns favored for tomorrow AM!



Current Radar: 12:30 PM CT



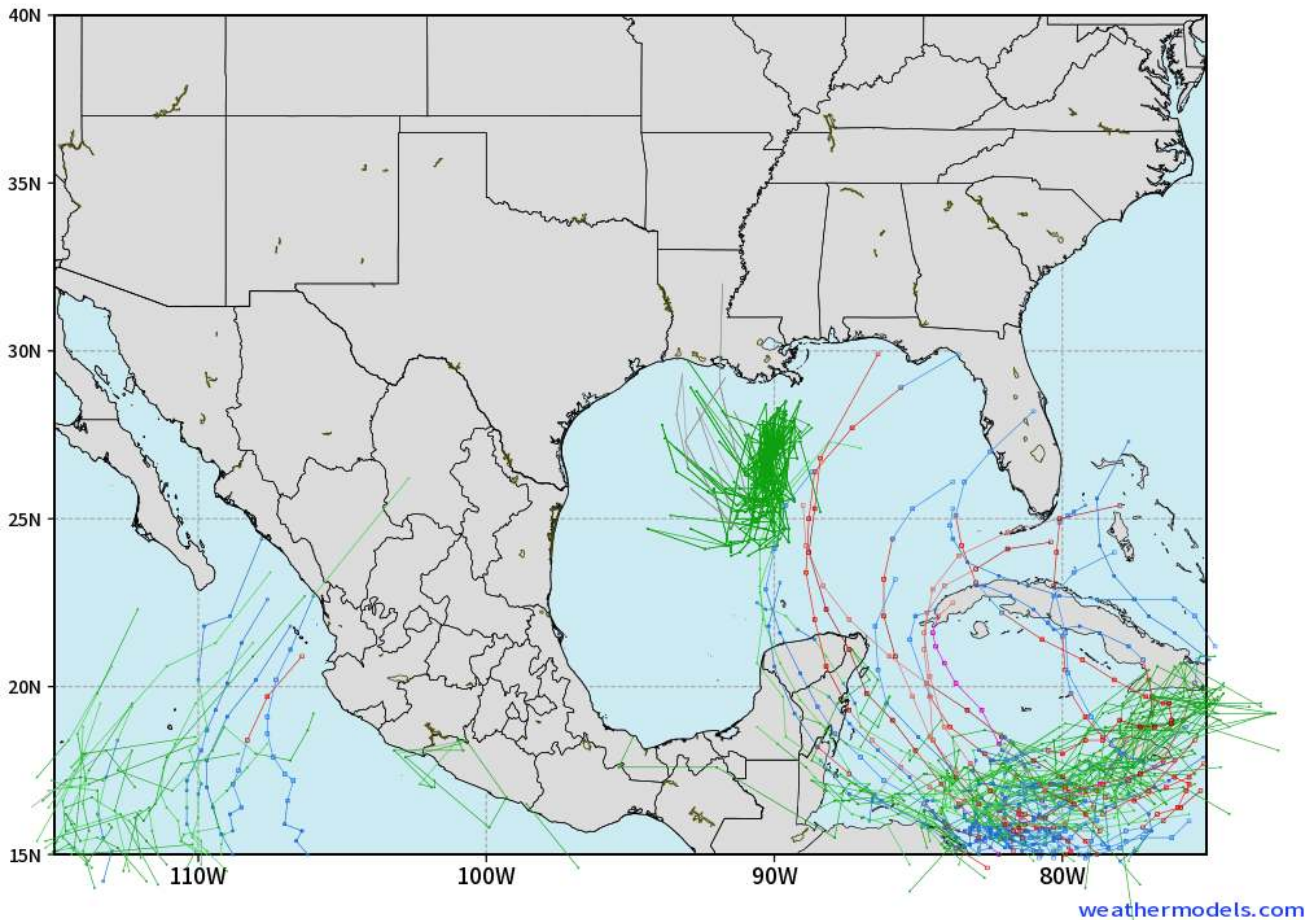
As always, please do not hesitate to reach out to us with any forecast questions via the chat option on Clarity or our on-call number, **(317)-560-8122** press 1 for forecast questions.

Houston Pilots Tropical Update

Next 10 Days European Ensemble Tracks

ECMWF GULF EPS Cyclone Locations --> Next [10-days]
INIT: 00Z11NOV2024 --> UNTIL 00Z21NOV2024

o-o ENSEMBLE MEAN
o-o 1000 - 1010 hPa
o-o 980 - 999 hPa
o-o 960 - 979 hPa
o-o 950 - 959 hPa
o-o < 950 hPa



Post-Tropical Cyclone Rafael continues to push further into the SW portion the Gulf of Mexico and is not favored to make impacts for the Houston area.

Monitoring additional development in the W Caribbean, but not favoring impacts for Houston at this time.

Houston Pilots Extended Range Visibility Report



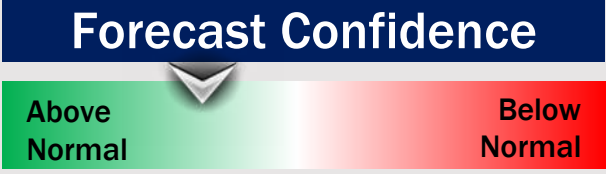
Thursday 11/14/24

Fog not favored for THU.



Friday 11/15/24

Fog not favored for FRI.



Saturday 11/16/24

Fog not favored for SAT.



Chance for Fog

Thursday AM	Unlikely
Thursday PM	Unlikely
Friday AM	Unlikely
Friday PM	Unlikely
Saturday AM	Unlikely
Saturday PM	Unlikely

Houston Pilots Visibility Chart (miles)



Forecast Confidence



Visibility	Mon 2 pm	Mon 3 pm	Mon 4 pm	Mon 5 pm	Mon 6 pm	Mon 7 pm	Mon 8 pm	Mon 9 pm	Mon 10 pm	Mon 11 pm	Tue 12 am	Tue 1 am	Tue 2 am	Tue 3 am	Tue 4 am	Tue 5 am	Tue 6 am	Tue 7 am	Tue 8 am	Tue 9 am	Tue 10 am	Tue 11 am	Tue 12 pm	Tue 1 pm
Houston Pilots N - 610 Bridge	10	10	10	10	10	10	10	10	10	10	10	10	10	10	10	10	10	10	9	10	10	10	10	10
Houston Pilots M - Kinder 1	10	10	10	10	10	10	10	10	10	10	10	10	10	10	10	10	9	9	8	10	10	10	10	10
Houston Pilots L - Greens Bayou	10	10	10	10	10	10	10	10	10	10	10	10	10	10	9	9	8	8	8	9	10	10	10	10
Houston Pilots K - Shell Crude	10	10	10	10	10	10	10	10	10	10	10	10	9	9	8	7.9	8	8	8	9	10	10	10	10
Houston Pilots J - Lynchburg Ferries	10	10	10	10	10	10	10	10	10	10	10	10	10	10	9	7.9	8	8	8	9	10	10	10	10
Houston Pilots I - Exxon 3	10	10	10	10	10	10	10	10	10	10	10	10	9	9	8	7.9	8	8	8	9	10	10	10	10
Houston Pilots H - Morgans Point	10	10	10	10	10	10	10	10	10	10	10	10	9	8	8	7.9	8	8	8	9	10	10	10	10
Houston Pilots G - 75/76	10	10	10	10	10	10	10	10	10	10	10	10	10	9	8	7.9	8	9	8	9	10	10	10	10
Houston Pilots F - 63/64	10	10	10	10	10	10	10	10	10	10	10	10	10	9	8	9	9	9	8	9	10	10	10	10
Houston Pilots E - 51/52	10	10	10	10	10	10	10	10	10	10	10	10	10	10	9	10	10	10	10	10	10	10	10	10
Houston Pilots D - 37/38	10	10	10	10	10	10	10	10	10	10	10	10	10	10	10	10	10	10	10	10	10	10	10	10
Houston Pilots C - 25/26	10	10	10	10	10	10	10	10	10	10	10	10	10	10	10	10	10	10	10	10	10	10	10	10
Houston Pilots B - 11/12	10	10	10	10	10	10	10	10	10	10	10	10	10	10	10	10	10	10	10	10	10	10	10	10
Houston Pilots A - 1 & 2 Bravo	10	10	10	10	10	10	10	10	10	10	10	10	10	10	10	10	10	10	10	10	10	10	10	10

NOTE: This is automated data that may/may not agree with the official BAM thinking that's found on the daily slides or special visibility report slides. This data should be used as a guide only

Houston Pilots Wind Chart



Sustained wind 10 Knots
 Gusts 15 Knots
 Wind from the SE

Example

10
 15
 ↩

Wind	Mon 2 pm	Mon 3 pm	Mon 4 pm	Mon 5 pm	Mon 6 pm	Mon 7 pm	Mon 8 pm	Mon 9 pm	Mon 10 pm	Mon 11 pm	Tue 12 am	Tue 1 am	Tue 2 am	Tue 3 am	Tue 4 am	Tue 5 am	Tue 6 am	Tue 7 am	Tue 8 am	Tue 9 am	Tue 10 am	Tue 11 am	Tue 12 pm	Tue 1 pm
Houston Pilots N - 610 Bridge	6 ↓	6 ↓	6 ↓	6 ↓	6 ↓	6 ↓	5 ↓	3 ↓	3 ↓	3 ↓	3 ↓	3 ↓	3 ↓	3 ↓	5 ↓	5 ↓	5 ↓	6 ↓	6 ↓	6 ↓	6 ↓	6 ↓	6 ↓	6 ↓
Houston Pilots M - Kinder 1	6 ↓	6 ↓	6 ↓	6 ↓	6 ↓	6 ↓	5 ↓	3 ↓	3 ↓	3 ↓	3 ↓	3 ↓	3 ↓	3 ↓	5 ↓	5 ↓	5 ↓	6 ↓	6 ↓	6 ↓	6 ↓	6 ↓	6 ↓	6 ↓
Houston Pilots L - Greens Bayou	6 ↓	6 ↓	6 ↓	6 ↓	6 ↓	6 ↓	5 ↓	3 ↓	3 ↓	3 ↓	3 ↓	3 ↓	3 ↓	5 ↓	5 ↓	5 ↓	6 ↓	6 ↓	6 ↓	6 ↓	6 ↓	6 ↓	6 ↓	6 ↓
Houston Pilots K - Shell Crude	6 ↓	6 ↓	6 ↓	6 ↓	6 ↓	5 ↓	5 ↓	3 ↓	3 ↓	3 ↓	3 ↓	3 ↓	3 ↓	5 ↓	5 ↓	6 ↓	6 ↓	6 ↓	6 ↓	6 ↓	6 ↓	6 ↓	6 ↓	6 ↓
Houston Pilots J - Lynchburg Ferries	6 ↓	6 ↓	6 ↓	6 ↓	6 ↓	5 ↓	3 ↓	3 ↓	3 ↓	3 ↓	3 ↓	3 ↓	3 ↓	3 ↓	5 ↓	5 ↓	5 ↓	6 ↓	6 ↓	6 ↓	6 ↓	6 ↓	6 ↓	6 ↓
Houston Pilots I - Exxon 3	8 ↓	8 ↓	8 ↓	8 ↓	8 ↓	7 ↓	7 ↓	7 ↓	7 ↓	7 ↓	8 ↓	8 ↓	8 ↓	8 ↓	8 ↓	8 ↓	9 ↓	9 ↓	9 ↓	9 ↓	8 ↓	8 ↓	8 ↓	8 ↓
Houston Pilots H - Morgans Point	8 ↓	8 ↓	8 ↓	8 ↓	8 ↓	7 ↓	7 ↓	7 ↓	7 ↓	7 ↓	8 ↓	8 ↓	8 ↓	8 ↓	8 ↓	8 ↓	9 ↓	9 ↓	9 ↓	9 ↓	9 ↓	8 ↓	8 ↓	8 ↓
Houston Pilots G - 75/76	15 ↓	14 ↓	14 ↓	14 ↓	13 ↓	12 ↓	13 ↓	12 ↓	12 ↓	13 ↓	13 ↓	13 ↓	13 ↓	13 ↓	15 ↓	15 ↓	15 ↓	16 ↓	17 ↓	17 ↓	16 ↓	16 ↓	15 ↓	15 ↓
Houston Pilots F - 63/64	8 ↓	8 ↓	8 ↓	8 ↓	8 ↓	8 ↓	8 ↓	8 ↓	8 ↓	8 ↓	9 ↓	9 ↓	10 ↓	10 ↓	10 ↓	12 ↓	12 ↓	13 ↓	13 ↓	12 ↓	12 ↓	10 ↓	10 ↓	9 ↓
Houston Pilots E - 51/52	15 ↓	14 ↓	14 ↓	14 ↓	13 ↓	12 ↓	13 ↓	12 ↓	13 ↓	13 ↓	13 ↓	13 ↓	13 ↓	14 ↓	15 ↓	15 ↓	16 ↓	17 ↓	18 ↓	17 ↓	17 ↓	16 ↓	16 ↓	15 ↓
Houston Pilots D - 37/38	8 ↓	8 ↓	8 ↓	8 ↓	8 ↓	8 ↓	8 ↓	8 ↓	8 ↓	9 ↓	9 ↓	9 ↓	10 ↓	10 ↓	10 ↓	12 ↓	13 ↓	13 ↓	13 ↓	12 ↓	12 ↓	10 ↓	10 ↓	9 ↓
Houston Pilots C - 25/26	9 ↓	8 ↓	8 ↓	8 ↓	8 ↓	8 ↓	8 ↓	8 ↓	8 ↓	9 ↓	9 ↓	9 ↓	10 ↓	10 ↓	10 ↓	12 ↓	13 ↓	13 ↓	13 ↓	13 ↓	13 ↓	12 ↓	10 ↓	10 ↓
Houston Pilots B - 11/12	15 ↓	15 ↓	14 ↓	14 ↓	14 ↓	13 ↓	13 ↓	13 ↓	14 ↓	14 ↓	14 ↓	14 ↓	14 ↓	14 ↓	15 ↓	15 ↓	16 ↓	17 ↓	18 ↓	18 ↓	18 ↓	17 ↓	17 ↓	17 ↓
Houston Pilots A - 1 & 2 Bravo	10 ↓	10 ↓	9 ↓	9 ↓	9 ↓	10 ↓	10 ↓	10 ↓	10 ↓	12 ↓	12 ↓	12 ↓	13 ↓	13 ↓	13 ↓	14 ↓	14 ↓	14 ↓	14 ↓	14 ↓	14 ↓	13 ↓	13 ↓	12 ↓

NOTE: This is automated data that may/may not agree with the official BAM thinking that's found on the daily slides. This data should be used as a guide only.

Houston Pilots: MON. 11/11/2024



Forecast Discussion

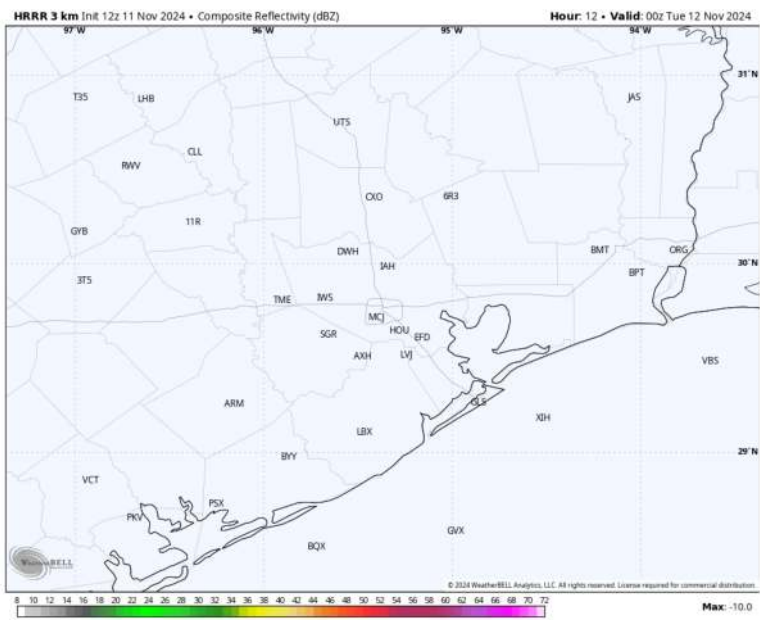
Precip: Favoring dry conditions throughout the remainder of the day.

Wind: Winds will be out of the N/NE throughout the day. **N of Morgan's Point:** Winds at 4 – 8 kts through the rest of the day. **S of Morgan's Point:** Winds at 8 - 13 kts through the remainder of the day.

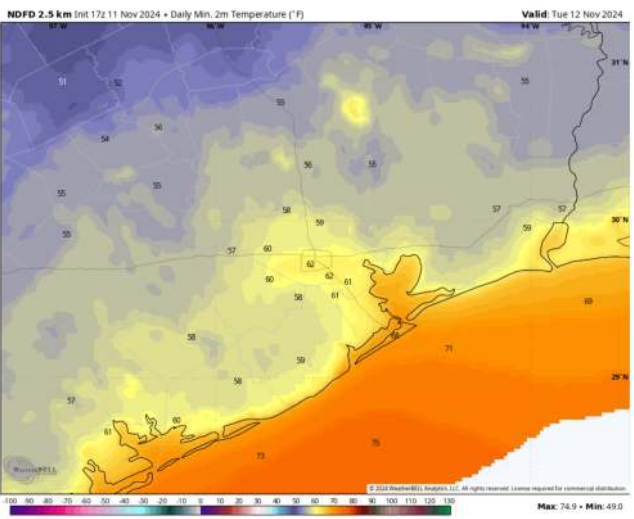
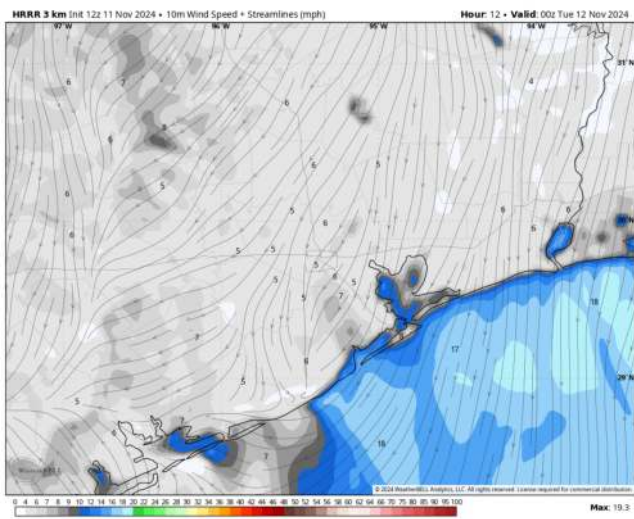
Low Temps: **N of Morgan's Point:** Low 60s F. **S of Morgan's Point:** Mid to upper 60s F.

Visibility: Fog is not favored for the rest of today.

Precip Image: 6 PM CT



Wind Speed:
6 PM CT



Low Temps
TUE AM

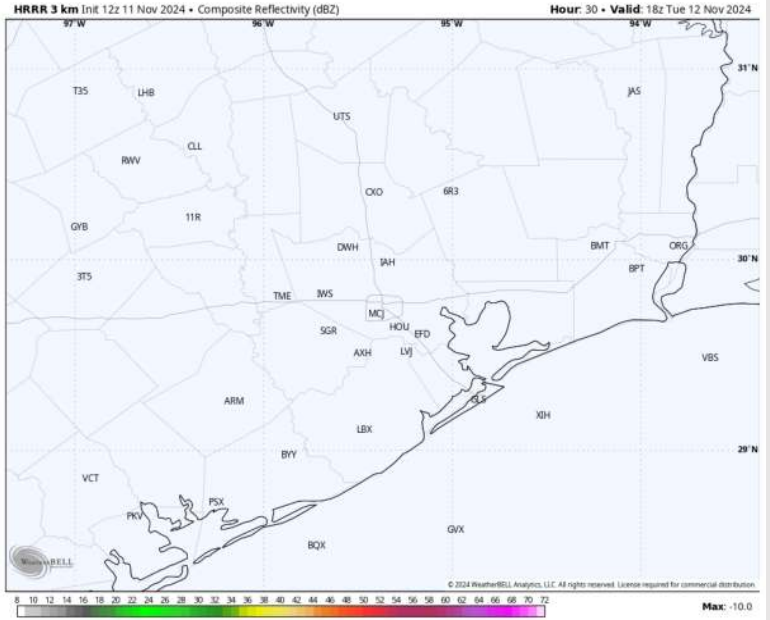
Houston Pilots: TUE. 11/12/2024



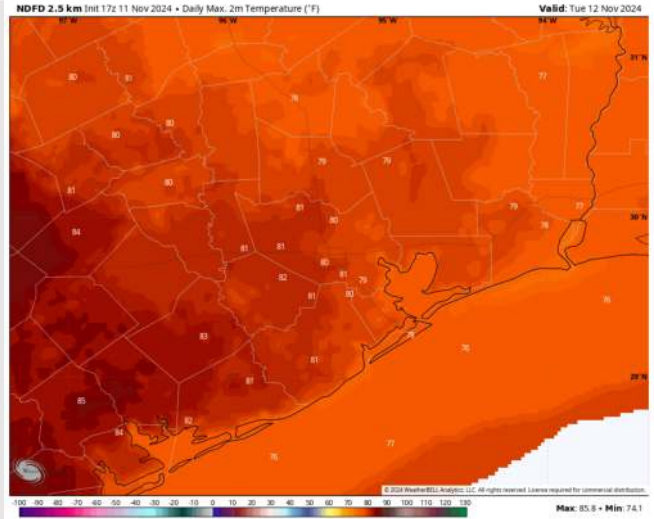
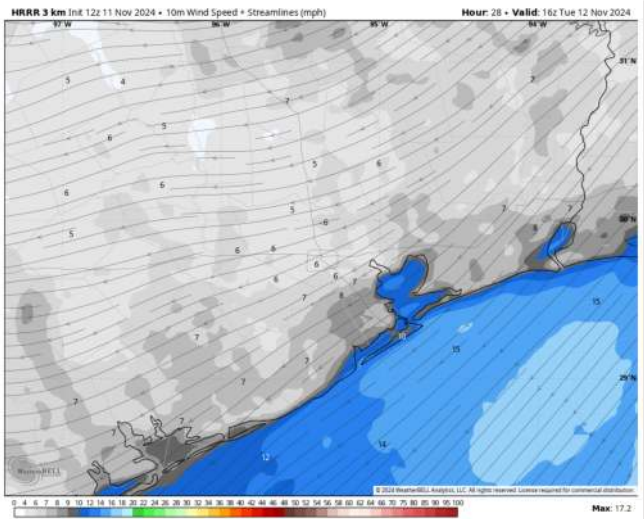
Forecast Discussion

- Precip:** Favoring dry conditions for Tuesday.
- Wind:** Winds will be out of NE/E throughout Tuesday. **N of Morgan's Point:** Winds will be at 2 - 7 kts throughout Tuesday. **S of Morgan's Point:** Winds will be at 8 - 13 kts through the day.
- High Temps:** **N of Morgan's Point:** Upper 70s to low 80s F. **S of Morgan's Point:** Upper 70s F.
- Visibility:** No visibility concerns for Tuesday.

Precip Image: 12 PM CT



Wind Speed
10 AM CT



High Temps
Tuesday

Forecast Discussion

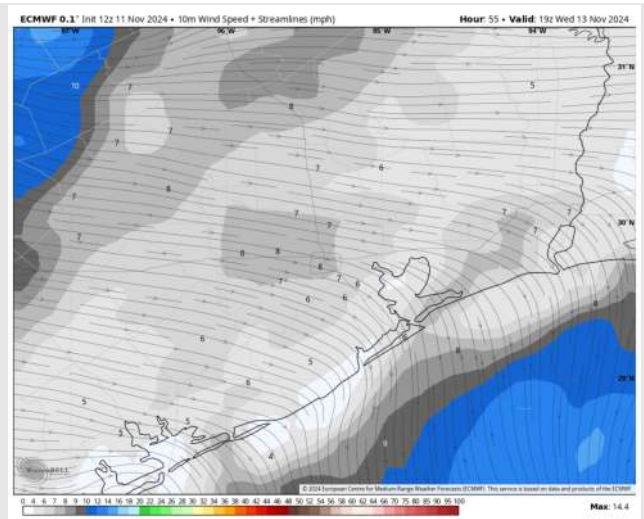
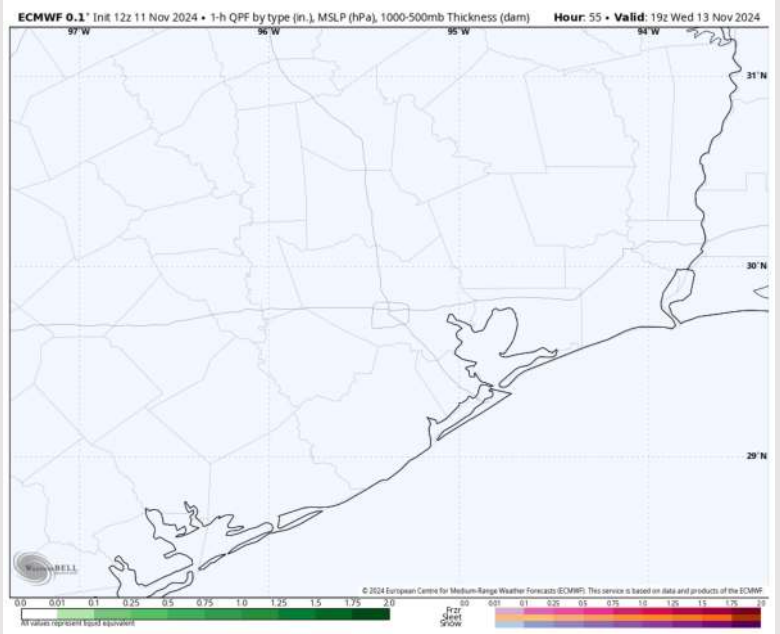
Precip: Favoring dry conditions for Wednesday.

Wind: Winds will be variable through the morning but will favor a northerly tendency. After 12 PM, winds settle out of the NW. **N of Morgan's Point:** Winds will be at 3 – 8 kts throughout the day. **S of Morgan's Point:** Winds will be 5 – 10 kts throughout Wednesday.

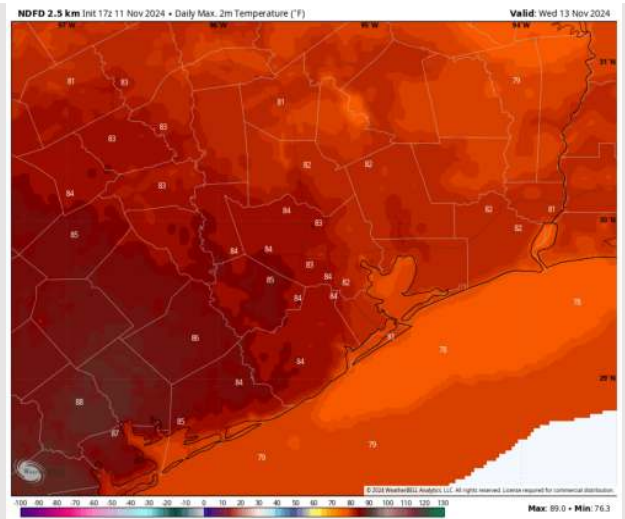
High Temps: **N of Morgan's Point:** Low 80s F. **S of Morgan's Point:** Upper 70s F to low 80s F.

Visibility: No visibility concerns Wednesday.

Precip Image: 1 PM CT

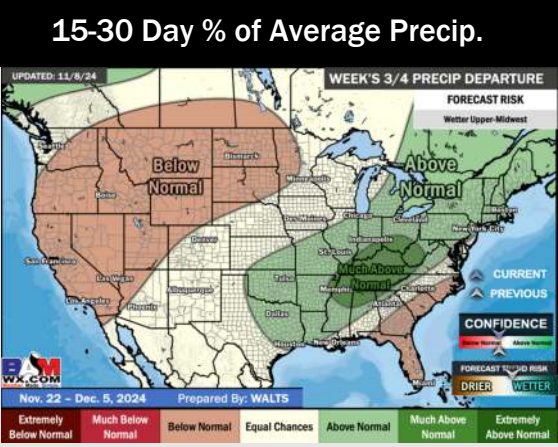
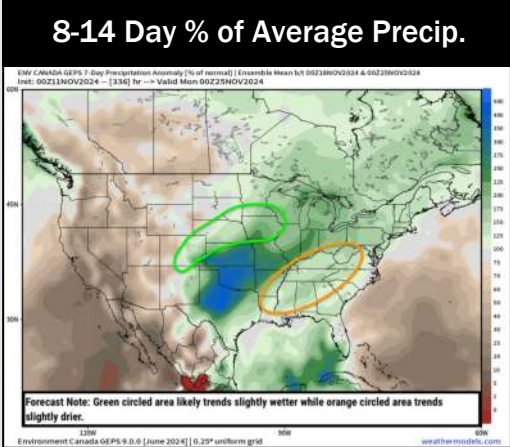
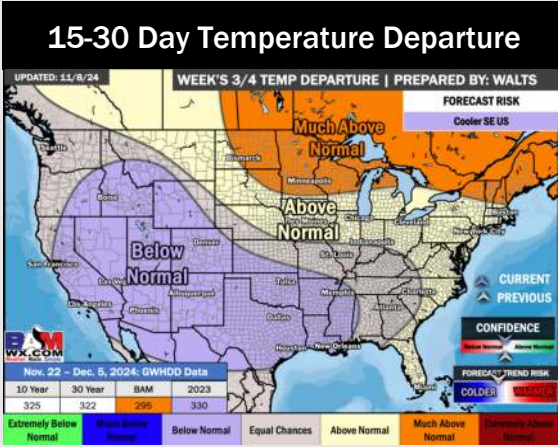
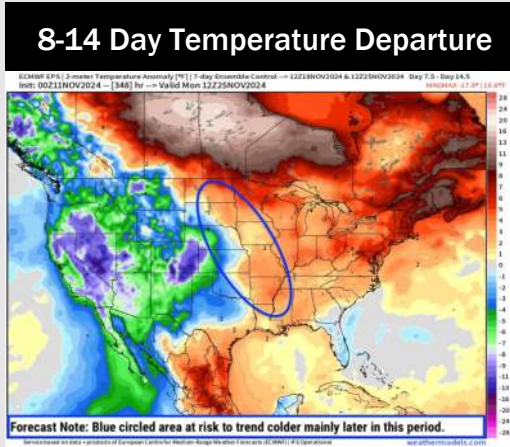
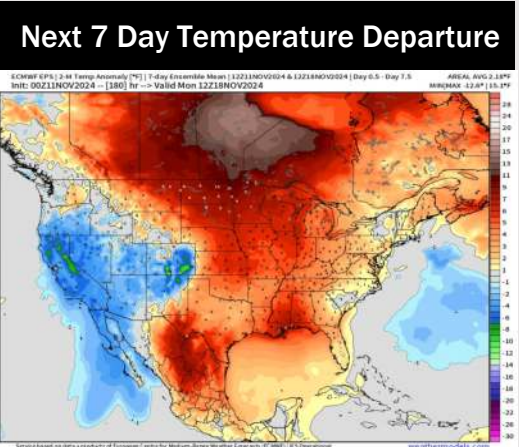


Wind Speed:
1 PM CT



High Temps
Wednesday

Houston Pilots: 11/11/24



- Temps are expected to be above normal for the week 1 timeframe. Favoring isolated rain chances to continue for the week 1 period.
- Above normal temperatures are favored for week 2. Favoring precipitation to be above normal
- Below normal temperatures and above normal precipitation chances are expected for the weeks 3/4 timeframe.