

Houston Pilots Forecast Package



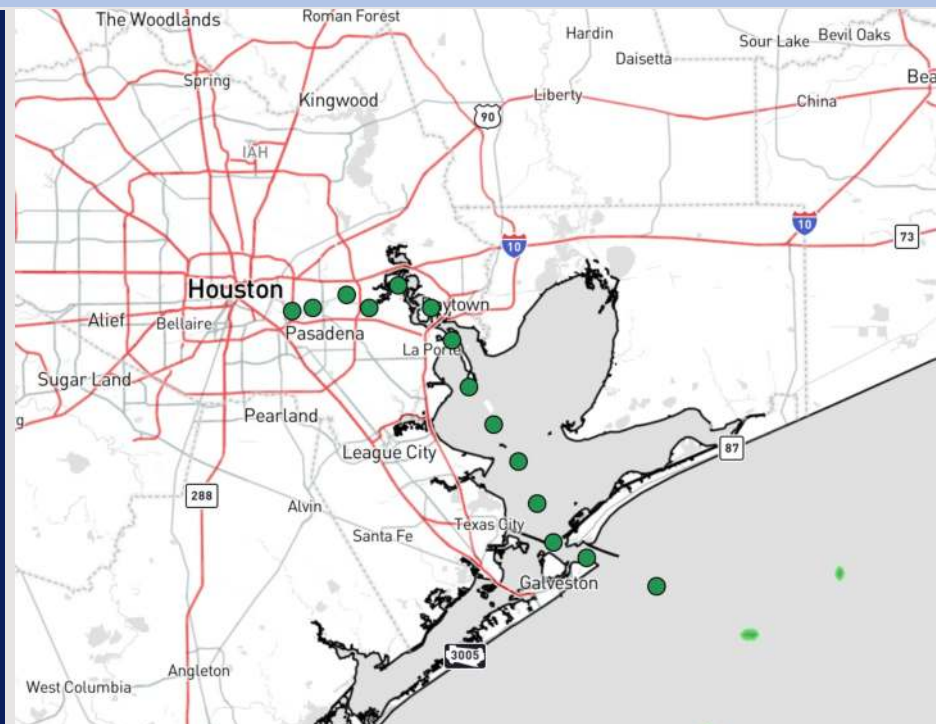
Updated: 9:45 PM CT

Friday, October 4, 2024

Forecaster: Tyler Riggles

Weather Headlines

- Isolated rain chances will be possible S of Morgan's Point through today, with dry conditions favored for the remainder of the weekend.
- Not anticipating any visibility concerns for stations.
- **Next potential system to develop ~ early next week. No impacts for Houston favored! See Latest Tropical Update below!**



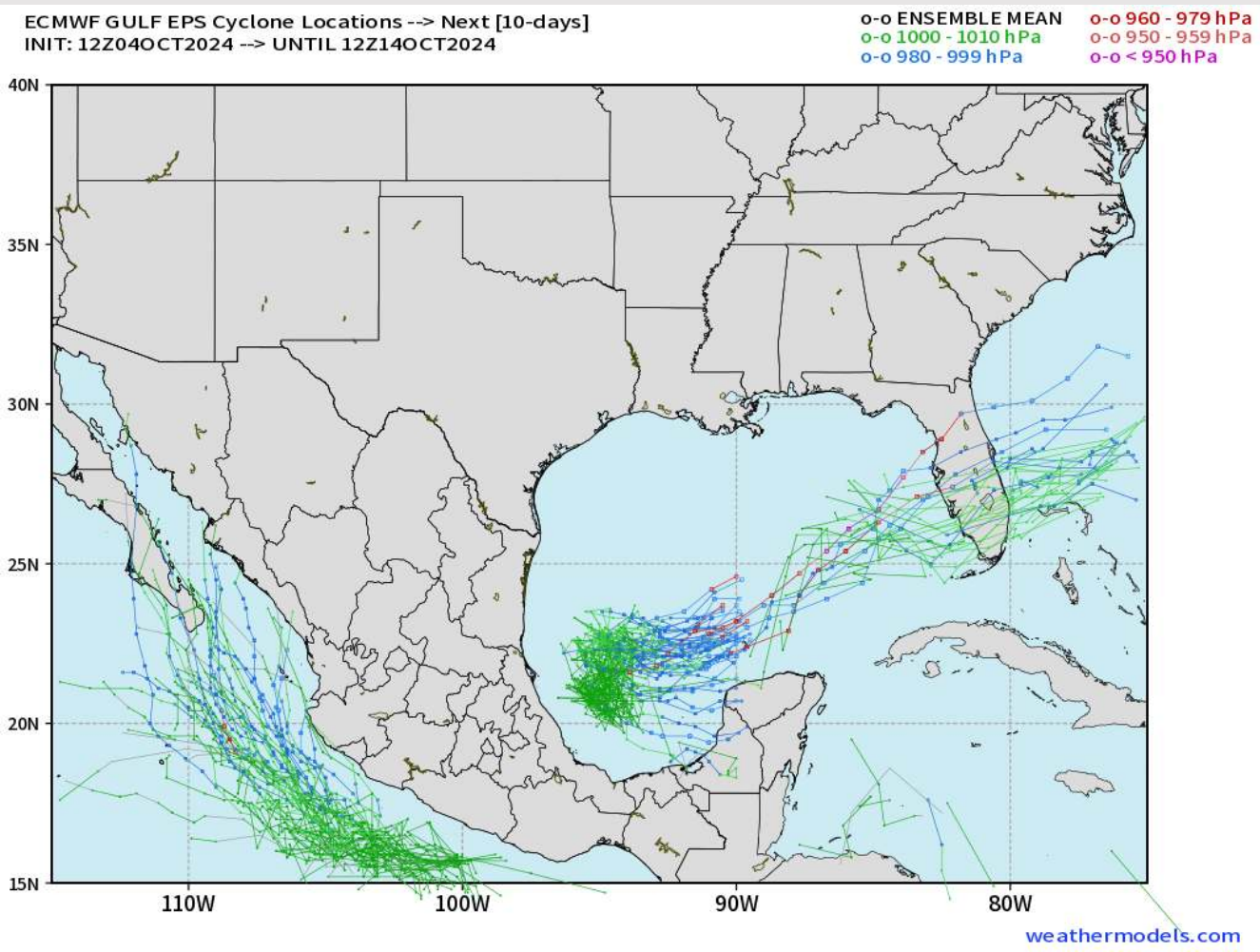
Current Radar: 9:44 PM CT



As always, please do not hesitate to reach out to us with any forecast questions via the chat option on Clarity or our on-call number, **(317)-560-8122** press 1 for forecast questions.

Houston Pilots Tropical Update

European Model Next 10 Days - Tropical Tracks



Models remain consistent in a tropical system developing near the Yucatan Peninsula and pushing eastward towards Florida. At least a low-end tropical depression / storm will be in play towards the start of next week.

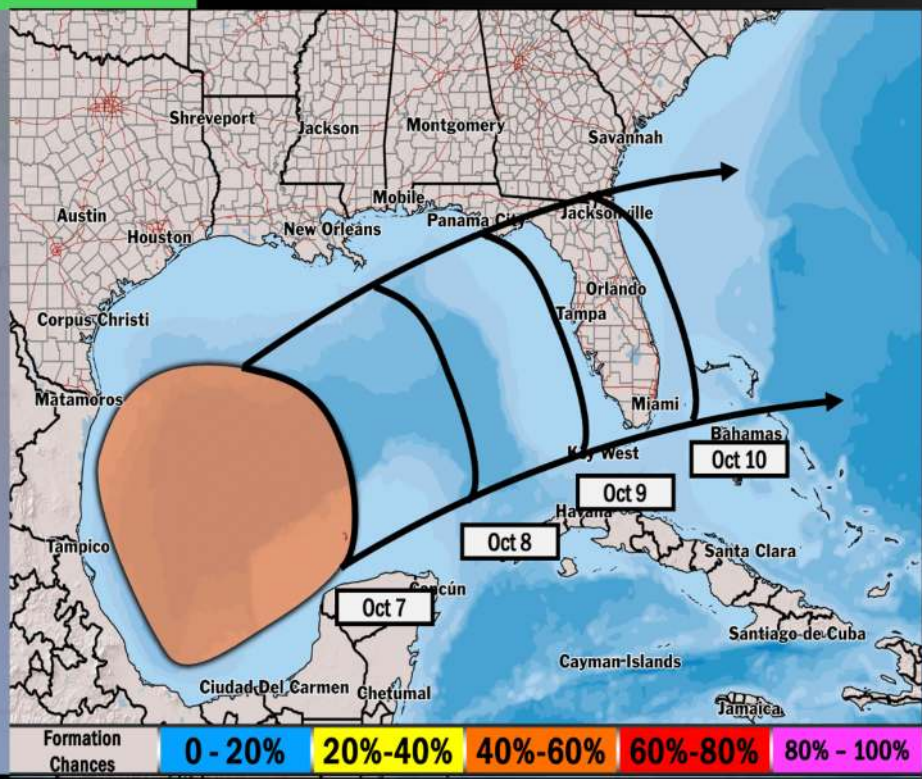
No impacts are favored for Houston at this time!

Houston Pilots Tropical Update



Next Potential Tropical System

TROPICAL INSIGHT 6:00 PM ET Friday October 4th, 2024 **Forecaster: Lowry**



TIMING: October 6th – October 10th

- FORECAST NOTES:**
- ✓ Area in orange highlights area of risk for possible development.
 - ✓ General timing is provided for the low-pressure system that can gradually work E into the Gulf
 - ✓ Currently favoring a High-End Tropical Storm/Low-end Hurricane

Houston Pilots Visibility Chart (miles)



Forecast Confidence



Visibility	Fri 11 pm	Sat 12 am	Sat 1 am	Sat 2 am	Sat 3 am	Sat 4 am	Sat 5 am	Sat 6 am	Sat 7 am	Sat 8 am	Sat 9 am	Sat 10 am	Sat 11 am	Sat 12 pm	Sat 1 pm	Sat 2 pm	Sat 3 pm	Sat 4 pm	Sat 5 pm	Sat 6 pm	Sat 7 pm	Sat 8 pm	Sat 9 pm	Sat 10 pm
Houston Pilots N - 610 Bridge	10	10	10	10	10	10	10	10	10	10	10	10	10	10	10	10	10	10	10	10	10	10	10	10
Houston Pilots M - Kinder 1	10	10	10	10	10	10	10	10	10	10	10	10	10	10	10	10	10	10	10	10	10	10	10	10
Houston Pilots L - Greens Bayou	10	10	10	10	10	10	10	10	10	10	9	10	10	10	10	10	10	10	10	10	10	10	10	10
Houston Pilots K - Shell Crude	10	10	10	10	10	10	10	10	10	10	10	10	10	10	10	10	10	10	10	10	10	10	10	10
Houston Pilots J - Lynchburg Ferries	10	10	10	10	10	10	10	10	10	10	9	10	10	10	10	10	10	10	10	10	10	10	10	10
Houston Pilots I - Exxon 3	10	10	10	10	10	10	10	10	10	10	10	10	10	10	10	10	10	10	10	10	10	10	10	10
Houston Pilots H - Morgans Point	10	10	10	10	10	10	10	10	10	10	10	10	10	10	10	10	10	10	10	10	10	10	10	10
Houston Pilots G - 75/76	10	10	10	10	10	10	10	10	10	10	10	10	10	10	10	10	10	10	10	10	10	10	10	10
Houston Pilots F - 63/64	10	10	10	10	10	10	10	10	10	10	10	10	10	10	10	10	10	10	10	10	10	10	10	10
Houston Pilots E - 51/52	10	10	10	10	10	10	10	10	10	10	10	10	10	10	10	10	10	10	10	10	10	10	10	10
Houston Pilots D - 37/38	10	10	10	10	10	10	10	10	10	10	10	10	10	10	10	10	10	10	10	10	10	10	10	10
Houston Pilots C - 25/26	10	10	10	10	10	10	10	10	10	10	10	10	10	10	10	10	10	10	10	10	10	10	10	10
Houston Pilots B - 11/12	10	10	10	10	10	10	10	10	10	10	10	10	10	10	10	10	10	10	10	10	10	10	10	10
Houston Pilots A - 1 & 2 Bravo	10	10	10	10	10	10	10	10	10	10	10	10	10	10	10	10	10	10	10	10	10	10	10	10

NOTE: This is automated data that may/may not agree with the official BAM thinking that's found on the daily slides or special visibility report slides. This data should be used as a guide only

Houston Pilots Wind Chart



Forecast Confidence



Sustained wind 10 Knots
 Gusts 15 Knots
 Wind from the SE

Example



Wind	Fri 11 pm	Sat 12 am	Sat 1 am	Sat 2 am	Sat 3 am	Sat 4 am	Sat 5 am	Sat 6 am	Sat 7 am	Sat 8 am	Sat 9 am	Sat 10 am	Sat 11 am	Sat 12 pm	Sat 1 pm	Sat 2 pm	Sat 3 pm	Sat 4 pm	Sat 5 pm	Sat 6 pm	Sat 7 pm	Sat 8 pm	Sat 9 pm	Sat 10 pm
Houston Pilots N - 610 Bridge	6 12 ←	5 10 ←	5 10 ←	5 10 ←	5 10 ←	6 12 ←	6 13 ←	6 13 ←	6 14 ←	7 14 ←	8 15 ←	8 16 ←	8 16 ←	8 17 ←	8 17 ←	8 17 ←	8 16 ←	8 16 ←	8 15 ←	8 14 ←	7 14 ←	6 13 ←	6 10 ←	5 8 ←
Houston Pilots M - Kinder 1	6 12 ←	5 10 ←	5 10 ←	5 10 ←	5 10 ←	6 12 ←	6 13 ←	6 13 ←	6 14 ←	7 14 ←	8 15 ←	8 16 ←	8 16 ←	8 17 ←	8 17 ←	8 17 ←	8 17 ←	8 16 ←	8 15 ←	8 14 ←	7 14 ←	6 12 ←	6 10 ←	3 8 ←
Houston Pilots L - Greens Bayou	6 12 ←	5 10 ←	5 10 ←	5 10 ←	5 10 ←	6 12 ←	6 13 ←	6 13 ←	6 14 ←	7 15 ←	8 15 ←	8 16 ←	8 16 ←	8 17 ←	8 16 ←	8 17 ←	8 17 ←	8 16 ←	8 16 ←	8 15 ←	7 13 ←	6 12 ←	5 10 ←	3 8 ←
Houston Pilots K - Shell Crude	6 12 ←	5 10 ←	5 10 ←	5 10 ←	5 10 ←	6 12 ←	6 13 ←	6 14 ←	6 14 ←	7 15 ←	8 16 ←	8 16 ←	8 16 ←	8 17 ←	8 16 ←	8 17 ←	8 17 ←	8 16 ←	8 16 ←	8 15 ←	7 13 ←	6 12 ←	5 9 ←	3 8 ←
Houston Pilots J - Lynchburg Ferries	5 10 ←	5 10 ←	3 9 ←	3 9 ←	5 10 ←	5 12 ←	6 13 ←	6 13 ←	6 14 ←	7 15 ←	7 15 ←	8 16 ←	8 16 ←	8 16 ←	8 16 ←	8 16 ←	8 17 ←	8 16 ←	8 15 ←	8 14 ←	6 13 ←	6 10 ←	5 9 ←	3 8 ←
Houston Pilots I - Exxon 3	9 14 ←	9 13 ←	8 13 ←	8 13 ←	9 14 ←	10 15 ←	10 15 ←	10 15 ←	12 16 ←	12 16 ←	12 17 ←	12 17 ←	12 17 ←	12 17 ←	10 17 ←	12 18 ←	12 17 ←	12 17 ←	12 16 ←	10 16 ←	9 14 ←	8 13 ←	8 12 ←	7 10 ←
Houston Pilots H - Morgans Point	9 14 ←	9 14 ←	9 14 ←	9 13 ←	9 14 ←	10 15 ←	10 15 ←	12 15 ←	12 16 ←	12 17 ←	12 17 ←	12 18 ←	12 17 ←	12 17 ←	10 17 ←	12 18 ←	12 17 ←	12 17 ←	10 16 ←	10 16 ←	9 15 ←	8 13 ←	8 12 ←	7 10 ←
Houston Pilots G - 75/76	10 15 ←	10 15 ←	10 15 ←	10 15 ←	12 15 ←	13 16 ←	13 17 ←	13 18 ←	14 20 ←	15 21 ←	15 20 ←	14 20 ←	14 21 ←	13 20 ←	12 18 ←	12 18 ←	12 18 ←	12 18 ←	12 17 ←	10 16 ←	10 16 ←	9 14 ←	9 13 ←	8 13 ←
Houston Pilots F - 63/64	12 16 ←	10 15 ←	10 15 ←	10 15 ←	12 16 ←	13 17 ←	13 17 ←	14 18 ←	15 20 ←	15 21 ←	15 21 ←	14 21 ←	13 20 ←	12 18 ←	12 18 ←	12 17 ←	10 16 ←	10 16 ←	10 16 ←	10 16 ←	9 14 ←	9 14 ←	8 13 ←	8 13 ←
Houston Pilots E - 51/52	12 17 ←	12 16 ←	12 16 ←	12 15 ←	12 16 ←	13 17 ←	13 18 ←	14 20 ←	15 21 ←	15 21 ←	15 21 ←	14 22 ←	13 21 ←	12 20 ←	12 20 ←	12 18 ←	12 18 ←	12 18 ←	12 18 ←	10 17 ←	10 15 ←	10 15 ←	9 14 ←	9 14 ←
Houston Pilots D - 37/38	12 17 ←	12 16 ←	12 16 ←	10 15 ←	12 16 ←	13 17 ←	13 18 ←	14 20 ←	15 21 ←	15 21 ←	15 21 ←	14 22 ←	14 22 ←	13 21 ←	13 20 ←	13 20 ←	12 18 ←	12 18 ←	12 18 ←	10 17 ←	10 16 ←	10 15 ←	10 15 ←	10 15 ←
Houston Pilots C - 25/26	12 17 ←	12 16 ←	10 16 ←	10 16 ←	12 16 ←	13 17 ←	13 18 ←	13 20 ←	14 21 ←	15 21 ←	15 22 ←	15 22 ←	14 22 ←	13 21 ←	13 20 ←	13 20 ←	13 20 ←	13 20 ←	12 20 ←	12 18 ←	10 17 ←	10 16 ←	10 16 ←	10 15 ←
Houston Pilots B - 11/12	10 17 ←	10 16 ←	10 16 ←	10 15 ←	10 16 ←	10 17 ←	12 18 ←	13 20 ←	13 21 ←	13 21 ←	14 22 ←	14 22 ←	14 22 ←	13 21 ←	13 20 ←	13 20 ←	13 20 ←	13 20 ←	12 20 ←	12 18 ←	10 17 ←	10 16 ←	10 16 ←	9 16 ←
Houston Pilots A - 1 & 2 Bravo	13 20 ←	13 18 ←	13 18 ←	13 17 ←	13 18 ←	14 20 ←	14 21 ←	15 22 ←	15 22 ←	15 23 ←	16 23 ←	16 24 ←	15 23 ←	15 23 ←	14 22 ←	14 22 ←	14 22 ←	14 22 ←	13 22 ←	13 21 ←	13 20 ←	13 18 ←	13 17 ←	13 17 ←

NOTE: This is automated data that may/may not agree with the official BAM thinking that's found on the daily slides. This data should be used as a guide only.

Houston Pilots: SAT. 10/5/2024



Forecast Discussion

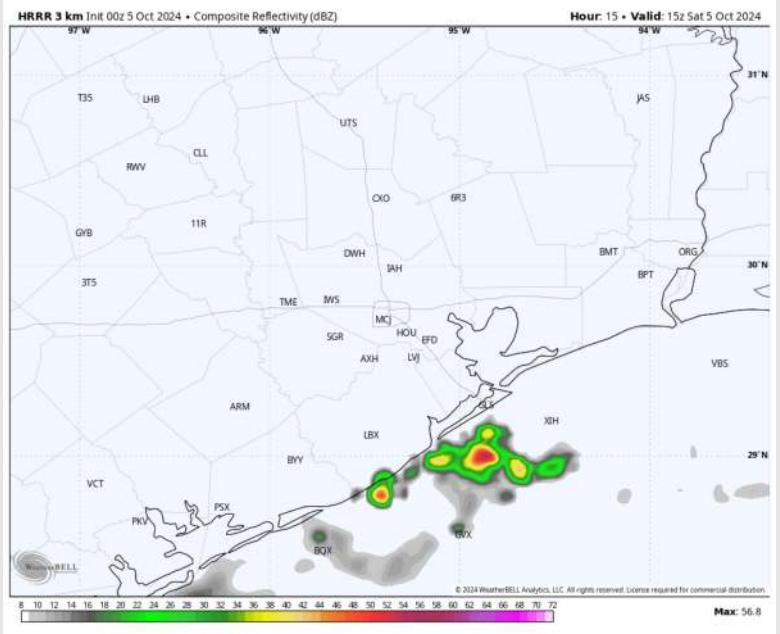
Precip: Isolated Showers (30%) will be possible S of Morgans Point all throughout the day.

Wind: Winds will be out of the ENE throughout the day with gusts up to 20 kts at all stations. **N of Morgan's Point:** Winds will be at 3 – 9 kts for the entire day **S of Morgan's Point:** Winds will be at 8 – 14 kts for the entire day

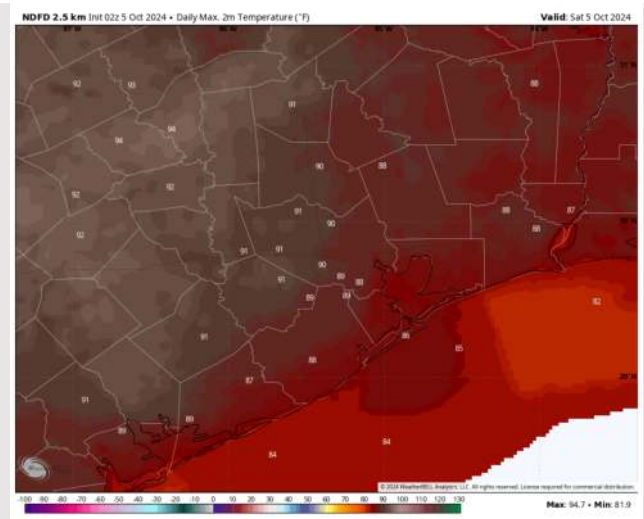
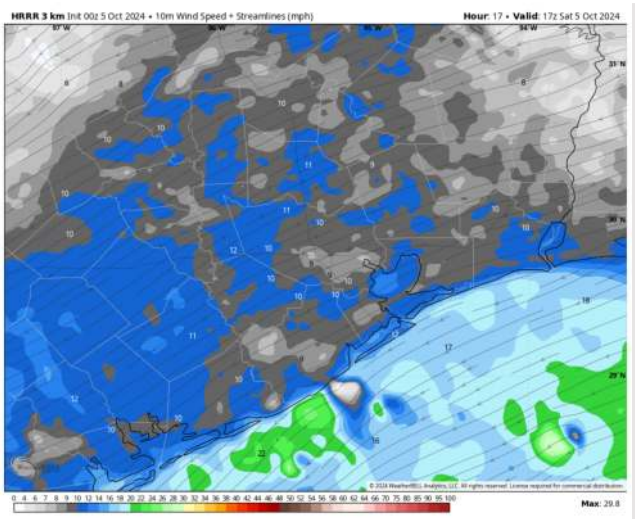
High Temps: **N of Morgan's Point:** Upper 80s F. **S of Morgan's Point:** Mid 80s F.

Visibility: Not favoring any fog concerns for today.

Precip Image: 10 AM CT



Wind Speed:
12 PM CT



High Temps
Today

Houston Pilots: SUN. 10/6/2024



Forecast Discussion

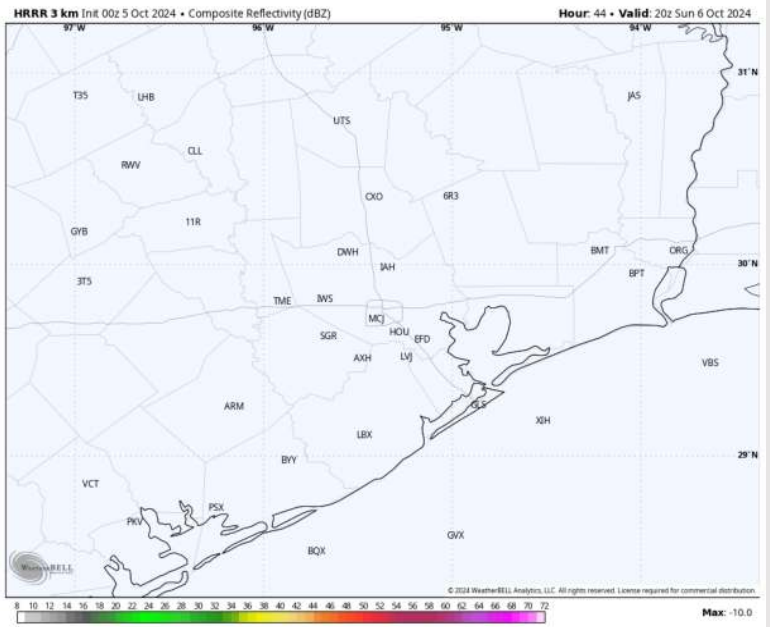
Precip: Favoring dry conditions for Sunday.

Wind: Winds will be out of the ENE throughout the day. **N of Morgan's Point:** Winds will be sustained at 4 – 10 kts for the entire day. **S of Morgan's Point:** Winds will be at 8 – 13 kts throughout the day on Sunday.

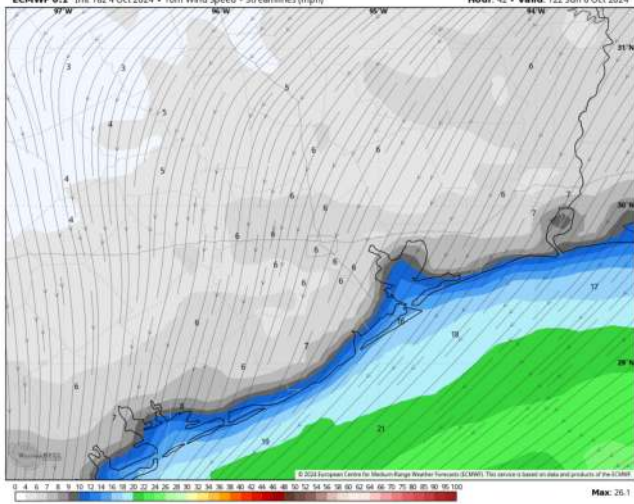
High Temps: **N of Morgan's Point:** Low 90's F. **S of Morgan's Point:** Mid to upper 80's F

Visibility: Not anticipating any visibility concerns for Sunday.

Precip Image: 3 PM CT

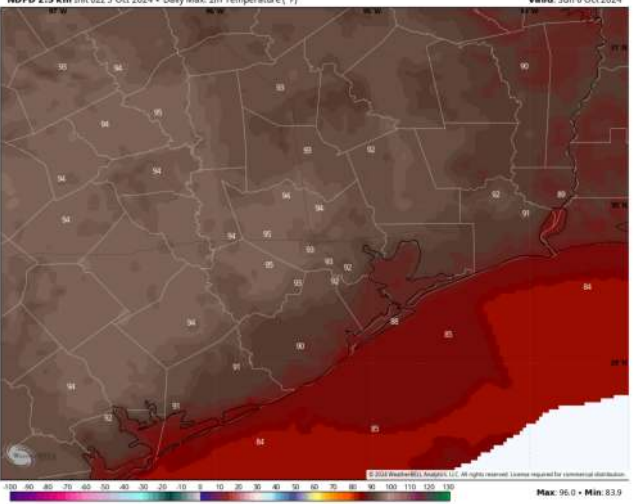


ECMWF 0.1° 10m Wind Speed + Streamlines (mph)



Wind Speed:
7 AM CT

NDFD 2.5 km Daily Max. 2m Temperature (°F)



High Temps
Sunday

Houston Pilots: MON. 10/7/2024



Forecast Discussion

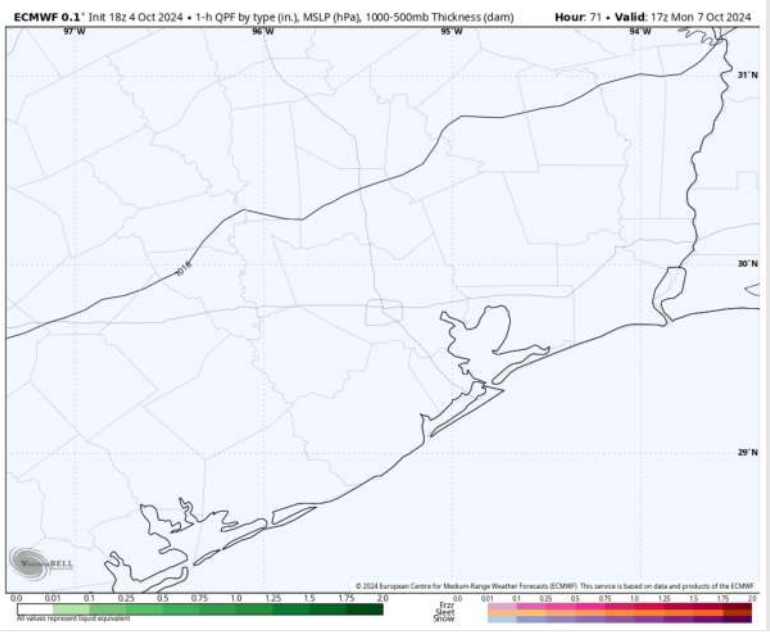
Precip: Favoring dry conditions for Monday.

Wind: Winds will be out of the NE through Monday. **N of Morgan's Point:** Winds will be at 4 – 9 kts throughout Monday. **S of Morgan's Point:** Winds will be at 9 – 15kts Monday.

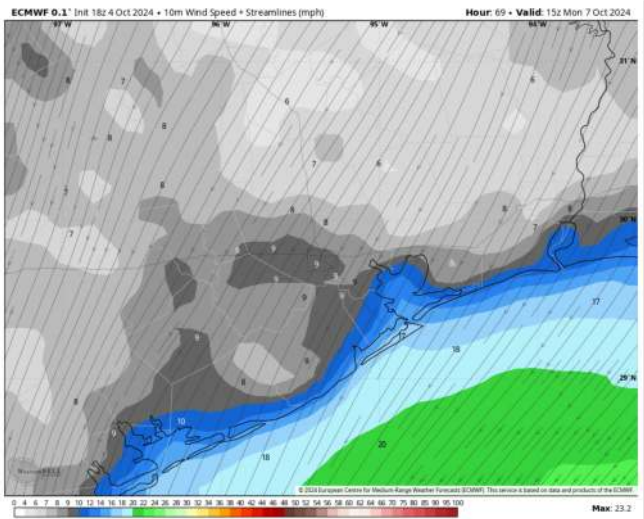
High Temps: **N of Morgan's Point:** Low 90s F. **S of Morgan's Point:** Mid to Upper 80s F.

Visibility: Not anticipating any visibility concerns for Monday.

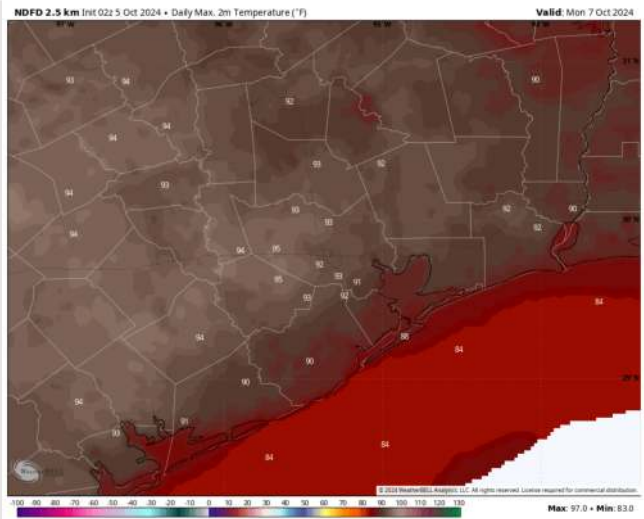
Precip Image: 12 PM CT



Wind Speed
10 AM CT

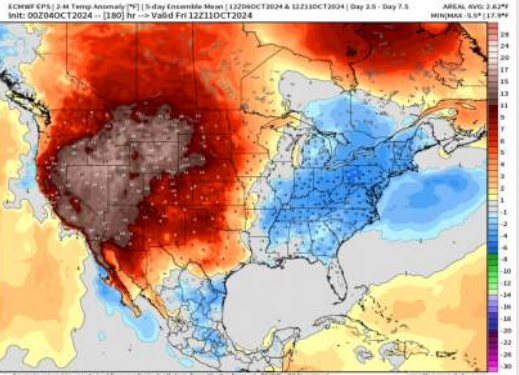


High Temps
Monday

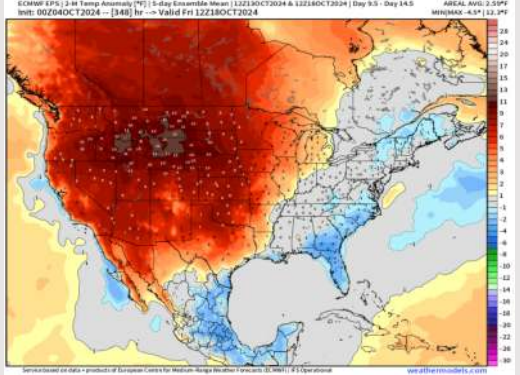


Houston Pilots: 10/5/24

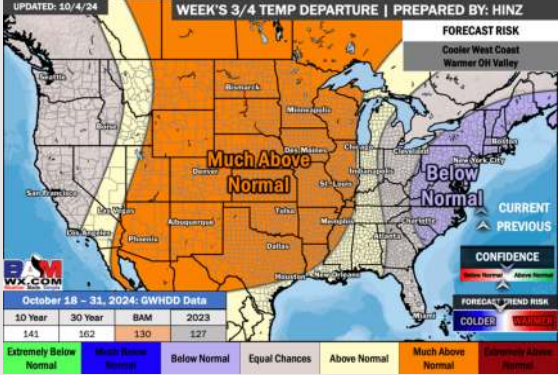
Next 7 Day Temperature Departure



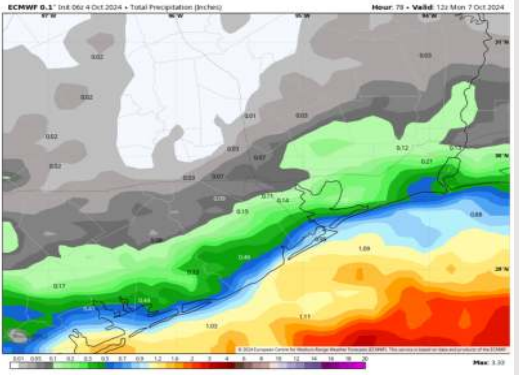
8-14 Day Temperature Departure



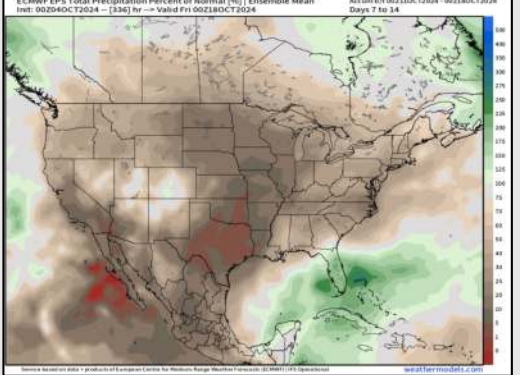
15-30 Day Temperature Departure



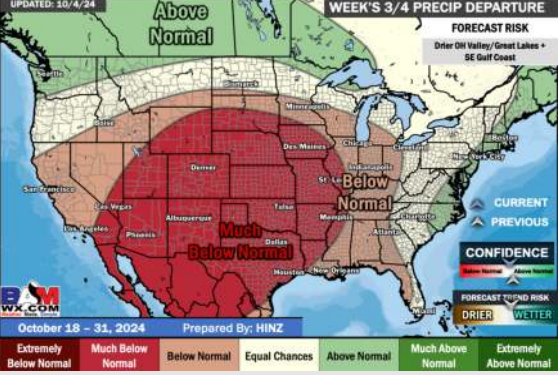
Next 7 Day Total Precipitation



8-14 Day % of Average Precip.



15-30 Day % of Average Precip.



- Temps are expected to be near normal for the week 1 timeframe. Favoring isolated rain chances on and off through week 1.
- Near normal temperatures are favored for week 2. Confidence is low on rain chances due to additional tropical risks for week 2.
- Near normal temperatures and much below normal precipitation chances are expected for the weeks ¾ timeframe.