

Houston Pilots Forecast Package



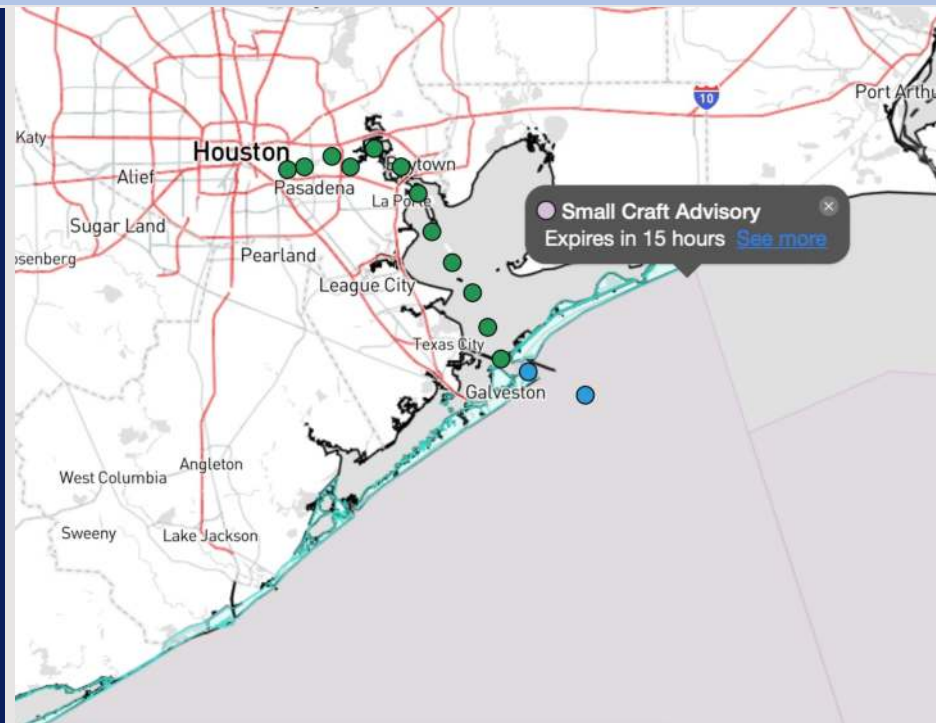
Updated: 12:55 PM CT

Sunday, October 20, 2024

Forecaster: Hope Kleitsch

Weather Headlines

- Wave heights of 4' near the Boarding Station will be possible through 10 PM SUN, decreasing to 3' through the day Monday.
- Winds are expected to calm over the next 24 hours.
- No fog concerns over the next 72 hours.

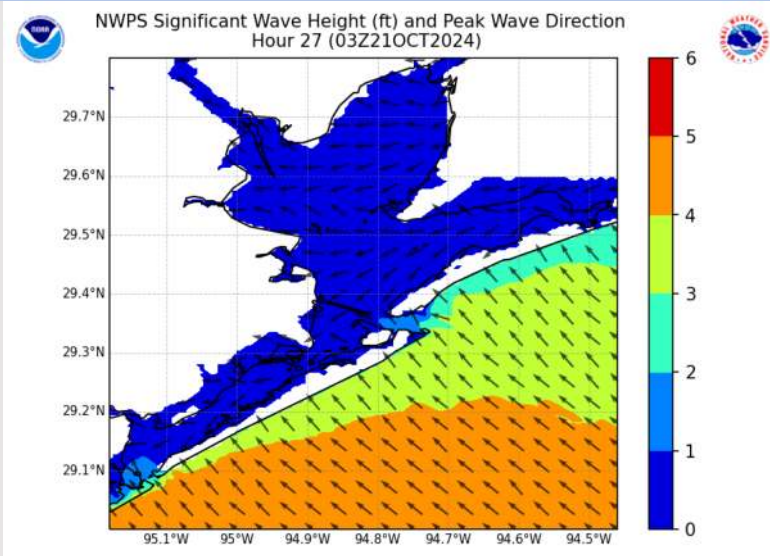


Current Radar: 12:50 PM CT



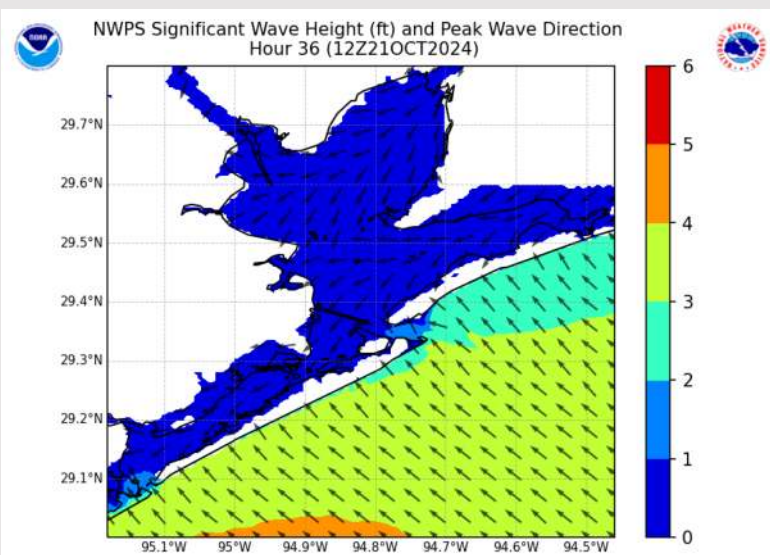
As always, please do not hesitate to reach out to us with any forecast questions via the chat option on Clarity or our on-call number, **(317)-560-8122** press 1 for forecast questions.

Wave Height Forecast Update



10 PM CT SUN

Wave heights will continue to decrease throughout the day, going below 4' by 10 PM.



7 AM CT MON

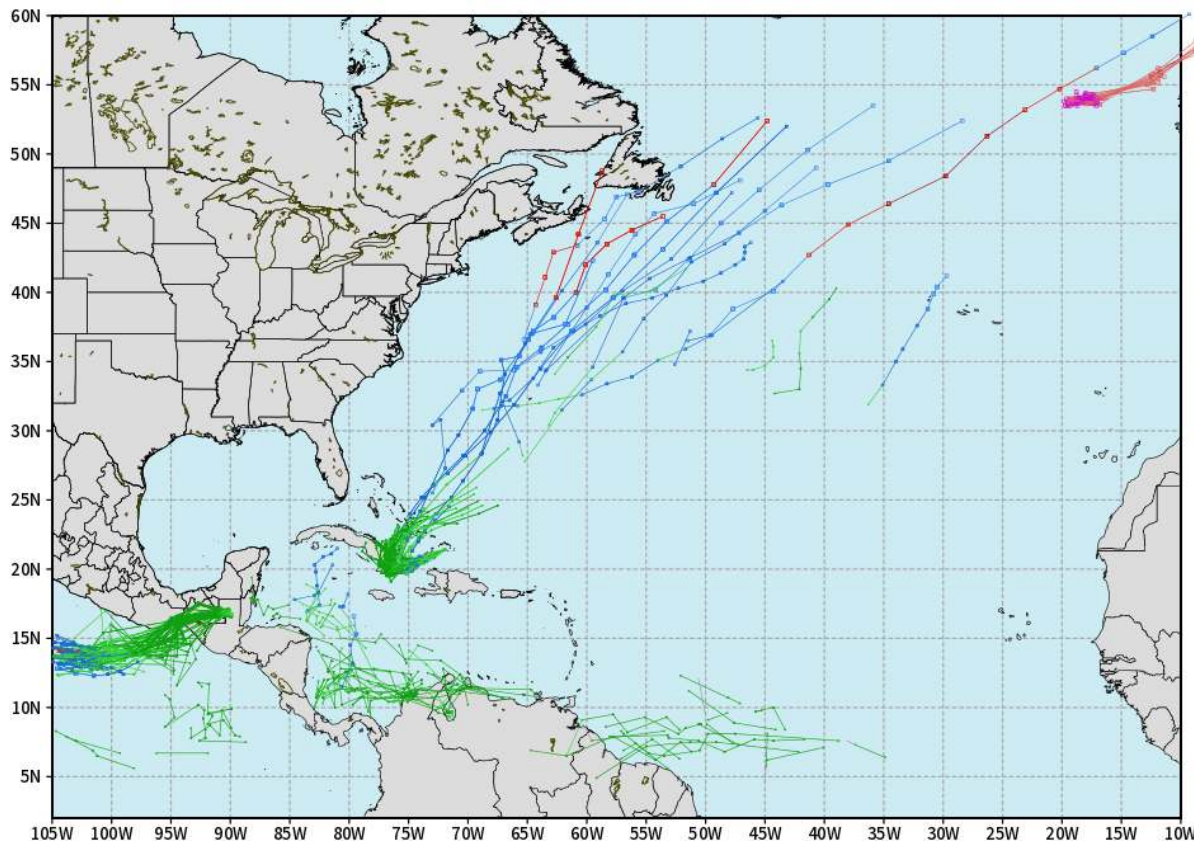
By 7 AM MON, wave heights will have decreased to 3' and will continue to decrease through MON PM.

Houston Pilots Tropical Update

European Tropical Tracks - Next 10 Days

ECMWF ATLANTIC EPS Cyclone Locations --> Next [10-days]
INIT: 00Z20OCT2024 --> UNTIL 00Z30OCT2024

o-o ENSEMBLE MEAN
o-o 1000 - 1010 hPa
o-o 980 - 999 hPa
o-o 960 - 979 hPa
o-o 950 - 959 hPa
o-o < 950 hPa



weathermodels.com

We are tracking 2 Named Tropical Cyclones in the Eastern Caribbean (Hurricane Oscar) and South of the Yucatan Peninsula (Tropical Depression Nadine) currently. Neither will impact Houston.

We continue to favor no threats for Houston over the next 7 days.

Houston Pilots Tropical Update

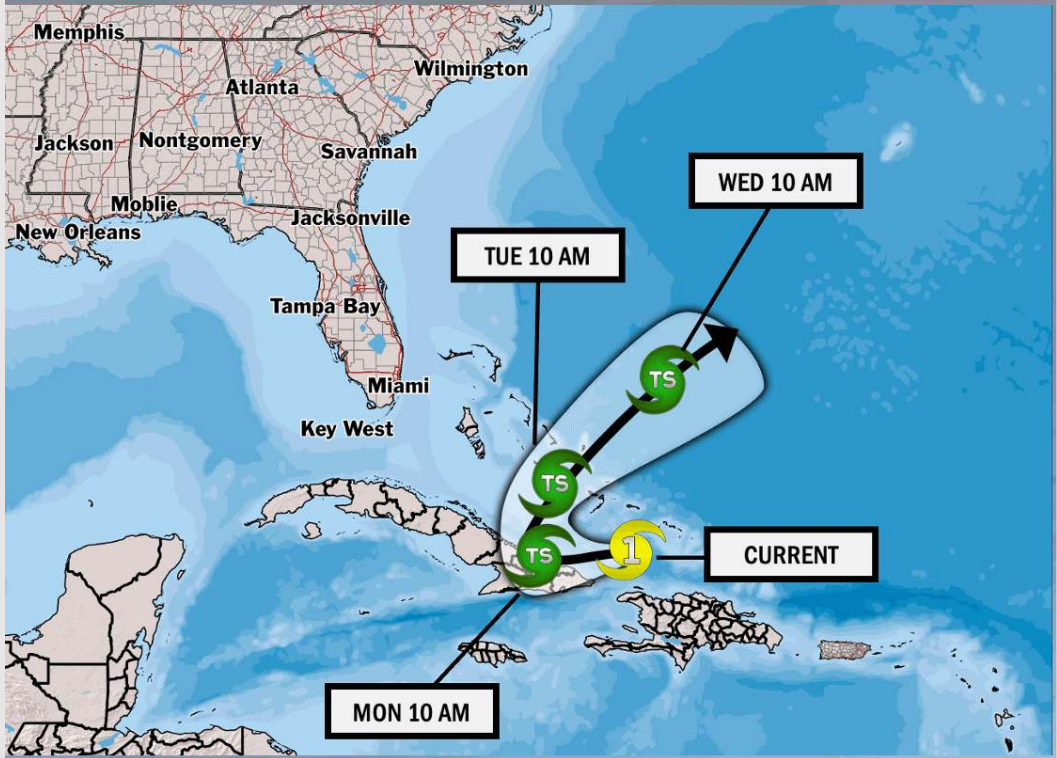


Hurricane Oscar Update

TROPICAL INSIGHT

10:00 AM ET Sunday, October 20, 2024

Forecaster: Kipper



TIMING: SUN 10/20 – WED 10/23

FORECAST NOTES:

- ✓ NOTE: No Risk of Impacts favored for United States
- ✓ Oscar expected to weaken and become a Tropical Storm late SUN PM/early MON AM
- ✓ Impacted areas still favored to be E. Caribbean (Turks And Caicos, Cuba, Bahamas) before going back into the Atlantic



Houston Pilots Visibility Chart (miles)



Forecast Confidence



Visibility	Sun 2 pm	Sun 3 pm	Sun 4 pm	Sun 5 pm	Sun 6 pm	Sun 7 pm	Sun 8 pm	Sun 9 pm	Sun 10 pm	Sun 11 pm	Mon 12 am	Mon 1 am	Mon 2 am	Mon 3 am	Mon 4 am	Mon 5 am	Mon 6 am	Mon 7 am	Mon 8 am	Mon 9 am	Mon 10 am	Mon 11 am	Mon 12 pm	Mon 1 pm
Houston Pilots N - 610 Bridge	10	10	10	10	10	10	10	10	10	10	10	10	10	10	10	10	10	10	10	10	10	10	10	10
Houston Pilots M - Kinder 1	10	10	10	10	10	10	10	10	10	10	10	10	10	10	10	10	10	10	10	10	10	10	10	10
Houston Pilots L - Greens Bayou	10	10	10	10	10	10	10	10	10	10	10	10	10	10	10	10	10	10	10	10	10	10	10	10
Houston Pilots K - Shell Crude	10	10	10	10	10	10	10	10	10	10	10	10	10	10	10	10	10	10	10	10	10	10	10	10
Houston Pilots J - Lynchburg Ferries	10	10	10	10	10	10	10	10	10	10	10	10	10	10	10	10	10	10	10	10	10	10	10	10
Houston Pilots I - Exxon 3	10	10	10	10	10	10	10	10	10	10	10	10	10	10	10	10	10	10	10	10	10	10	10	10
Houston Pilots H - Morgans Point	10	10	10	10	10	10	10	10	10	10	10	10	10	10	10	10	10	10	10	10	10	10	10	10
Houston Pilots G - 75/76	10	10	10	10	10	10	10	10	10	10	10	10	10	10	10	10	10	10	10	10	10	10	10	10
Houston Pilots F - 63/64	10	10	10	10	10	10	10	10	10	10	10	10	10	10	10	10	10	10	10	10	10	10	10	10
Houston Pilots E - 51/52	10	10	10	10	10	10	10	10	10	10	10	10	10	10	10	10	10	10	10	10	10	10	10	10
Houston Pilots D - 37/38	10	10	10	10	10	10	10	10	10	10	10	10	10	10	10	10	10	10	10	10	10	10	10	10
Houston Pilots C - 25/26	10	10	10	10	10	10	10	10	10	10	10	10	10	10	10	10	10	10	10	10	10	10	10	10
Houston Pilots B - 11/12	10	10	10	10	10	10	10	10	10	10	10	10	10	10	10	10	10	10	10	10	10	10	10	10
Houston Pilots A - 1 & 2 Bravo	10	10	10	10	10	10	10	10	10	10	10	10	10	10	10	10	10	10	10	10	10	10	10	10

NOTE: This is automated data that may/may not agree with the official BAM thinking that's found on the daily slides or special visibility report slides. This data should be used as a guide only

Houston Pilots Wind Chart



Forecast Confidence

Above Normal Below Normal

Sustained wind 10 Knots

Gusts 15 Knots

Wind from the SE

Example

10

15

↖

Wind	Sun 2 pm	Sun 3 pm	Sun 4 pm	Sun 5 pm	Sun 6 pm	Sun 7 pm	Sun 8 pm	Sun 9 pm	Sun 10 pm	Sun 11 pm	Mon 12 am	Mon 1 am	Mon 2 am	Mon 3 am	Mon 4 am	Mon 5 am	Mon 6 am	Mon 7 am	Mon 8 am	Mon 9 am	Mon 10 am	Mon 11 am	Mon 12 pm	Mon 1 pm
Houston Pilots N - 610 Bridge	8 16 ←	8 17 ←	8 16 ←	8 16 ←	8 16 ←	7 14 ←	6 13 ←	6 10 ←	5 9 ←	3 8 ←	3 7 ←	2 6 ←	2 6 ←	3 7 ←	3 7 ←	3 8 ←	3 8 ←	3 9 ←	5 9 ←	5 9 ←	6 10 ←	6 12 ←	6 12 ←	6 13 ←
Houston Pilots M - Kinder 1	8 16 ←	8 17 ←	8 16 ←	8 16 ←	8 16 ←	7 14 ←	6 13 ←	6 10 ←	5 9 ←	3 8 ←	3 7 ←	2 6 ←	2 6 ←	3 7 ←	3 7 ←	3 8 ←	3 8 ←	3 9 ←	5 9 ←	5 9 ←	6 10 ←	6 12 ←	6 12 ←	6 13 ←
Houston Pilots L - Greens Bayou	8 16 ←	8 16 ←	8 16 ←	8 16 ←	8 15 ←	7 14 ←	6 12 ←	6 10 ←	3 9 ←	3 8 ←	3 7 ←	3 6 ←	3 6 ←	3 7 ←	3 7 ←	3 8 ←	3 8 ←	5 9 ←	5 9 ←	5 10 ←	6 10 ←	6 12 ←	6 12 ←	6 12 ←
Houston Pilots K - Shell Crude	8 16 ←	8 17 ←	8 16 ←	8 16 ←	8 15 ←	7 14 ←	6 12 ←	6 10 ←	5 9 ←	3 8 ←	3 7 ←	3 7 ←	3 6 ←	3 7 ←	3 7 ←	3 8 ←	3 8 ←	5 9 ←	5 9 ←	5 10 ←	6 10 ←	6 12 ←	6 12 ←	6 13 ←
Houston Pilots J - Lynchburg Ferries	8 15 ←	8 16 ←	8 15 ←	8 15 ←	8 15 ←	7 13 ←	6 12 ←	5 10 ←	3 8 ←	3 7 ←	3 6 ←	2 6 ←	2 6 ←	3 6 ←	3 7 ←	3 8 ←	3 8 ←	3 8 ←	5 9 ←	5 9 ←	5 10 ←	6 12 ←	6 12 ←	6 12 ←
Houston Pilots I - Exxon 3	10 16 ←	10 17 ←	10 17 ←	10 17 ←	10 16 ←	10 15 ←	9 14 ←	8 13 ←	8 12 ←	7 10 ←	6 9 ←	6 9 ←	6 9 ←	6 9 ←	7 10 ←	8 10 ←	8 10 ←	8 12 ←	8 12 ←	8 12 ←	8 12 ←	8 13 ←	8 13 ←	8 14 ←
Houston Pilots H - Morgans Point	10 16 ←	10 17 ←	10 17 ←	10 17 ←	10 16 ←	10 15 ←	9 14 ←	8 13 ←	8 12 ←	8 12 ←	7 10 ←	6 9 ←	6 9 ←	7 9 ←	7 10 ←	8 10 ←	8 12 ←	8 12 ←	8 13 ←	8 13 ←	8 13 ←	8 13 ←	8 13 ←	8 14 ←
Houston Pilots G - 75/76	12 17 ←	12 17 ←	12 18 ←	12 18 ←	12 17 ←	12 17 ←	10 16 ←	10 15 ←	9 14 ←	9 14 ←	8 13 ←	8 12 ←	8 12 ←	8 12 ←	8 13 ←	9 13 ←	9 14 ←	10 14 ←	10 14 ←	10 15 ←	10 15 ←	10 15 ←	9 15 ←	8 15 ←
Houston Pilots F - 63/64	10 17 ←	10 17 ←	10 18 ←	12 18 ←	12 17 ←	12 17 ←	10 16 ←	10 15 ←	9 14 ←	9 14 ←	8 13 ←	8 12 ←	8 12 ←	8 12 ←	9 13 ←	9 14 ←	10 14 ←	10 14 ←	10 15 ←	10 15 ←	10 15 ←	10 15 ←	9 15 ←	8 15 ←
Houston Pilots E - 51/52	12 18 ←	12 18 ←	12 20 ←	12 18 ←	13 18 ←	12 18 ←	10 16 ←	10 16 ←	10 15 ←	10 15 ←	9 14 ←	8 13 ←	8 13 ←	8 13 ←	8 13 ←	9 14 ←	9 14 ←	10 15 ←	10 15 ←	10 15 ←	10 15 ←	10 15 ←	10 16 ←	9 16 ←
Houston Pilots D - 37/38	13 20 ←	13 18 ←	13 20 ←	13 20 ←	13 18 ←	12 18 ←	12 17 ←	10 16 ←	10 15 ←	10 15 ←	9 15 ←	9 14 ←	8 13 ←	8 13 ←	9 14 ←	9 14 ←	9 14 ←	10 15 ←	10 15 ←	10 15 ←	10 15 ←	10 15 ←	10 16 ←	10 16 ←
Houston Pilots C - 25/26	13 20 ←	13 20 ←	13 20 ←	13 20 ←	13 18 ←	12 18 ←	12 17 ←	10 17 ←	10 15 ←	10 15 ←	9 15 ←	9 14 ←	8 14 ←	8 14 ←	9 14 ←	9 14 ←	9 14 ←	10 15 ←	10 15 ←	10 15 ←	10 15 ←	10 15 ←	10 16 ←	10 16 ←
Houston Pilots B - 11/12	13 21 ←	13 20 ←	13 20 ←	13 20 ←	12 18 ←	12 18 ←	10 17 ←	10 17 ←	9 15 ←	9 15 ←	8 15 ←	8 15 ←	8 14 ←	8 14 ←	8 14 ←	8 14 ←	8 15 ←	8 15 ←	9 15 ←	9 15 ←	9 15 ←	10 15 ←	10 16 ←	10 16 ←
Houston Pilots A - 1 & 2 Bravo	14 22 ←	14 22 ←	14 21 ←	14 22 ←	13 21 ←	13 20 ←	13 20 ←	13 17 ←	12 17 ←	12 17 ←	12 16 ←	10 16 ←	10 15 ←	10 15 ←	10 15 ←	10 15 ←	10 15 ←	10 16 ←	10 16 ←	10 16 ←	12 16 ←	12 17 ←	12 17 ←	10 17 ←

NOTE: This is automated data that may/may not agree with the official BAM thinking that's found on the daily slides. This data should be used as a guide only.

Houston Pilots: SUN. 10/20/2024



Forecast Discussion

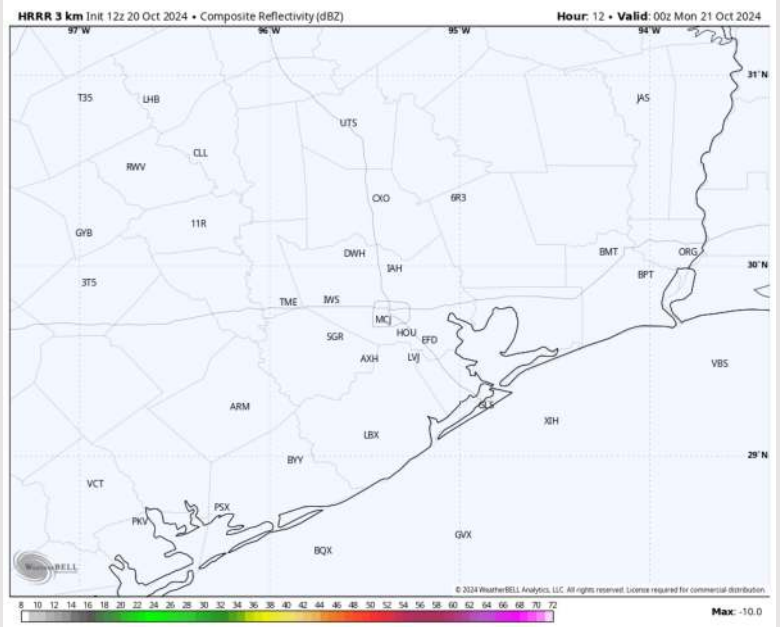
Precip: Favoring dry conditions for the rest of today.

Wind: Winds will be generally out of the E/SE for the rest of the day. **N of Morgan's Point:** Winds will be at 5 – 10 kts through the remainder of the day. **S of Morgan's Point:** Winds will be at 10 – 15 kts through the rest of the day. **Wind gusts up to 20 kts will be possible near the Boarding Station.**

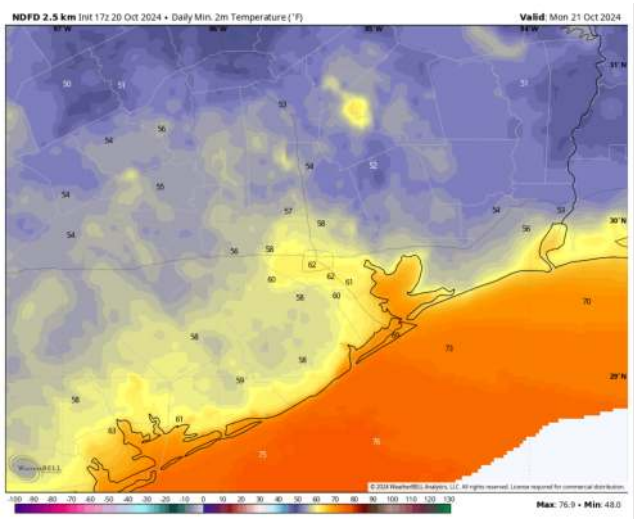
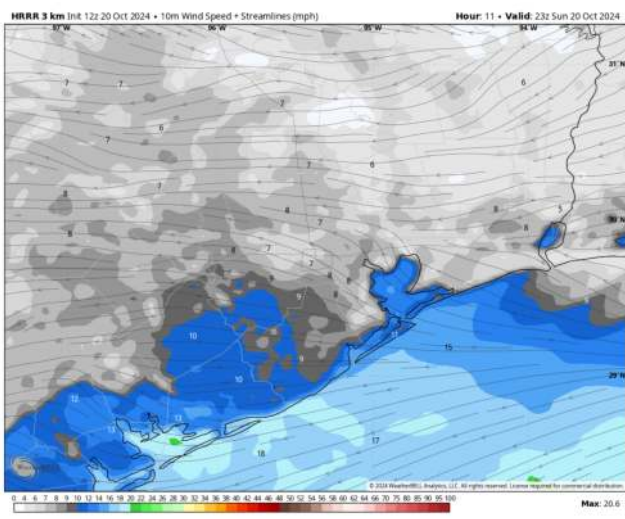
Low Temps: **N of Morgan's Point:** Lower 60s F. **S of Morgan's Point:** Mid to upper 60s F.

Visibility: Not favoring any fog concerns for today.

Precip Image: 7 PM CT



Wind Speed:
6 PM CT



Low Temps
FRI AM

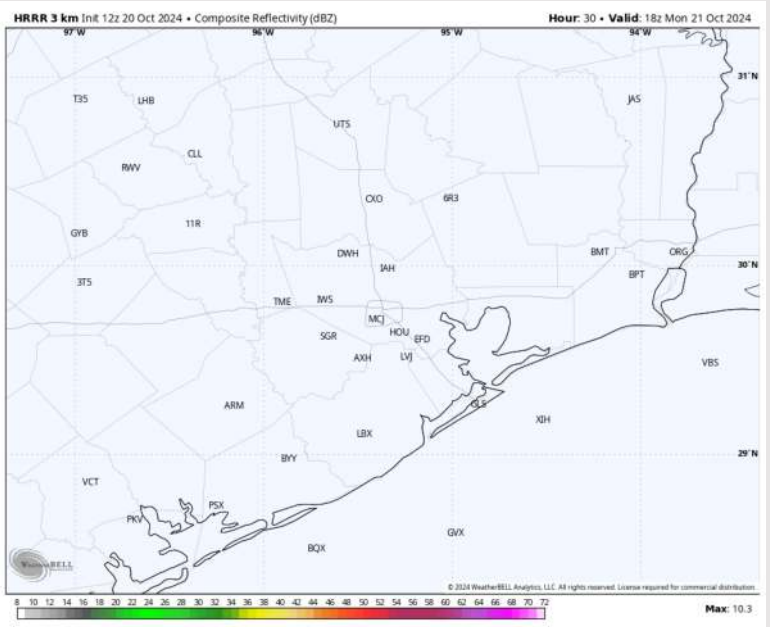
Houston Pilots: MON. 10/21/2024



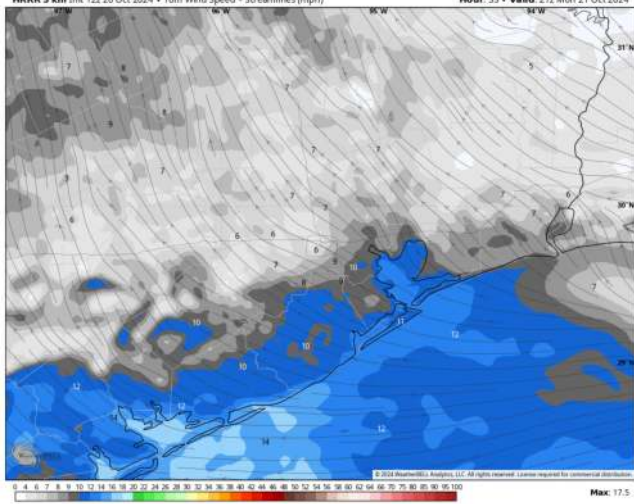
Forecast Discussion

- Precip:** Favoring dry conditions for Monday.
- Wind:** Winds will start the day out of the NE, transitioning to be out of the SE by 2 PM. **N of Morgan's Point:** Winds will be at 3 – 8 kts through the day. **S of Morgan's Point:** Winds at 8 – 13 kts for all of Monday.
- High Temps:** **N of Morgan's Point:** Lower 80s F. **S of Morgan's Point:** Mid to upper 70s F.
- Visibility:** Not fog concerns for Monday.

Precip Image: 1 PM CT

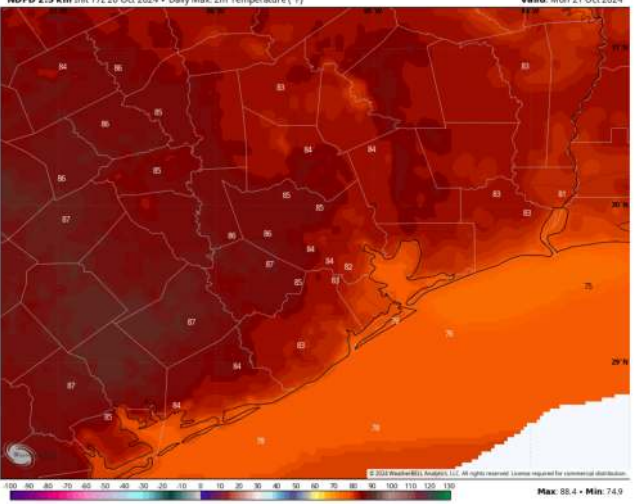


HRRR 3 km Init: 12z 20 Oct 2024 • 10m Wind Speed • Streamlines (mph) Hour: 33 • Valid: 21z Mon 21 Oct 2024



Wind Speed:
4 PM CT

NDFD 2.5 km Init: 17z 20 Oct 2024 • Daily Max, 2m Temperature (°F) Valid: Mon 21 Oct 2024



High Temps
Friday

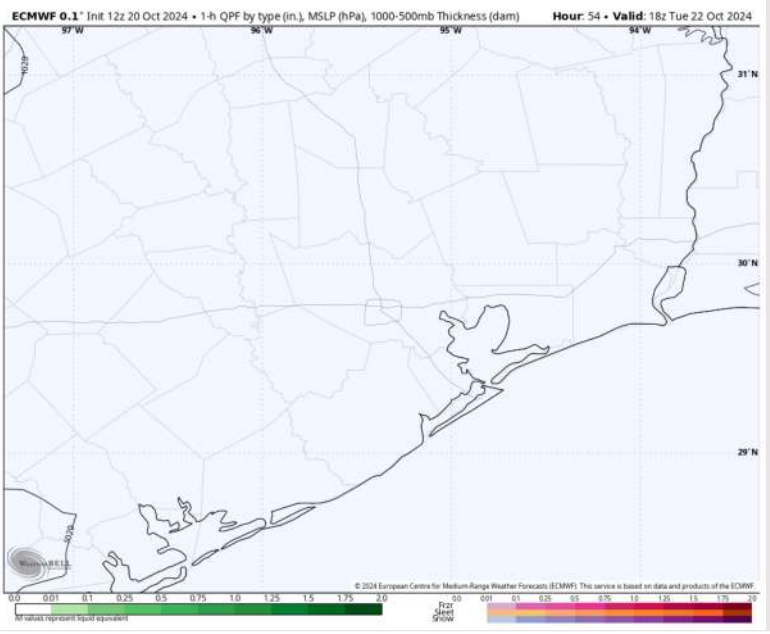
Houston Pilots: TUE. 10/22/2024



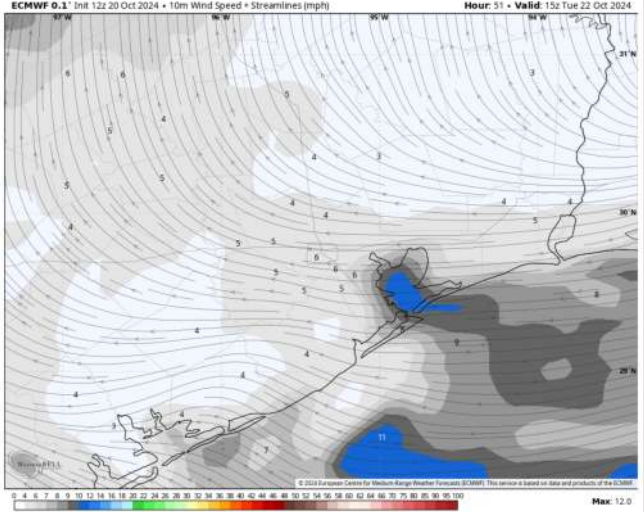
Forecast Discussion

- Precip:** Favoring dry conditions for Tuesday.
- Wind:** Winds will be out of the E/SE for all of Tuesday. **N of Morgan's Point:** Winds will be at 3 – 7 kts through the day. **S of Morgan's Point:** Winds will be at 5 – 10 kts through the day.
- High Temps:** **N of Morgan's Point:** Mid to upper 80s F. **S of Morgan's Point:** Upper 70s F to near 80 F.
- Visibility:** No visibility concerns for Tuesday.

Precip Image: 1 PM CT

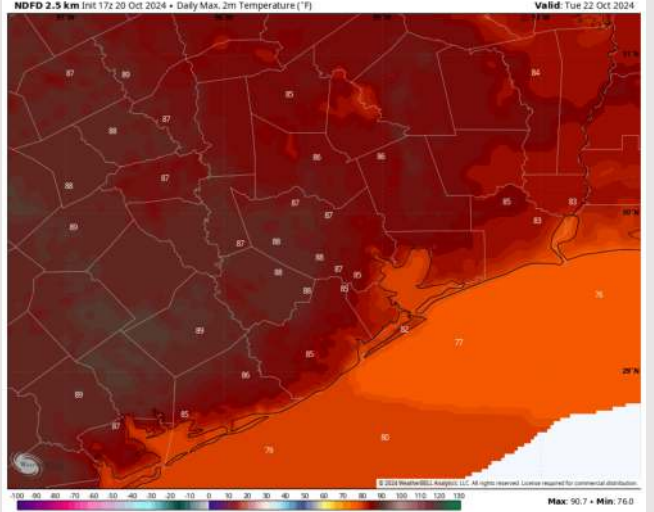


Wind Speed 10 AM CT



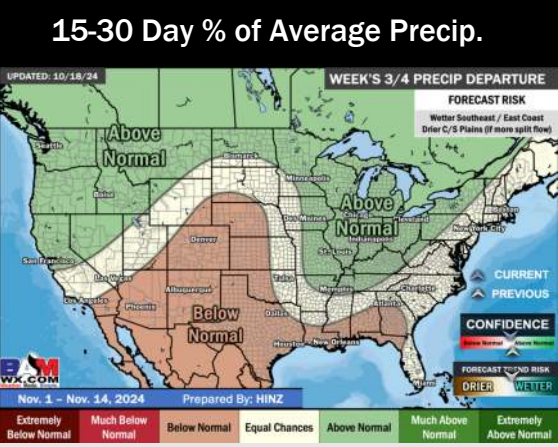
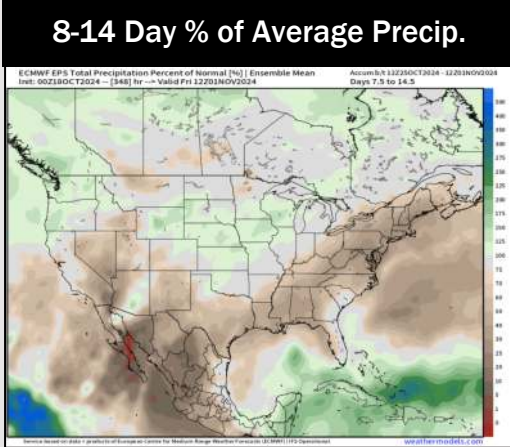
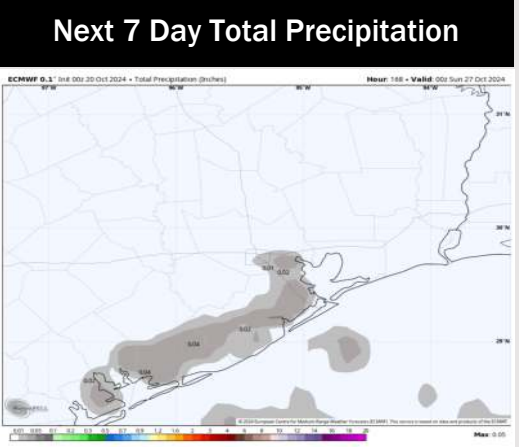
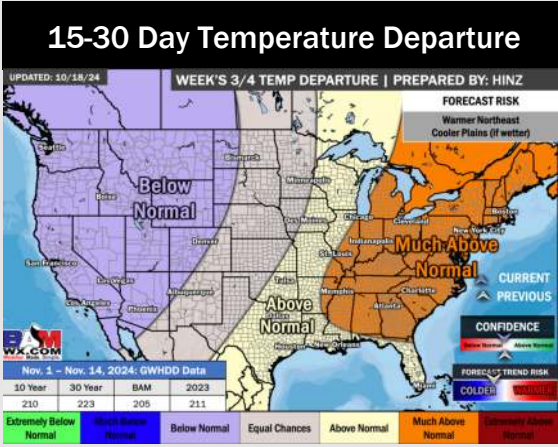
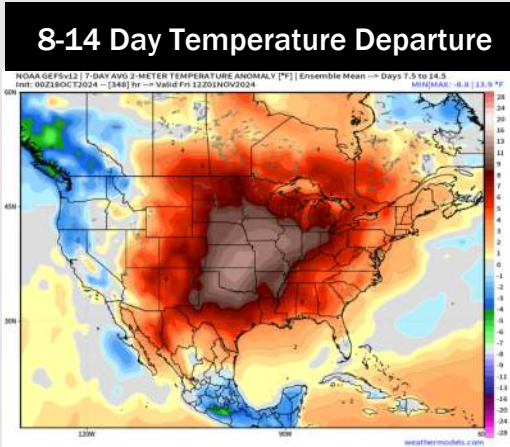
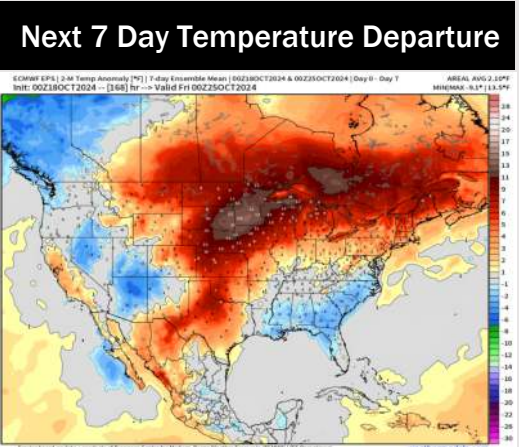
Wind Speed
10 AM CT

High Temps Tuesday



High Temps
Tuesday

Houston Pilots: 10/20/24



- Temps are expected to be slightly above normal for the week 1 timeframe. Favoring mostly dry conditions through the week 1 timeframe.
- Above normal temperatures are favored for week 2. Favoring precipitation to be below normal.
- Above normal temperatures and below normal precipitation chances are expected for the weeks 3/4 timeframe.