

Houston Pilots Forecast Package



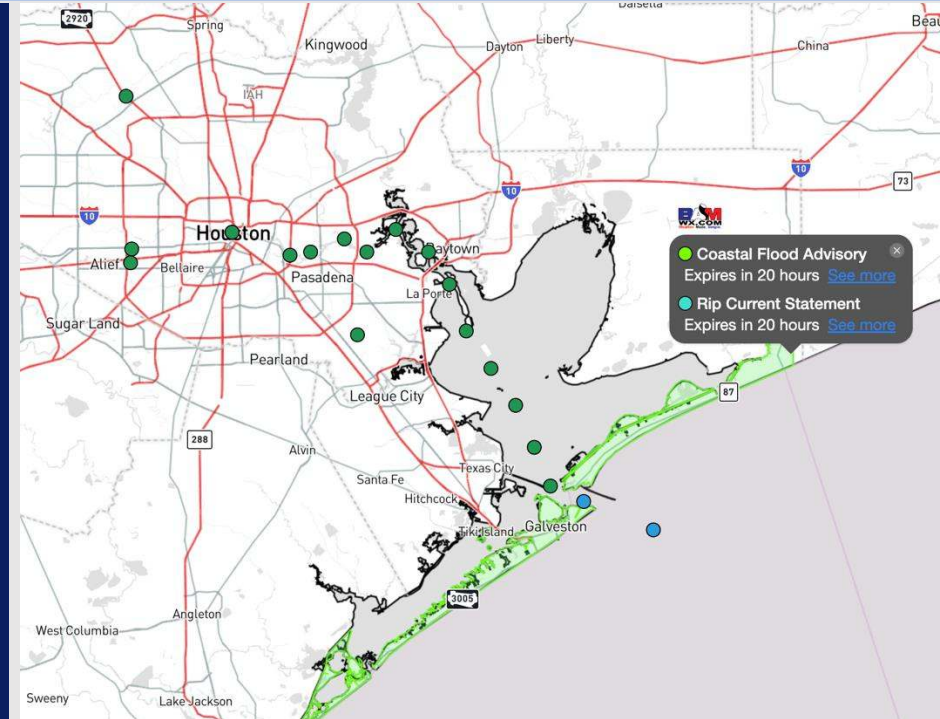
Updated: 12:00 PM CT

Friday, October 18, 2024

Forecaster: Adam Feick

Weather Headlines

- Wave heights will start to increase FRI PM with 4' – 5' will be in play SAT and SUN. See slides below.
- **Gusty winds of 20-25 kts are possible over the next 48 hours.**
- Not favoring any fog concerns over the next 72 hours.

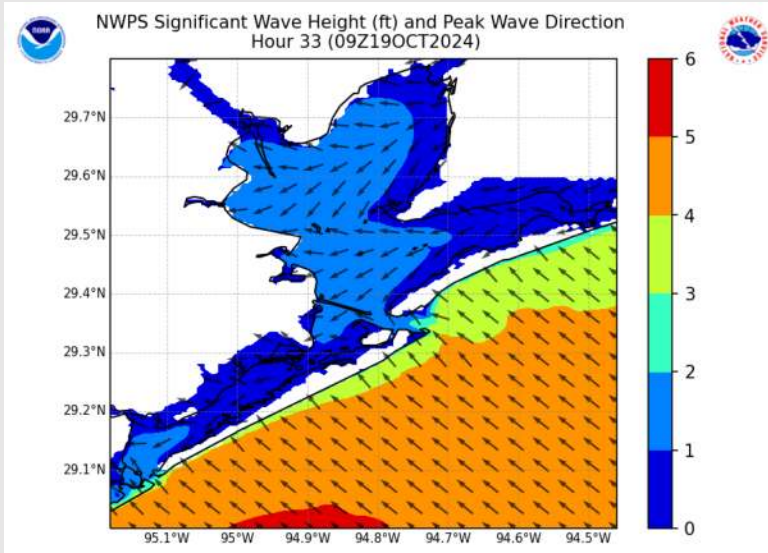


Current Radar: 11:45 AM CT



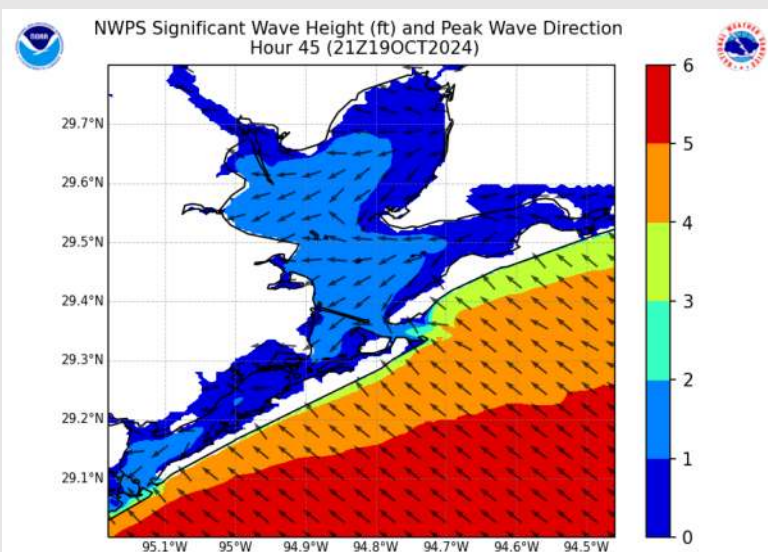
As always, please do not hesitate to reach out to us with any forecast questions via the chat option on Clarity or our on-call number, **(317)-560-8122** press 1 for forecast questions.

Wave Height Forecast Update



4 AM CT SAT

Wave heights will start to increase late FRI PM and into SAT AM. Wave heights are expected to reach 3' – 4' by 4 AM SAT at the Boarding Station.



7 PM CT SAT

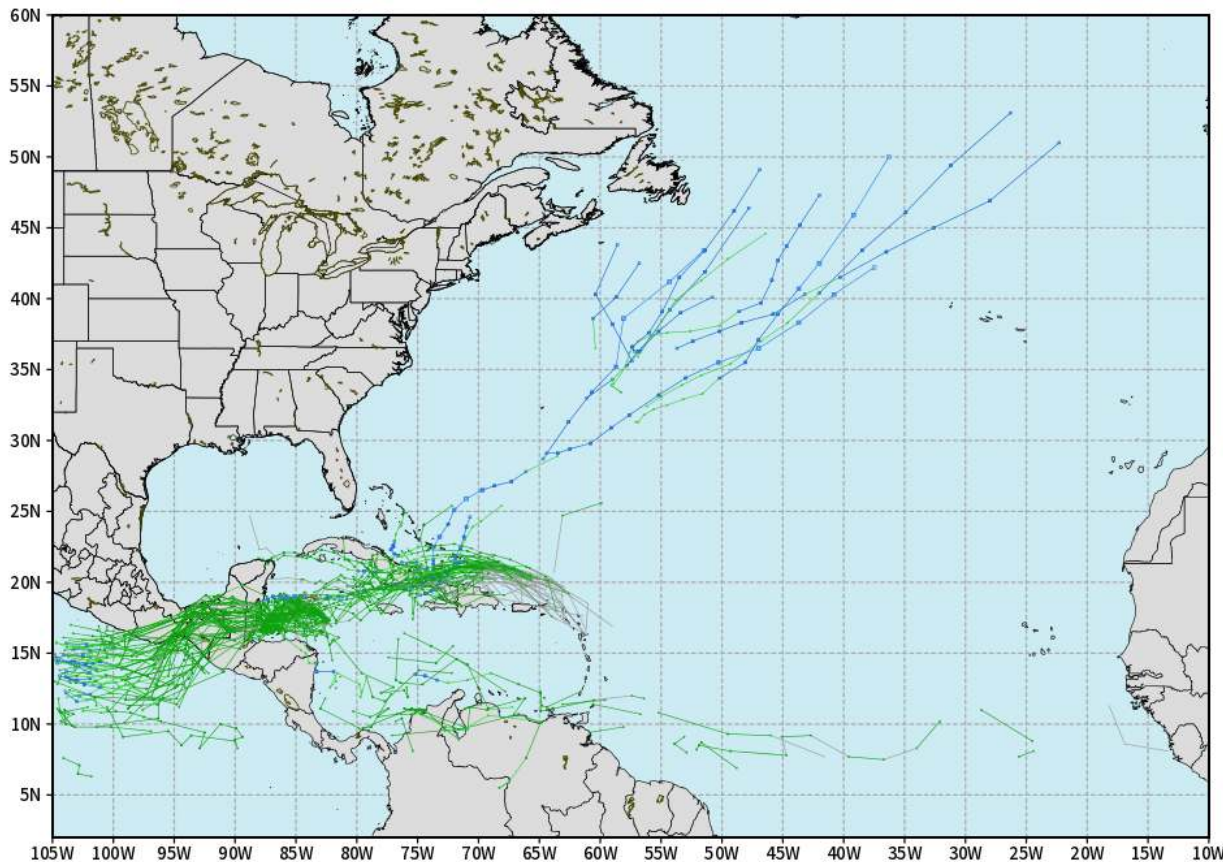
Wave heights will increase to 4' – 5' by 1PM SAT lasting through SUN 10PM before to decrease.

Houston Pilots Tropical Update

European Tropical Tracks - Next 10 Days

ECMWF ATLANTIC EPS Cyclone Locations --> Next [10-days]
INIT: 00Z18OCT2024 --> UNTIL 00Z28OCT2024

o-o ENSEMBLE MEAN
o-o 1000 - 1010 hPa
o-o 980 - 999 hPa
o-o 960 - 979 hPa
o-o 950 - 959 hPa
o-o < 950 hPa



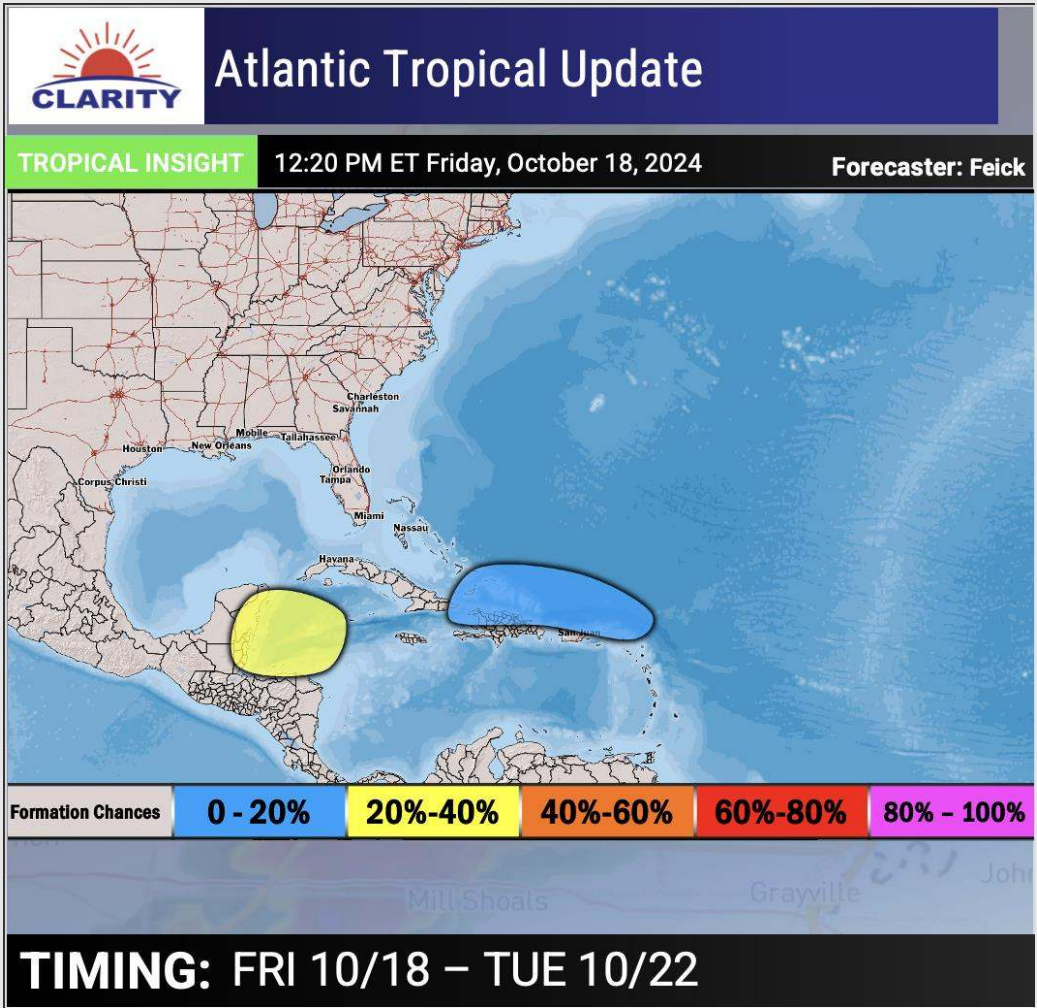
weathermodels.com

Industry Energy according to our TOS (if5580f520015E600)

We are tracking the potential for a tropical system to develop E of the Lesser Antilles later this week. In addition, there is a low-end threat in the Caribbean for additional development towards the weekend.

We continue to favor no threats for Houston over the next 7 days.

Houston Pilots Tropical Update



FORECAST NOTES:

- ✓ **Blue Area of Interest:** Low End Chance of Tropical Development Between 10/19 – 10/22.
- ✓ **Yellow Area of Interest:** Tropical development will be possible between 10/18 – 10/20.
- ✓ No Risk of Impacts favored for United States



Houston Pilots Visibility Chart (miles)



Forecast Confidence



Visibility	Fri 1 pm	Fri 2 pm	Fri 3 pm	Fri 4 pm	Fri 5 pm	Fri 6 pm	Fri 7 pm	Fri 8 pm	Fri 9 pm	Fri 10 pm	Fri 11 pm	Sat 12 am	Sat 1 am	Sat 2 am	Sat 3 am	Sat 4 am	Sat 5 am	Sat 6 am	Sat 7 am	Sat 8 am	Sat 9 am	Sat 10 am	Sat 11 am	Sat 12 pm
Houston Pilots N - 610 Bridge	10	10	10	10	10	10	10	10	10	10	10	10	10	10	10	10	10	10	10	10	10	10	10	10
Houston Pilots M - Kinder 1	10	10	10	10	10	10	10	10	10	10	10	10	10	10	10	10	10	10	10	10	10	10	10	10
Houston Pilots L - Greens Bayou	10	10	10	10	10	10	10	10	10	10	10	10	10	10	10	10	10	10	10	10	10	10	10	10
Houston Pilots K - Shell Crude	10	10	10	10	10	10	10	10	10	10	10	10	10	10	10	10	10	10	10	10	10	10	10	10
Houston Pilots J - Lynchburg Ferries	10	10	10	10	10	10	10	10	10	10	10	10	10	10	10	10	10	10	10	10	10	10	10	10
Houston Pilots I - Exxon 3	10	10	10	10	10	10	10	10	10	10	10	10	10	10	10	10	10	10	10	10	10	10	10	10
Houston Pilots H - Morgans Point	10	10	10	10	10	10	10	10	10	10	10	10	10	10	10	10	10	10	10	10	10	10	10	10
Houston Pilots G - 75/76	10	10	10	10	10	10	10	10	10	10	10	10	10	10	10	10	10	10	10	10	10	10	10	10
Houston Pilots F - 63/64	10	10	10	10	10	10	10	10	10	10	10	10	10	10	10	10	10	10	10	10	10	10	10	10
Houston Pilots E - 51/52	10	10	10	10	10	10	10	10	10	10	10	10	10	10	10	10	10	10	10	10	10	10	10	10
Houston Pilots D - 37/38	10	10	10	10	10	10	10	10	10	10	10	10	10	10	10	10	10	10	10	10	10	10	10	10
Houston Pilots C - 25/26	10	10	10	10	10	10	10	10	10	10	10	10	10	10	10	10	10	10	10	10	10	10	10	10
Houston Pilots B - 11/12	10	10	10	10	10	10	10	10	10	10	10	10	10	10	10	10	10	10	10	10	10	10	10	10
Houston Pilots A - 1 & 2 Bravo	10	10	10	10	10	10	10	10	10	10	10	10	10	10	10	10	10	10	10	10	10	10	10	10

NOTE: This is automated data that may/may not agree with the official BAM thinking that's found on the daily slides or special visibility report slides. This data should be used as a guide only

Houston Pilots Wind Chart



Sustained wind 10 Knots
 Gusts 15 Knots
 Wind from the SE

Example

10
 15
 ↙

Wind	Fri 1 pm	Fri 2 pm	Fri 3 pm	Fri 4 pm	Fri 5 pm	Fri 6 pm	Fri 7 pm	Fri 8 pm	Fri 9 pm	Fri 10 pm	Fri 11 pm	Sat 12 am	Sat 1 am	Sat 2 am	Sat 3 am	Sat 4 am	Sat 5 am	Sat 6 am	Sat 7 am	Sat 8 am	Sat 9 am	Sat 10 am	Sat 11 am	Sat 12 pm
Houston Pilots N - 610 Bridge	12 23 ←	12 23 ←	13 24 ←	13 24 ←	13 24 ←	13 23 ←	12 22 ←	10 20 ←	9 18 ←	9 18 ←	8 17 ←	8 17 ←	8 16 ←	8 17 ←	8 17 ←	8 17 ←	9 17 ←	9 17 ←	10 18 ←	10 18 ←	12 20 ←	12 21 ←	12 22 ←	12 22 ←
Houston Pilots M - Kinder 1	13 23 ←	13 23 ←	13 24 ←	13 24 ←	13 24 ←	13 23 ←	12 22 ←	10 20 ←	9 18 ←	9 18 ←	8 17 ←	8 17 ←	8 16 ←	8 17 ←	8 17 ←	8 17 ←	9 17 ←	9 18 ←	10 18 ←	10 18 ←	12 20 ←	12 21 ←	12 22 ←	12 22 ←
Houston Pilots L - Greens Bayou	13 22 ←	13 23 ←	13 24 ←	13 24 ←	13 23 ←	13 22 ←	12 21 ←	10 20 ←	9 18 ←	9 17 ←	8 17 ←	8 17 ←	8 16 ←	8 17 ←	8 17 ←	8 17 ←	9 17 ←	9 18 ←	10 18 ←	10 20 ←	10 21 ←	12 21 ←	12 22 ←	12 22 ←
Houston Pilots K - Shell Crude	13 23 ←	13 23 ←	13 24 ←	13 25 ←	13 23 ←	13 22 ←	12 21 ←	10 20 ←	10 18 ←	9 17 ←	8 17 ←	8 17 ←	8 17 ←	8 17 ←	8 17 ←	9 18 ←	9 18 ←	9 20 ←	10 20 ←	10 20 ←	12 22 ←	12 22 ←	12 22 ←	12 22 ←
Houston Pilots J - Lynchburg Ferries	13 22 ←	13 22 ←	13 23 ←	13 24 ←	13 22 ←	13 22 ←	12 20 ←	9 18 ←	9 17 ←	8 17 ←	8 17 ←	8 16 ←	8 16 ←	8 17 ←	8 17 ←	8 17 ←	8 17 ←	9 18 ←	9 20 ←	10 20 ←	10 21 ←	10 21 ←	10 22 ←	10 22 ←
Houston Pilots I - Exxon 3	15 23 ←	15 23 ←	16 23 ←	15 24 ←	15 23 ←	15 22 ←	15 22 ←	14 20 ←	14 20 ←	14 20 ←	14 18 ←	15 20 ←	15 20 ←	15 20 ←	15 21 ←	15 21 ←	15 21 ←	16 22 ←	16 22 ←	16 22 ←	16 23 ←	16 23 ←	16 23 ←	15 22 ←
Houston Pilots H - Morgans Point	15 23 ←	15 23 ←	16 24 ←	16 23 ←	15 23 ←	15 22 ←	15 22 ←	15 21 ←	15 21 ←	15 21 ←	15 20 ←	15 21 ←	15 21 ←	15 21 ←	15 21 ←	16 22 ←	16 22 ←	16 23 ←	16 23 ←	16 23 ←	16 24 ←	16 23 ←	16 23 ←	15 22 ←
Houston Pilots G - 75/76	17 25 ←	17 25 ←	17 26 ←	17 25 ←	17 25 ←	17 25 ←	17 24 ←	17 23 ←	17 23 ←	17 23 ←	17 23 ←	17 24 ←	17 24 ←	17 24 ←	18 25 ←	18 25 ←	18 25 ←	20 25 ←	20 26 ←	20 26 ←	20 26 ←	20 26 ←	20 26 ←	17 25 ←
Houston Pilots F - 63/64	17 25 ←	17 25 ←	17 26 ←	17 26 ←	17 26 ←	17 25 ←	17 25 ←	17 23 ←	17 24 ←	17 24 ←	17 24 ←	17 24 ←	17 24 ←	17 24 ←	18 25 ←	20 26 ←	20 26 ←	20 26 ←	20 26 ←	20 26 ←	20 26 ←	20 28 ←	20 26 ←	18 26 ←
Houston Pilots E - 51/52	17 26 ←	17 25 ←	18 26 ←	18 28 ←	18 26 ←	20 26 ←	18 25 ←	17 24 ←	17 25 ←	18 25 ←	17 25 ←	18 24 ←	18 24 ←	18 25 ←	20 26 ←	20 26 ←	20 26 ←	20 26 ←	20 26 ←	20 26 ←	20 28 ←	20 29 ←	20 29 ←	20 29 ←
Houston Pilots D - 37/38	17 26 ←	17 25 ←	17 26 ←	18 26 ←	18 26 ←	20 26 ←	18 26 ←	17 24 ←	18 25 ←	18 25 ←	17 25 ←	18 25 ←	18 24 ←	18 25 ←	18 26 ←	18 26 ←	18 26 ←	20 26 ←	20 26 ←	20 26 ←	20 26 ←	20 28 ←	20 29 ←	20 29 ←
Houston Pilots C - 25/26	17 26 ←	17 25 ←	17 26 ←	18 26 ←	18 26 ←	20 26 ←	18 25 ←	17 24 ←	17 25 ←	17 25 ←	17 25 ←	17 25 ←	17 25 ←	17 25 ←	18 26 ←	18 26 ←	18 26 ←	20 26 ←	20 28 ←	20 26 ←	20 26 ←	20 29 ←	20 29 ←	20 29 ←
Houston Pilots B - 11/12	16 25 ←	16 25 ←	17 26 ←	17 26 ←	17 25 ←	17 25 ←	16 25 ←	16 24 ←	16 25 ←	16 25 ←	16 25 ←	16 24 ←	16 24 ←	16 25 ←	16 26 ←	16 26 ←	16 26 ←	17 26 ←	17 26 ←	17 26 ←	17 26 ←	18 28 ←	18 29 ←	18 29 ←
Houston Pilots A - 1 & 2 Bravo	17 26 ←	17 26 ←	18 28 ←	18 28 ←	18 28 ←	18 28 ←	18 28 ←	17 26 ←	18 26 ←	20 26 ←	18 26 ←	20 28 ←	20 28 ←	20 26 ←	20 28 ←	20 28 ←	20 28 ←	21 29 ←	21 30 ←	21 29 ←	21 30 ←	22 31 ←	21 31 ←	21 32 ←

NOTE: This is automated data that may/may not agree with the official BAM thinking that's found on the daily slides. This data should be used as a guide only.

Houston Pilots: FRI. 10/18/2024



Forecast Discussion

Precip: Favoring dry conditions for the rest of the day today.

Wind: Winds will be generally out of the ESE throughout Friday.

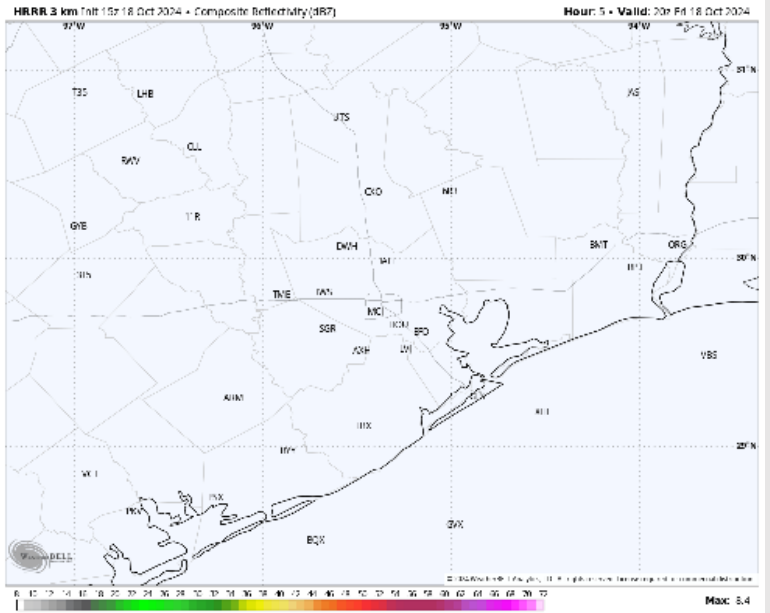
N of Morgan's Point: Winds will be sustained at 7 - 12 kts, decreasing to 5 - 10 kts after 8 PM.

S of Morgan's Point: Winds at 14 - 18 kts throughout the day today. **Gusts of 20 - 25 kts possible through the rest of the day S of Morgan's Point.**

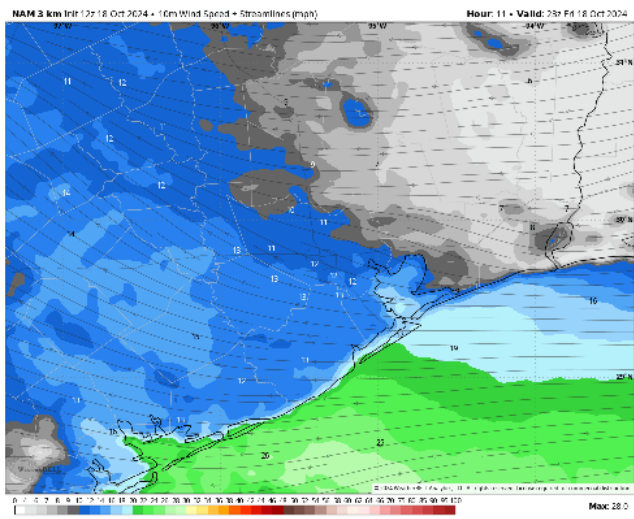
Low Temps: **N of Morgan's Point:** Mid to upper 60s F. **S of Morgan's Point:** Low 70s F

Visibility: Not fog concerns today.

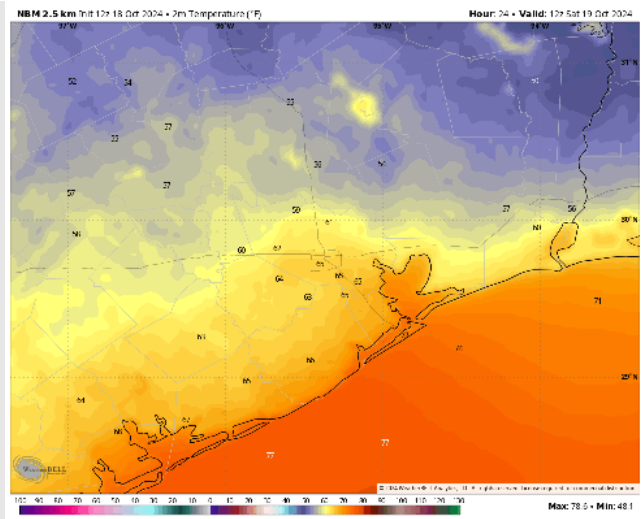
Precip Image: 3 PM CT



**Wind Speed:
6 PM CT**



**Low Temps
SAT AM**



Houston Pilots: SAT. 10/19/2024



Forecast Discussion

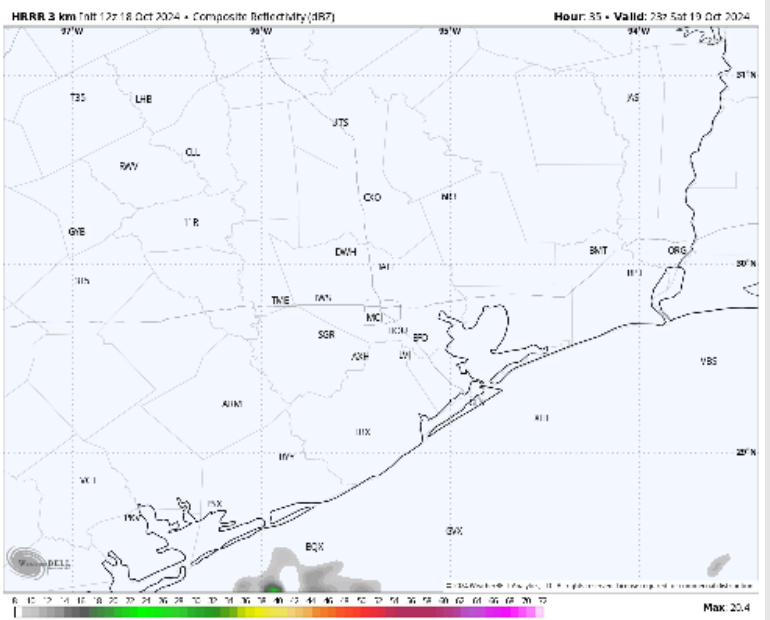
Precip: Favoring dry conditions throughout the day on Saturday.

Wind: Winds will be out of the ENE for all of Saturday. **N of Morgan's Point:** Winds will be at 8 – 14 kts through 8PM before decreasing to 4 – 9 kts for the evening. **S of Morgan's Point:** Winds will be at 15 – 20 kts for the entire day. **Gusts of 20-25 kts in play for stations S of Morgan's Point from 4AM through 5 PM.**

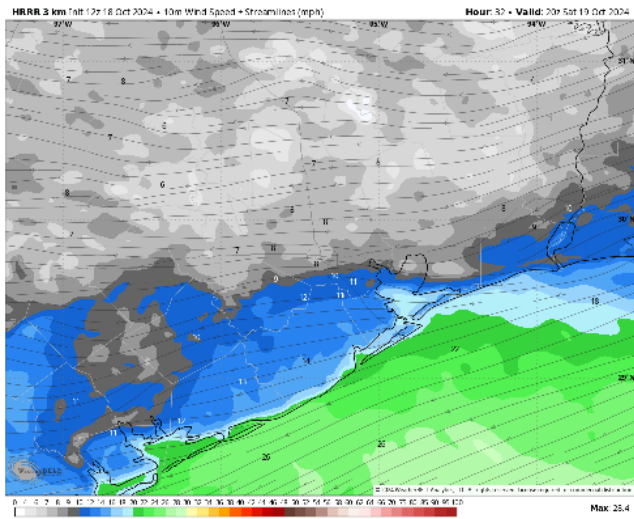
High Temps: **N of Morgan's Point:** Low 80s F. **S of Morgan's Point:** Upper 70s F.

Visibility: No visibility concerns for Saturday.

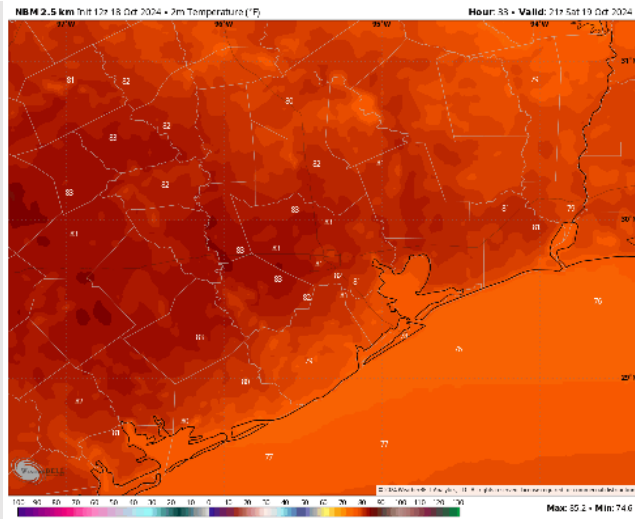
Precip Image: 6 PM CT



Wind Speed
3 PM CT



High Temps
Saturday



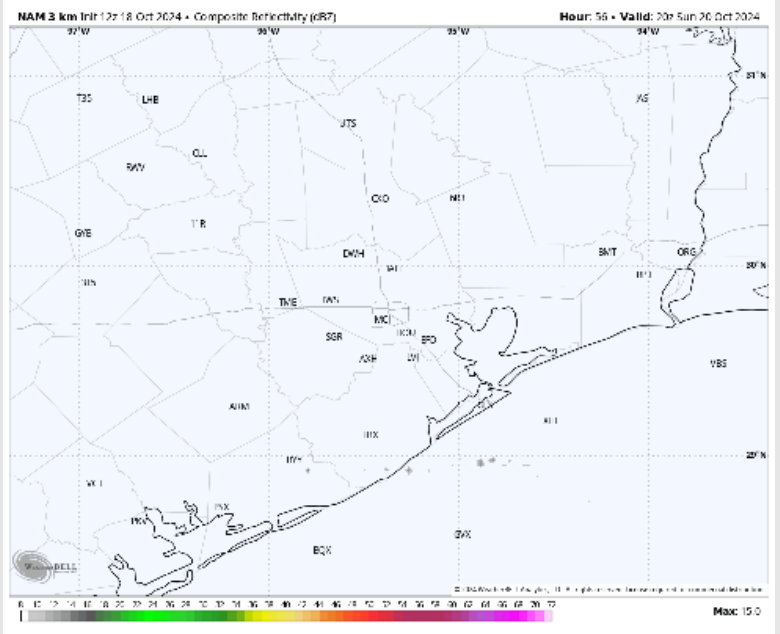
Houston Pilots: SUN. 10/20/2024



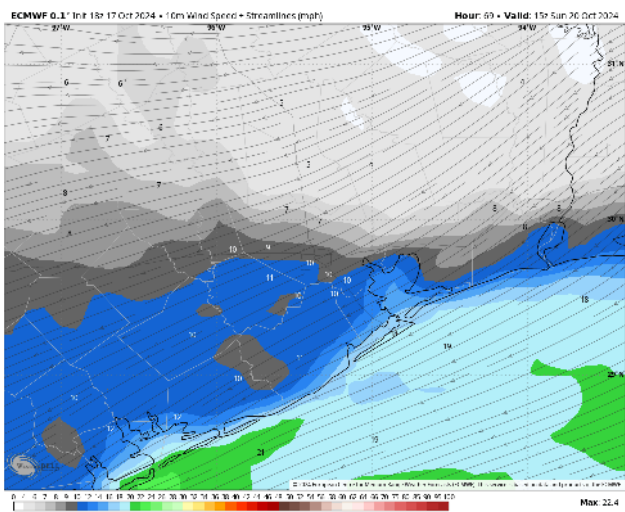
Forecast Discussion

- Precip:** Favoring dry conditions for Sunday.
- Wind:** Winds will be generally out of the ENE for the entire day. **N of Morgan's Point:** Winds will be at 5-10 kts throughout the day on Sunday. **S of Morgan's Point:** Winds will be at 11 - 18 kts through out the day. **Wind gusts up to 20 - 25 kts are possible for Stations S of Morgan's** will be possible throughout the day on Sunday.
- High Temps:** **N of Morgan's Point:** Low 80s F. **S of Morgan's Point:** Mid 70s F.
- Visibility:** Not favoring any fog concerns for Sunday.

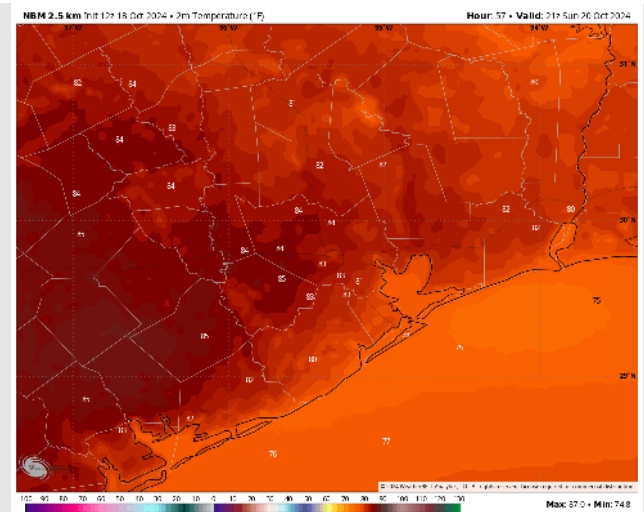
Precip Image: 3 PM CT



Wind Speed:
10 AM CT



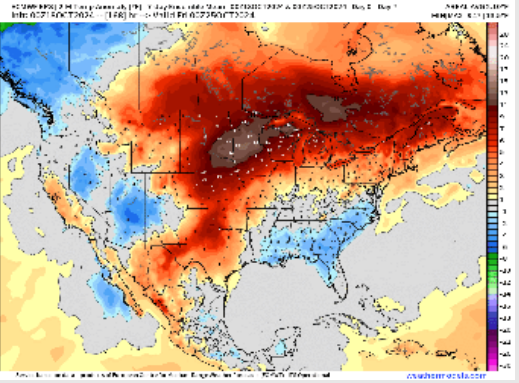
High Temps
Sunday



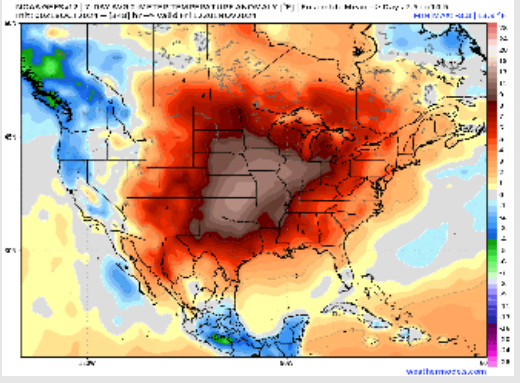
Houston Pilots: 10/18/24



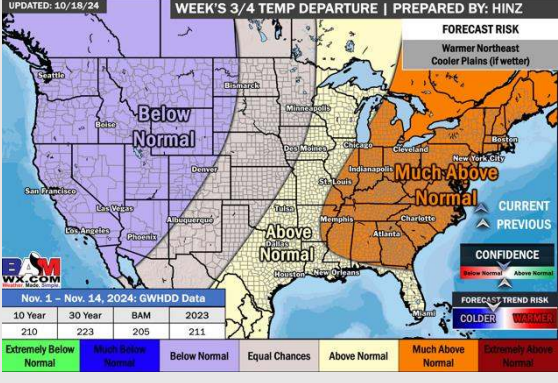
Next 7 Day Temperature Departure



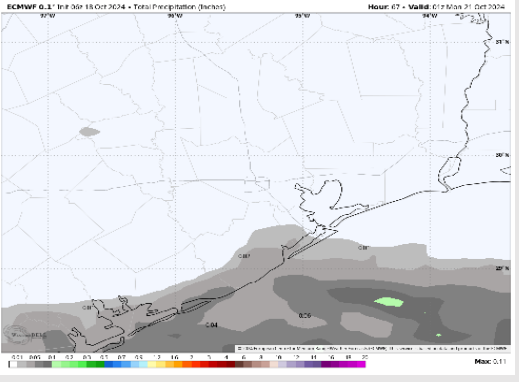
8-14 Day Temperature Departure



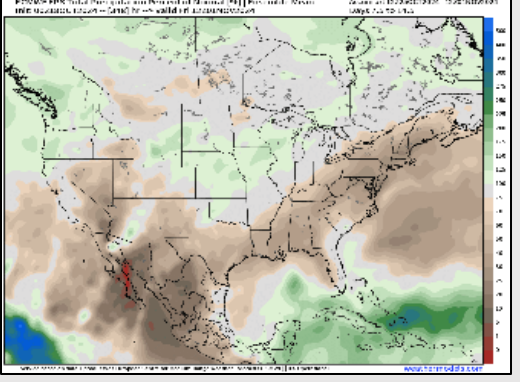
15-30 Day Temperature Departure



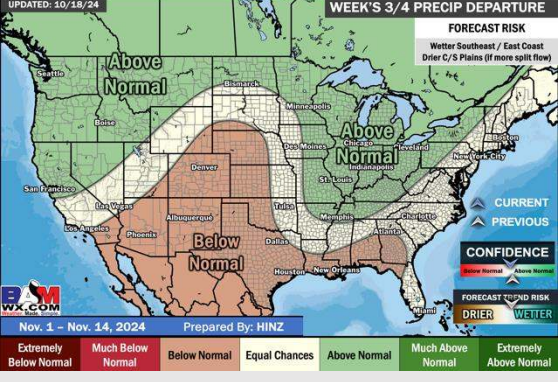
Next 7 Day Total Precipitation



8-14 Day % of Average Precip.



15-30 Day % of Average Precip.



- Temps are expected to be near normal for the week 1 timeframe. Favoring mostly dry conditions through the week 1 timeframe.
- Above normal temperatures are favored for week 2. Favoring precipitation to be below normal.
- Above normal temperatures and below normal precipitation chances are expected for the weeks 3/4 timeframe.