

# Houston Pilots Forecast Package



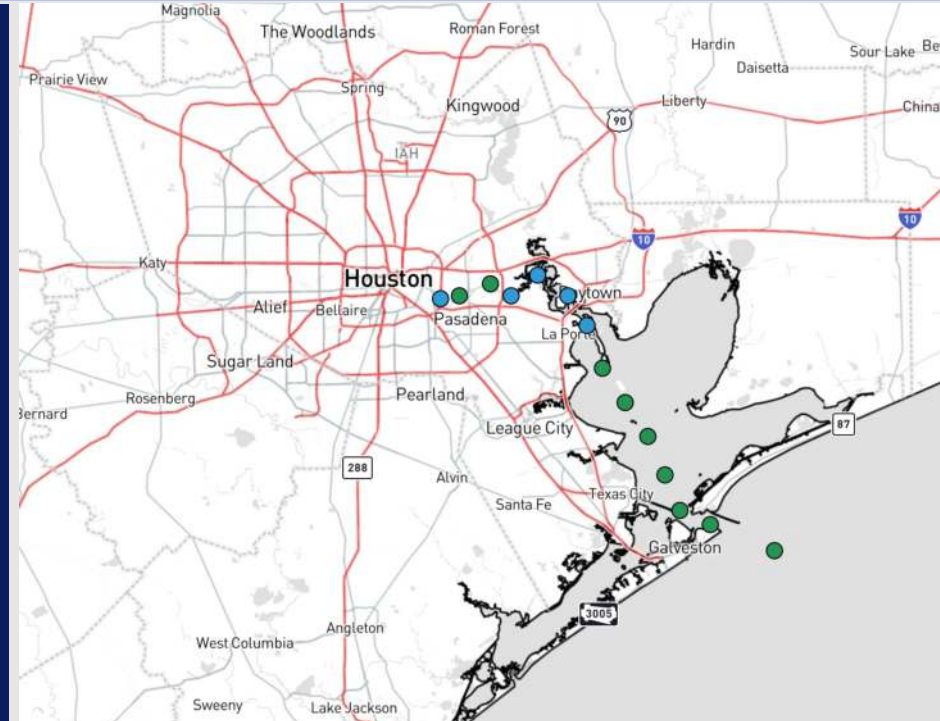
Updated: 12:40 PM CT

Monday, October 14, 2024

Forecaster: Hope Kleitsch

## Weather Headlines

- Dry conditions are favored through much of the week with isolated rain chances entering by late week.
- Winds generally calm today and tomorrow, with winds becoming gusty on Wednesday.
- No fog concerns over the next 72 hours.



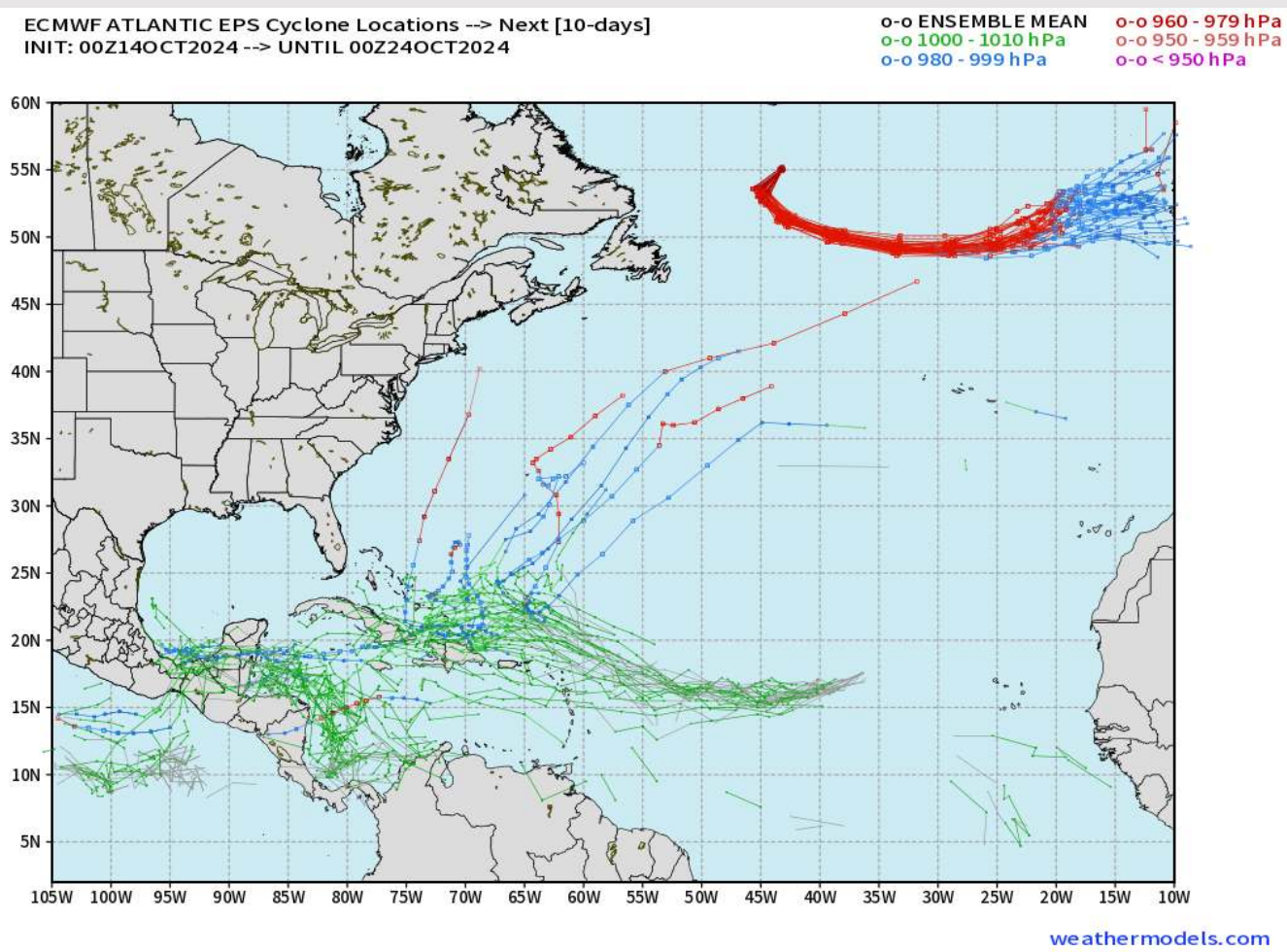
Current Radar: 12:35 PM CT



As always, please do not hesitate to reach out to us with any forecast questions via the chat option on Clarity or our on-call number, **(317)-560-8122** press **1** for forecast questions.

# Houston Pilots Tropical Update

## European Tropical Tracks - Next 10 Days



There is a low-end threat in the Caribbean for additional development towards the end of the week, but no **DIRECT** threats for Houston favored in next 7-10 days.

# Houston Pilots Visibility Chart (miles)



## Forecast Confidence



Visibility	Mon 2 pm	Mon 3 pm	Mon 4 pm	Mon 5 pm	Mon 6 pm	Mon 7 pm	Mon 8 pm	Mon 9 pm	Mon 10 pm	Mon 11 pm	Tue 12 am	Tue 1 am	Tue 2 am	Tue 3 am	Tue 4 am	Tue 5 am	Tue 6 am	Tue 7 am	Tue 8 am	Tue 9 am	Tue 10 am	Tue 11 am	Tue 12 pm	Tue 1 pm
Houston Pilots N - 610 Bridge	10	10	10	10	10	10	10	10	10	10	10	10	10	10	10	10	10	10	10	10	10	10	10	10
Houston Pilots M - Kinder 1	10	10	10	10	10	10	10	10	10	10	10	10	10	10	10	10	10	10	10	10	10	10	10	10
Houston Pilots L - Greens Bayou	10	10	10	10	10	10	10	10	10	10	10	10	10	10	10	10	10	10	10	10	10	10	10	10
Houston Pilots K - Shell Crude	10	10	10	10	10	10	10	10	10	10	10	10	10	10	10	10	10	10	10	10	10	10	10	10
Houston Pilots J - Lynchburg Ferries	10	10	10	10	10	10	10	10	10	10	10	10	10	10	10	10	10	10	10	10	10	10	10	10
Houston Pilots I - Exxon 3	10	10	10	10	10	10	10	10	10	10	10	10	10	10	10	10	10	10	10	10	10	10	10	10
Houston Pilots H - Morgans Point	10	10	10	10	10	10	10	10	10	10	10	10	10	10	10	10	10	10	10	10	10	10	10	10
Houston Pilots G - 75/76	10	10	10	10	10	10	10	10	10	10	10	10	10	10	10	10	10	10	10	10	7.9	10	10	10
Houston Pilots F - 63/64	10	10	10	10	10	10	10	10	10	10	10	10	10	10	10	10	10	10	10	10	7.9	10	10	10
Houston Pilots E - 51/52	10	10	10	10	10	10	10	10	10	10	10	10	10	10	10	10	10	10	10	10	10	10	10	10
Houston Pilots D - 37/38	10	10	10	10	10	10	10	10	10	10	10	10	10	10	10	10	10	10	10	10	10	10	10	10
Houston Pilots C - 25/26	10	10	10	10	10	10	10	10	10	10	10	10	10	10	10	10	10	10	10	10	10	10	10	10
Houston Pilots B - 11/12	10	10	10	10	10	10	10	10	10	10	10	10	10	10	10	10	10	10	10	10	10	10	10	10
Houston Pilots A - 1 & 2 Bravo	10	10	10	10	10	10	10	10	10	10	10	10	10	10	10	10	10	10	10	10	10	10	10	10

**NOTE: This is automated data that may/may not agree with the official BAM thinking that's found on the daily slides or special visibility report slides. This data should be used as a guide only**

# Houston Pilots Wind Chart



## Forecast Confidence



Sustained wind 10 Knots  
Gusts 15 Knots  
Wind from the SE

### Example

10  
15  
↖

Wind	Mon 2 pm	Mon 3 pm	Mon 4 pm	Mon 5 pm	Mon 6 pm	Mon 7 pm	Mon 8 pm	Mon 9 pm	Mon 10 pm	Mon 11 pm	Tue 12 am	Tue 1 am	Tue 2 am	Tue 3 am	Tue 4 am	Tue 5 am	Tue 6 am	Tue 7 am	Tue 8 am	Tue 9 am	Tue 10 am	Tue 11 am	Tue 12 pm	Tue 1 pm
Houston Pilots N - 610 Bridge	8 16 →	8 16 →	8 16 →	7 15 →	6 13 →	6 12 →	5 10 →	5 9 →	3 8 →	3 9 →	3 9 →	3 9 →	5 9 →	3 9 →	3 9 →	3 9 →	3 8 →	3 8 →	3 8 →	3 8 →	3 8 →	3 8 →	3 8 →	3 8 →
Houston Pilots M - Kinder 1	8 16 →	8 16 →	8 15 →	7 14 →	6 13 →	6 12 →	5 10 →	5 9 →	3 8 →	3 9 →	3 9 →	3 9 →	5 9 →	3 9 →	3 9 →	3 9 →	3 8 →	3 8 →	3 8 →	3 8 →	3 8 →	3 8 →	3 8 →	3 8 →
Houston Pilots L - Greens Bayou	8 15 →	8 15 →	8 15 →	7 14 →	6 13 →	6 12 →	5 10 →	3 9 →	3 9 →	3 9 →	3 9 →	3 9 →	3 9 →	3 9 →	3 9 →	3 9 →	3 8 →	3 8 →	3 8 →	3 8 →	3 8 →	3 8 →	3 8 →	3 8 →
Houston Pilots K - Shell Crude	8 15 →	8 15 →	7 15 →	7 14 →	6 13 →	6 10 →	5 10 →	3 9 →	3 9 →	3 9 →	3 9 →	3 9 →	3 9 →	3 9 →	3 9 →	3 9 →	3 8 →	3 8 →	3 8 →	3 8 →	3 8 →	3 8 →	3 8 →	3 8 →
Houston Pilots J - Lynchburg Ferries	8 15 →	7 15 →	7 14 →	6 13 →	6 13 →	6 10 →	5 10 →	3 9 →	3 8 →	3 9 →	3 9 →	3 9 →	3 9 →	3 8 →	3 8 →	3 8 →	3 8 →	3 8 →	3 8 →	3 7 →	3 8 →	3 8 →	3 8 →	3 8 →
Houston Pilots I - Exxon 3	10 16 →	9 15 →	9 15 →	8 14 →	8 13 →	8 13 →	8 12 →	7 10 →	7 10 →	8 12 →	8 12 →	8 12 →	8 12 →	8 12 →	8 12 →	8 12 →	7 10 →	7 10 →	6 10 →	6 9 →	6 9 →	6 9 →	6 9 →	6 9 →
Houston Pilots H - Morgans Point	9 15 →	9 15 →	8 15 →	8 14 →	8 13 →	8 13 →	8 12 →	8 12 →	7 12 →	8 12 →	8 12 →	8 12 →	8 12 →	8 12 →	8 12 →	8 12 →	7 12 →	7 10 →	7 10 →	6 10 →	6 9 →	6 9 →	6 9 →	6 9 →
Houston Pilots G - 75/76	9 15 →	8 15 →	8 15 →	8 14 →	8 14 →	8 14 →	8 14 →	8 13 →	8 13 →	8 14 →	9 14 →	9 14 →	9 14 →	9 14 →	9 14 →	9 14 →	9 14 →	8 14 →	8 13 →	8 13 →	8 12 →	7 12 →	6 10 →	6 9 →
Houston Pilots F - 63/64	8 15 →	8 15 →	8 14 →	8 13 →	8 14 →	8 14 →	8 14 →	9 13 →	9 14 →	9 14 →	9 14 →	9 14 →	9 14 →	9 14 →	10 14 →	10 15 →	9 15 →	9 14 →	9 14 →	8 13 →	8 13 →	7 12 →	6 10 →	6 9 →
Houston Pilots E - 51/52	8 15 →	8 15 →	8 14 →	8 14 →	8 14 →	9 15 →	10 15 →	10 15 →	10 15 →	10 15 →	10 15 →	10 15 →	10 15 →	10 15 →	10 15 →	10 15 →	10 15 →	9 15 →	9 15 →	8 14 →	8 13 →	8 13 →	6 12 →	6 10 →
Houston Pilots D - 37/38	8 15 →	8 15 →	8 15 →	8 14 →	9 15 →	10 16 →	10 16 →	10 16 →	10 16 →	10 16 →	10 16 →	10 16 →	10 16 →	10 16 →	10 16 →	10 16 →	10 16 →	10 16 →	9 15 →	8 14 →	8 14 →	8 13 →	7 12 →	6 10 →
Houston Pilots C - 25/26	9 15 →	9 15 →	8 15 →	8 14 →	9 15 →	10 16 →	10 16 →	10 16 →	10 16 →	10 16 →	10 16 →	10 16 →	10 16 →	10 16 →	10 16 →	10 16 →	10 16 →	10 16 →	9 15 →	9 15 →	8 14 →	8 13 →	7 13 →	6 12 →
Houston Pilots B - 11/12	9 15 →	9 15 →	9 15 →	9 15 →	10 16 →	10 16 →	10 16 →	10 17 →	10 17 →	9 16 →	9 16 →	9 16 →	9 16 →	9 16 →	9 16 →	9 16 →	9 16 →	9 16 →	9 15 →	8 15 →	8 15 →	8 14 →	8 13 →	7 12 →
Houston Pilots A - 1 & 2 Bravo	10 16 →	10 16 →	10 17 →	10 17 →	12 18 →	13 18 →	13 18 →	13 20 →	13 18 →	13 18 →	13 18 →	13 18 →	13 18 →	13 18 →	13 18 →	13 18 →	13 18 →	13 18 →	13 17 →	10 16 →	10 16 →	10 16 →	9 15 →	8 14 →

**NOTE:** This is automated data that may/may not agree with the official BAM thinking that's found on the daily slides. This data should be used as a guide only.



# Houston Pilots: TUE. 10/15/2024



## Forecast Discussion

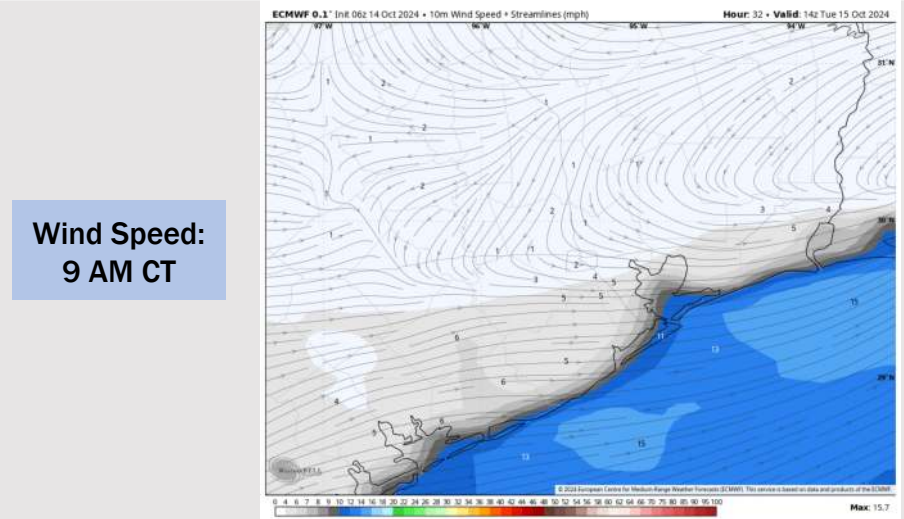
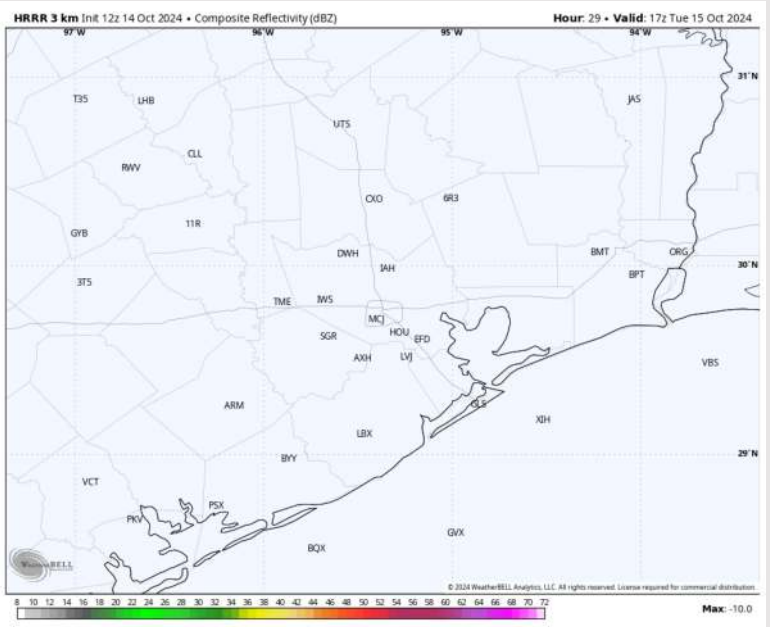
**Precip:** Favoring dry conditions for Tuesday.

**Wind:** Winds will be generally out of the W/SW throughout Tuesday. **N of Morgan's Point:** Winds will be sustained at 2 - 6 kts for the entire day. **S of Morgan's Point:** Winds will be at 10 - 15 kts near the Boarding Station from 12 AM - 5 AM, otherwise winds will be at 5 - 10 kts through Tuesday.

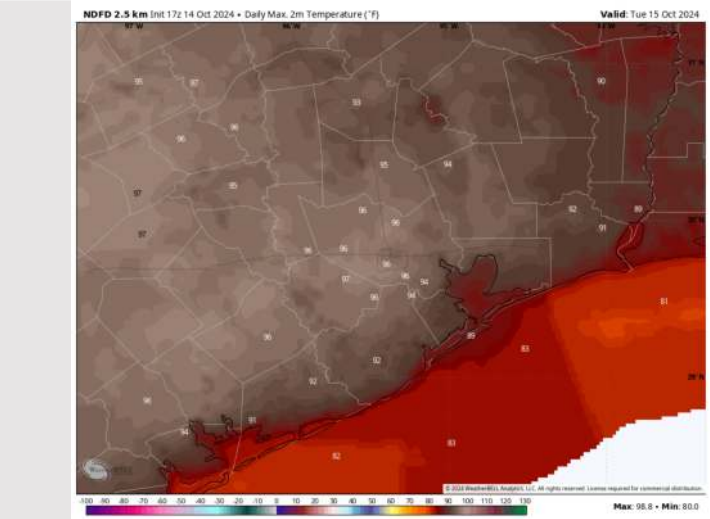
**High Temps:** **N of Morgan's Point:** Low to mid 90s F. **S of Morgan's Point:** Mid to upper 80s F

**Visibility:** Monitoring a low-end risk for patchy fog for N Houston Metro TUE AM. Not favoring impacts for Stations at this time.

## Precip Image: 12 PM CT



Wind Speed:  
9 AM CT



High Temps  
Tuesday

## Forecast Discussion

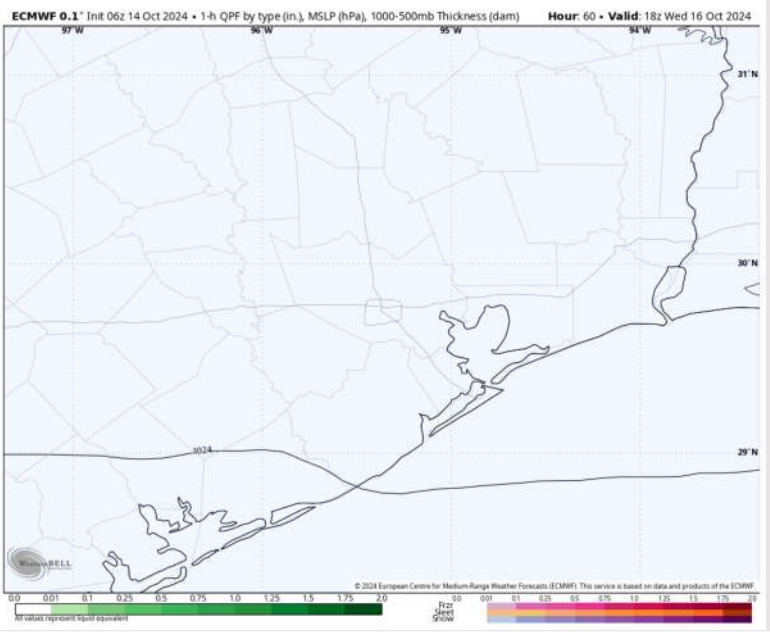
**Precip:** Favoring dry conditions for Wednesday.

**Wind:** Winds shift out of the E/NE shortly after midnight and remain there for the rest of the day. **N of Morgan's Point:** Winds will be at 11 – 16 kts, decreasing to 5 – 10 kts after 7 PM. **Gusts of 20-25 kts in play through 7PM.** **S of Morgan's Point:** Winds will be at 20 – 25 kts through 12 PM, decreasing to 15 – 20 kts after that time. **Gusts of 30-35 kts in play through 12 PM, decreasing to 20-25 kts after that time. Some gusts may reach 40 kts near the Boarding Station.**

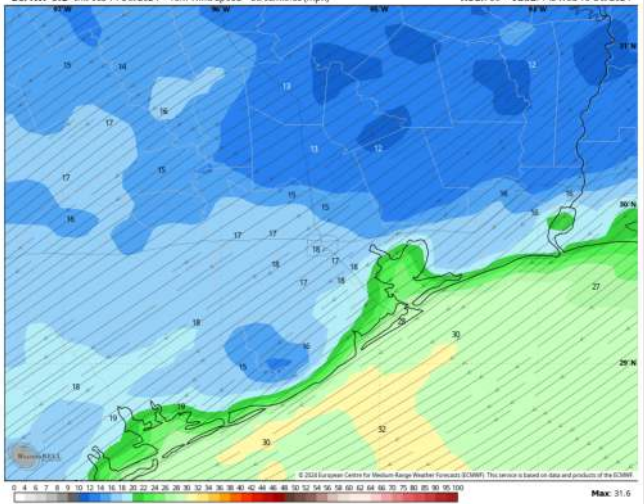
**High Temps:** **N of Morgan's Point:** Mid to upper 70s F. **S of Morgan's Point:** Lower to mid 70s F.

**Visibility:** No visibility concerns for Wednesday.

## Precip Image: 1 PM CT

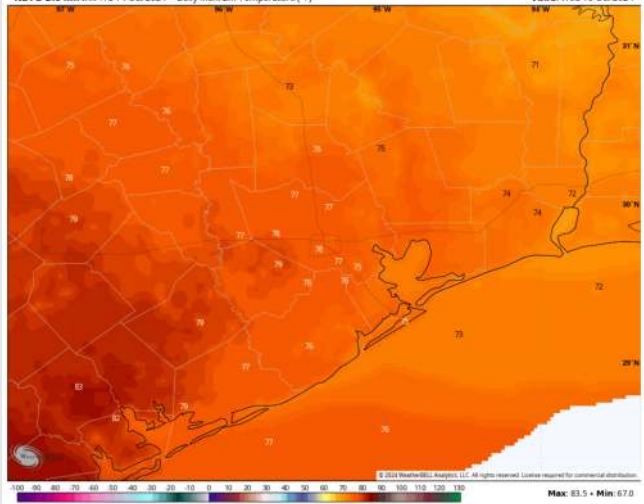


ECMWF 0.1° Init 06z 14 Oct 2024 • 10m Wind Speed • Streamlines (mph) Hour: 56 • Valid: 14z Wed 16 Oct 2024



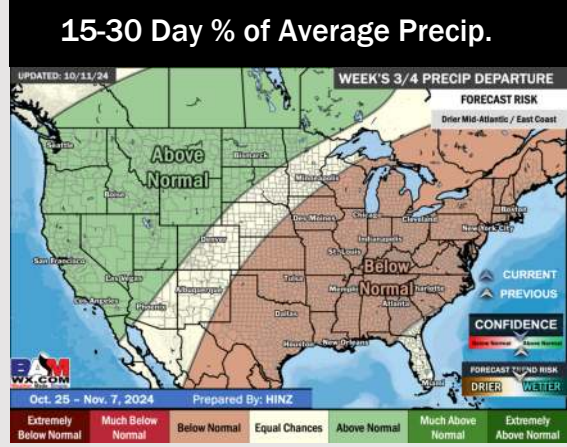
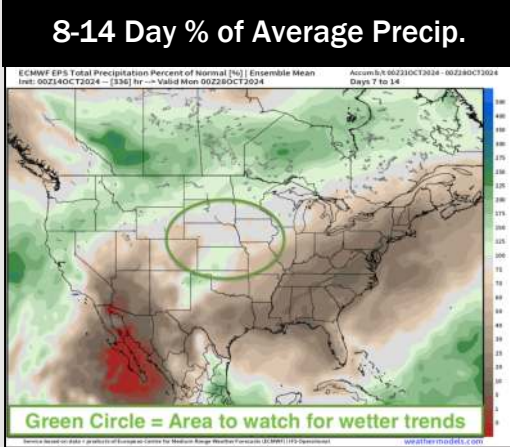
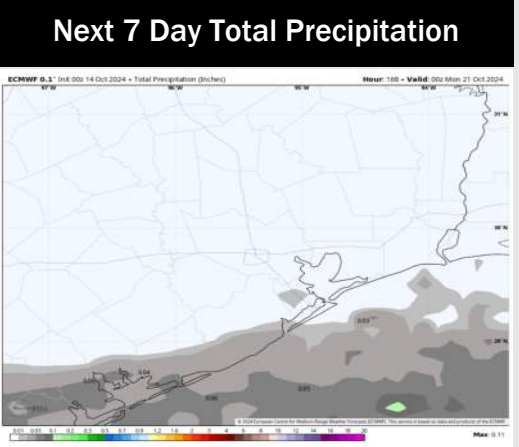
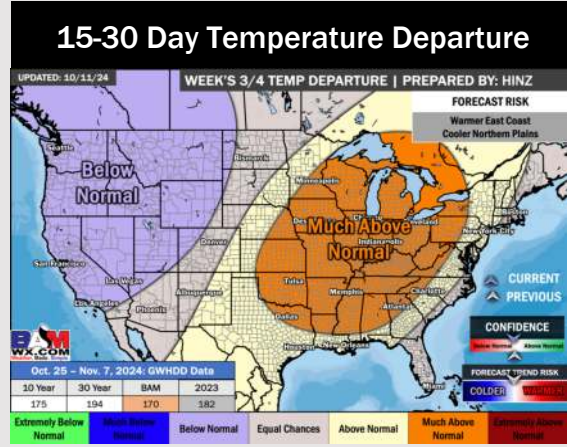
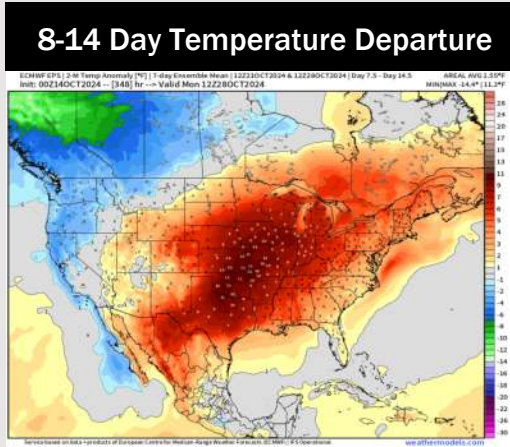
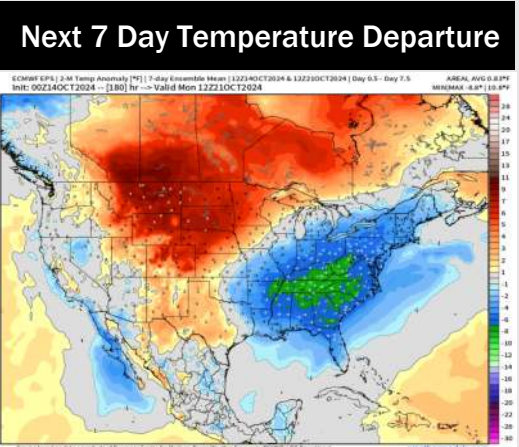
Wind Speed  
9 AM CT

NDFD 2.5 km Init 17z 14 Oct 2024 • Daily Max, 2m Temperature (°F) Valid: Wed 16 Oct 2024



High Temps  
Wednesday

# Houston Pilots: 10/14/24



- Temps are expected to be near normal for the week 1 timeframe. Favoring mostly dry conditions through the week 1 timeframe.
- Above normal temperatures are favored for week 2. Favoring precipitation to be below normal.
- Above normal temperatures and below normal precipitation chances are expected for the weeks 3/4 timeframe.