

Houston Pilots Forecast Package



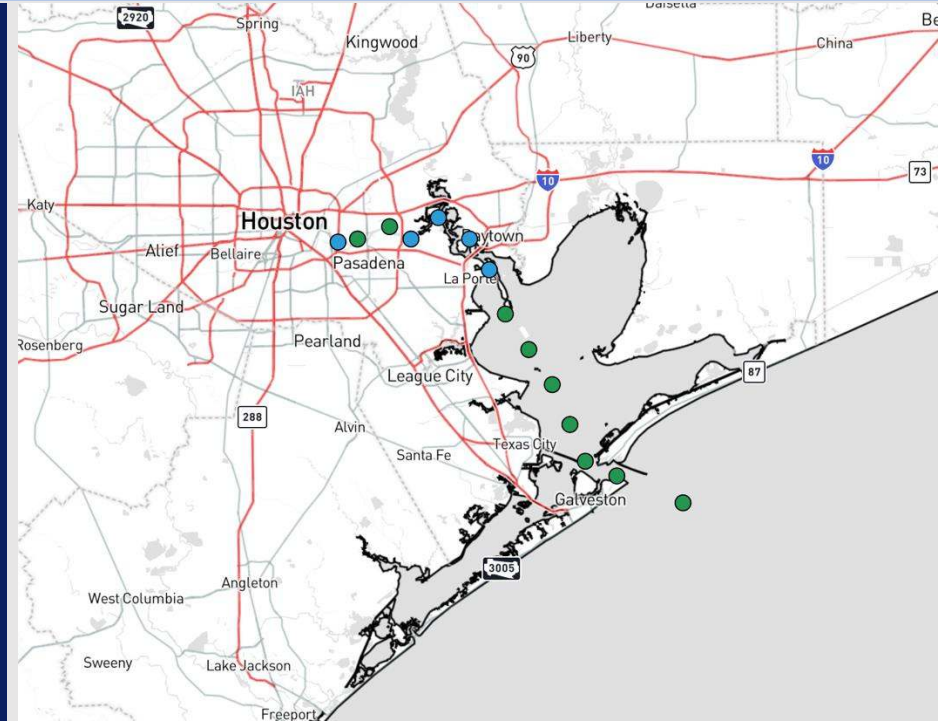
Updated: 1:00 PM CT

Saturday, October 12, 2024

Forecaster: Jonathan Kipper

Weather Headlines

- Dry conditions are favored through early next week.
- Gusts not favored to exceed 20kts for any stations over the next 72 hours.
- **Fog is possible for locations N of Morgan's Point SUN AM.**



Current Radar: 12:50 PM CT



As always, please do not hesitate to reach out to us with any forecast questions via the chat option on Clarity or our on-call number, **(317)-560-8122** press 1 for forecast questions.

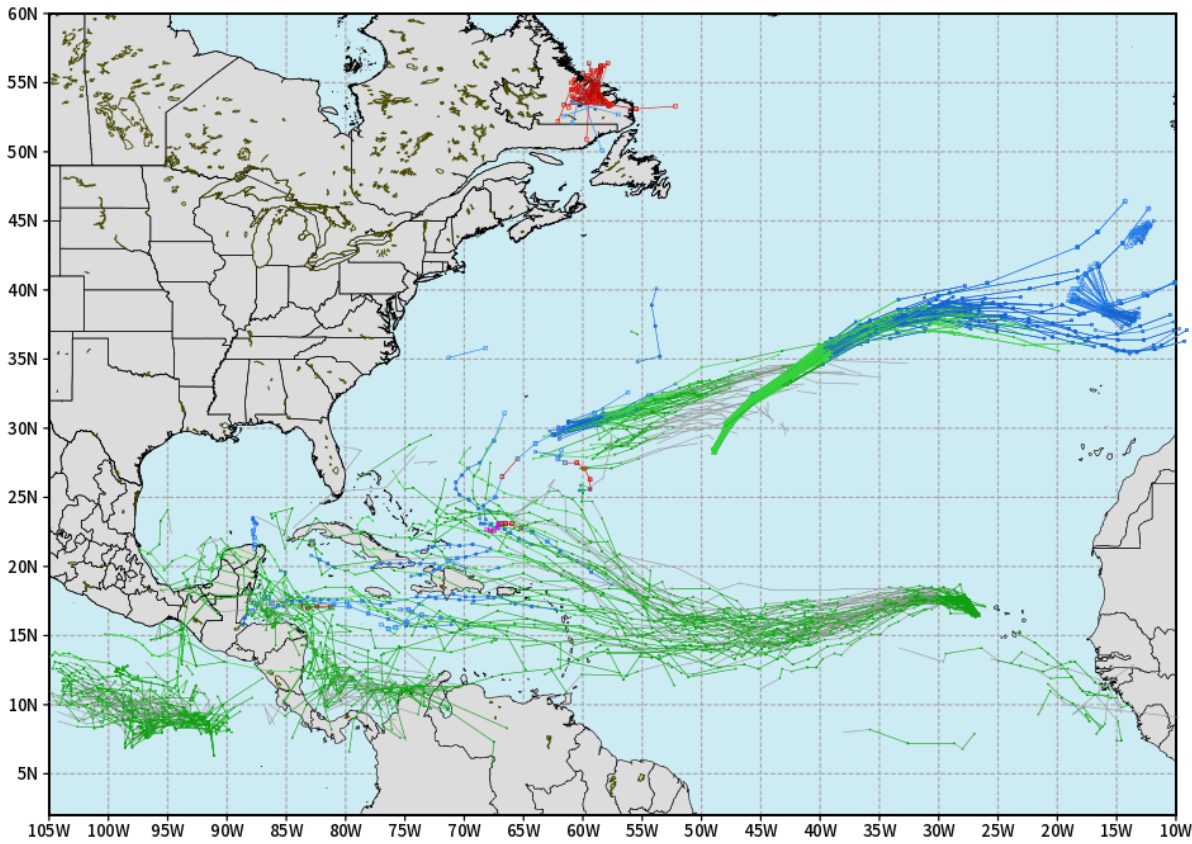
Houston Pilots Tropical Update



European Tropical Tracks - Next 10 Days

ECMWF ATLANTIC EPS Cyclone Locations --> Next [10-days]
INIT: 00Z12OCT2024 --> UNTIL 00Z22OCT2024

- o-o ENSEMBLE MEAN
- o-o 1000 - 1010 hPa
- o-o 980 - 999 hPa
- o-o 960 - 979 hPa
- o-o 950 - 959 hPa
- o-o < 950 hPa



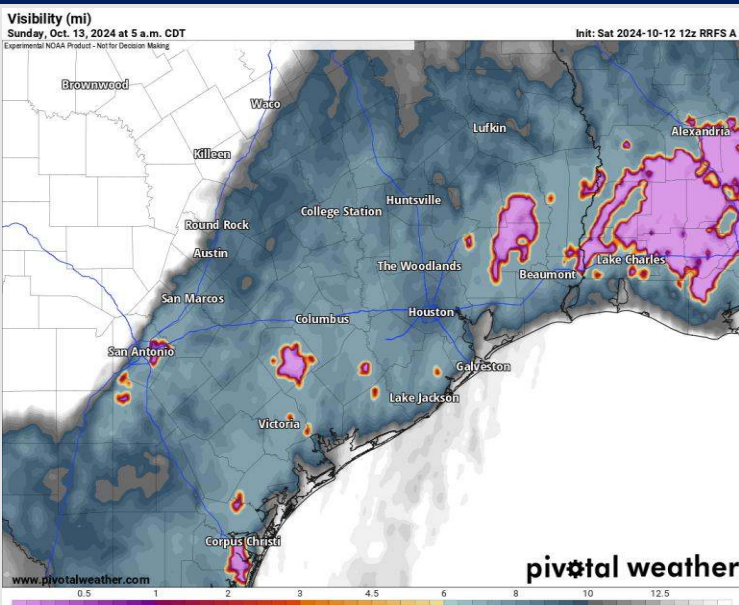
weathermodels.com

There is a low-end threat in the Caribbean for additional development towards the end of next week, but no **DIRECT** threats for Houston favored in next 7-10 days.

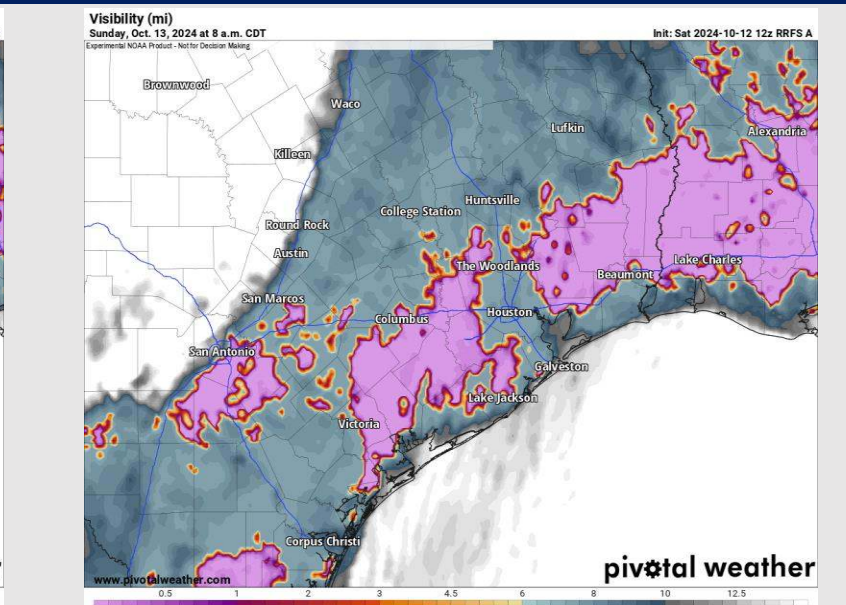
Houston Pilots Visibility Report




5 AM CDT SUN VISIBILITY



8 AM CDT SUN VISIBILITY



Confidence



- Watching for a patchy fog risk Sunday morning between 4 AM – 8 AM. Best timeframe likely between 6 - 8 AM
- Visibility within this timeframe could drop to 2 – 4 miles. Cannot rule out a few scattered instances of visibility dropping to 2 miles.
- Favoring this to be a risk ONLY for stations N of Morgan's Point.

TIMEFRAME DISCUSSED	THREAT
4 AM – 8 AM SUN	Low

Houston Pilots Visibility Chart (miles)



Forecast Confidence



Visibility	Sat 2 pm	Sat 3 pm	Sat 4 pm	Sat 5 pm	Sat 6 pm	Sat 7 pm	Sat 8 pm	Sat 9 pm	Sat 10 pm	Sat 11 pm	Sun 12 am	Sun 1 am	Sun 2 am	Sun 3 am	Sun 4 am	Sun 5 am	Sun 6 am	Sun 7 am	Sun 8 am	Sun 9 am	Sun 10 am	Sun 11 am	Sun 12 pm	Sun 1 pm
Houston Pilots N - 610 Bridge	10	10	10	10	10	10	10	10	10	10	10	10	10	10	10	10	10	10	10	10	10	10	10	10
Houston Pilots M - Kinder 1	10	10	10	10	10	10	10	10	10	10	10	10	10	10	10	10	10	10	10	10	10	10	10	10
Houston Pilots L - Greens Bayou	10	10	10	10	10	10	10	10	10	10	10	10	10	10	10	10	10	10	10	10	10	10	10	10
Houston Pilots K - Shell Crude	10	10	10	10	10	10	10	10	10	10	10	10	10	10	10	10	10	10	10	10	10	10	10	10
Houston Pilots J - Lynchburg Ferries	10	10	10	10	10	10	10	10	10	10	10	10	10	10	10	10	10	10	10	10	10	10	10	10
Houston Pilots I - Exxon 3	10	10	10	10	10	10	10	10	10	10	10	10	10	10	10	10	10	10	10	10	10	10	10	10
Houston Pilots H - Morgans Point	10	10	10	10	10	10	10	10	10	10	10	10	10	10	10	10	10	10	10	10	10	10	10	10
Houston Pilots G - 75/76	10	10	10	10	10	10	10	10	10	10	10	10	10	10	10	10	10	10	10	10	10	10	10	10
Houston Pilots F - 63/64	10	10	10	10	10	10	10	10	10	10	10	10	10	10	10	10	10	10	10	10	10	10	10	10
Houston Pilots E - 51/52	10	10	10	10	10	10	10	10	10	10	10	10	10	10	10	10	10	10	10	10	10	10	10	10
Houston Pilots D - 37/38	10	10	10	10	10	10	10	10	10	10	10	10	10	10	10	10	10	10	10	10	10	10	10	10
Houston Pilots C - 25/26	10	10	10	10	10	10	10	10	10	10	10	10	10	10	10	10	10	10	10	10	10	10	10	10
Houston Pilots B - 11/12	10	10	10	10	10	10	10	10	10	10	10	10	10	10	10	10	10	10	10	10	10	10	10	10
Houston Pilots A - 1 & 2 Bravo	10	10	10	10	10	10	10	10	10	10	10	10	10	10	10	10	10	10	10	10	10	10	10	10

NOTE: This is automated data that may/may not agree with the official BAM thinking that's found on the daily slides or special visibility report slides. This data should be used as a guide only

Houston Pilots Wind Chart



Forecast Confidence



Sustained wind 10 Knots
Gusts 15 Knots
Wind from the SE

Example
10
15
↙

Wind	Sat 2 pm	Sat 3 pm	Sat 4 pm	Sat 5 pm	Sat 6 pm	Sat 7 pm	Sat 8 pm	Sat 9 pm	Sat 10 pm	Sat 11 pm	Sun 12 am	Sun 1 am	Sun 2 am	Sun 3 am	Sun 4 am	Sun 5 am	Sun 6 am	Sun 7 am	Sun 8 am	Sun 9 am	Sun 10 am	Sun 11 am	Sun 12 pm	Sun 1 pm	
Houston Pilots N - 610 Bridge	3 9 ↗	5 9 ↗	6 10 ↑	6 13 ↑	7 15 ↘	8 16 ↘	8 17 ↘	8 16 ↘	8 16 ↑	8 15 ↑	7 15 ↑	7 15 ↑	6 14 ↑	6 13 ↑	6 13 ↑	6 12 ↑	5 10 ↑	5 9 ↑	3 9 ↑	5 9 ↑	5 10 ↑	6 12 ↑	6 13 ↑	6 13 ↑	
Houston Pilots M - Kinder 1	3 9 ↗	5 9 ↗	6 10 ↑	6 13 ↑	7 15 ↘	8 16 ↘	8 17 ↘	8 16 ↘	8 16 ↑	8 15 ↑	7 15 ↑	7 15 ↑	6 14 ↑	6 13 ↑	6 13 ↑	6 12 ↑	5 10 ↑	3 9 ↑	3 9 ↑	5 9 ↑	5 10 ↑	6 12 ↑	6 13 ↑	6 13 ↑	
Houston Pilots L - Greens Bayou	3 9 ↗	6 10 ↑	6 12 ↑	7 13 ↘	8 15 ↘	8 16 ↘	8 17 ↘	8 16 ↑	8 15 ↑	7 15 ↑	7 15 ↑	6 14 ↑	6 14 ↑	6 13 ↑	6 12 ↑	5 12 ↑	5 10 ↑	3 9 ↑	3 9 ↑	5 9 ↑	5 10 ↑	6 12 ↑	6 13 ↑	6 13 ↑	
Houston Pilots K - Shell Crude	5 9 ↗	6 10 ↑	6 12 ↑	7 14 ↘	8 15 ↘	8 16 ↘	8 17 ↘	8 16 ↑	8 15 ↑	7 15 ↑	7 15 ↑	6 14 ↑	6 14 ↑	6 13 ↑	6 12 ↑	5 12 ↑	5 10 ↑	3 9 ↑	3 8 ↑	3 9 ↑	5 10 ↑	6 12 ↑	6 12 ↑	6 13 ↑	
Houston Pilots J - Lynchburg Ferries	3 9 ↗	6 10 ↑	6 12 ↑	7 14 ↘	8 15 ↘	8 16 ↘	8 17 ↘	8 16 ↑	7 15 ↑	7 15 ↑	6 15 ↑	6 14 ↑	6 13 ↑	5 12 ↑	5 12 ↑	5 10 ↑	3 9 ↑	3 9 ↑	3 8 ↑	3 9 ↑	5 10 ↑	6 12 ↑	6 13 ↑	6 13 ↑	
Houston Pilots I - Exxon 3	6 10 ↑	8 13 ↑	9 14 ↑	10 16 ↘	10 16 ↘	12 17 ↘	13 17 ↑	13 17 ↑	12 16 ↑	12 16 ↑	10 15 ↑	10 15 ↑	10 15 ↑	10 15 ↑	9 14 ↑	8 13 ↑	8 13 ↑	7 12 ↑	7 10 ↑	7 10 ↑	7 12 ↑	8 13 ↑	8 13 ↑	8 14 ↑	
Houston Pilots H - Morgans Point	6 9 ↘	8 13 ↑	9 14 ↑	10 16 ↘	10 16 ↘	12 17 ↑	12 17 ↑	12 16 ↑	12 16 ↑	12 15 ↑	10 15 ↑	10 15 ↑	10 15 ↑	9 14 ↑	9 14 ↑	8 13 ↑	8 12 ↑	7 12 ↑	7 10 ↑	7 10 ↑	7 12 ↑	7 13 ↑	7 13 ↑	8 13 ↑	
Houston Pilots G - 75/76	6 9 ↘	7 12 ↑	8 14 ↑	10 16 ↘	12 16 ↘	13 17 ↑	13 17 ↑	13 17 ↑	13 17 ↑	13 17 ↑	13 16 ↑	12 16 ↑	12 16 ↑	12 15 ↑	10 14 ↑	10 14 ↑	9 13 ↑	9 13 ↑	8 13 ↑	8 13 ↑	8 13 ↑	8 14 ↑	8 13 ↑	8 14 ↑	
Houston Pilots F - 63/64	5 9 ↘	6 12 ↑	8 13 ↑	10 15 ↘	10 16 ↘	12 17 ↑	12 17 ↑	12 17 ↑	13 17 ↑	13 17 ↑	12 16 ↑	12 16 ↑	12 16 ↑	12 15 ↑	10 14 ↑	10 14 ↑	9 13 ↑	9 13 ↑	8 13 ↑	8 13 ↑	8 13 ↑	8 13 ↑	8 13 ↑	7 13 ↑	
Houston Pilots E - 51/52	5 9 ↘	6 10 ↑	7 12 ↑	9 15 ↘	10 15 ↘	10 16 ↑	10 16 ↑	12 16 ↑	12 16 ↑	12 16 ↑	12 16 ↑	12 16 ↑	12 16 ↑	10 15 ↑	10 15 ↑	10 15 ↑	10 15 ↑	9 14 ↑	8 14 ↑	8 13 ↑	8 13 ↑	8 13 ↑	8 13 ↑	8 13 ↑	
Houston Pilots D - 37/38	5 9 ↘	6 10 ↑	7 12 ↑	8 14 ↘	9 15 ↘	10 16 ↑	10 16 ↑	10 16 ↑	12 16 ↑	12 16 ↑	12 16 ↑	12 16 ↑	10 15 ↑	10 15 ↑	10 15 ↑	10 15 ↑	10 15 ↑	9 14 ↑	9 14 ↑	8 14 ↑	8 14 ↑	8 14 ↑	8 14 ↑	8 14 ↑	
Houston Pilots C - 25/26	5 8 ↘	6 9 ↘	6 10 ↑	8 13 ↑	8 15 ↑	8 15 ↑	8 16 ↑	9 15 ↑	9 15 ↑	9 15 ↑	9 15 ↑	9 15 ↑	9 15 ↑	9 15 ↑	9 15 ↑	9 15 ↑	9 15 ↑	8 14 ↑	8 14 ↑	8 14 ↑	8 14 ↑	8 14 ↑	8 14 ↑	8 14 ↑	
Houston Pilots B - 11/12	5 8 ↘	6 9 ↘	6 10 ↑	8 13 ↑	8 14 ↑	8 14 ↑	8 15 ↑	9 15 ↑	9 15 ↑	9 15 ↑	9 15 ↑	9 15 ↑	9 15 ↑	9 15 ↑	9 15 ↑	9 15 ↑	9 15 ↑	8 14 ↑	8 14 ↑	8 14 ↑	8 14 ↑	8 14 ↑	8 14 ↑	8 15 ↑	
Houston Pilots A - 1 & 2 Bravo	3 8 ↘	5 8 ↘	6 9 ↘	7 12 ↑	8 13 ↑	8 14 ↑	9 15 ↑	10 15 ↑	10 15 ↑	10 16 ↑	12 16 ↑	12 16 ↑	12 16 ↑	12 16 ↑	12 16 ↑	12 17 ↑	12 16 ↑	10 16 ↑	10 15 ↑	10 15 ↑	10 15 ↑	10 15 ↑	10 15 ↑	9 15 ↑	9 15 ↑

NOTE: This is automated data that may/may not agree with the official BAM thinking that's found on the daily slides. This data should be used as a guide only.

Houston Pilots: SAT. 10/12/2024



Forecast Discussion

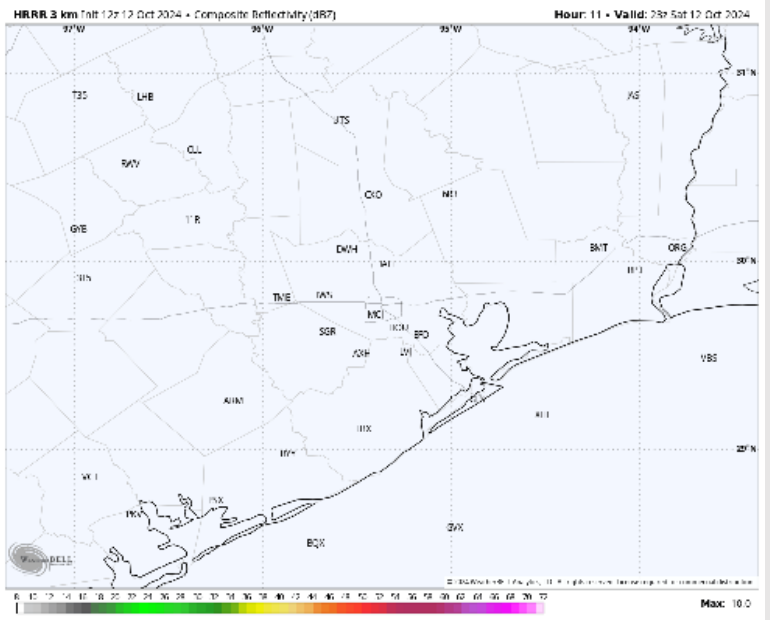
Precip: Favoring dry conditions for the rest of the day.

Wind: Winds will be variable through 4 PM before winds are expected to shift out of the S/SE. **N of Morgan's Point:** Winds will be sustained at 3 - 7 kts for the entire day. **S of Morgan's Point:** Winds will be at 2 - 7 kts through 4 PM. After 4 PM, winds will increase to 8 - 13 kts through the rest of the night.

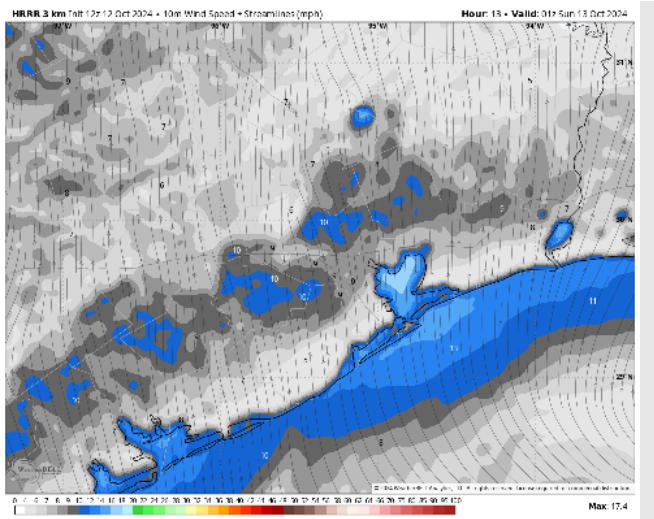
Low Temps: **N of Morgan's Point:** Near 70 F. **S of Morgan's Point:** Mid 70s F

Visibility: No fog concerns the rest of the day.

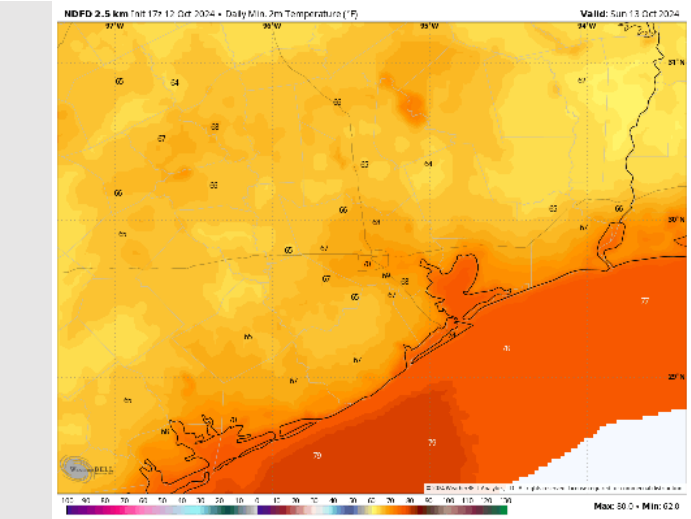
Precip Image: 7 PM CT



Wind Speed: 8 PM CT



Wind Speed:
8 PM CT



Low Temps
SUN AM

Houston Pilots: SUN. 10/13/2024



Forecast Discussion

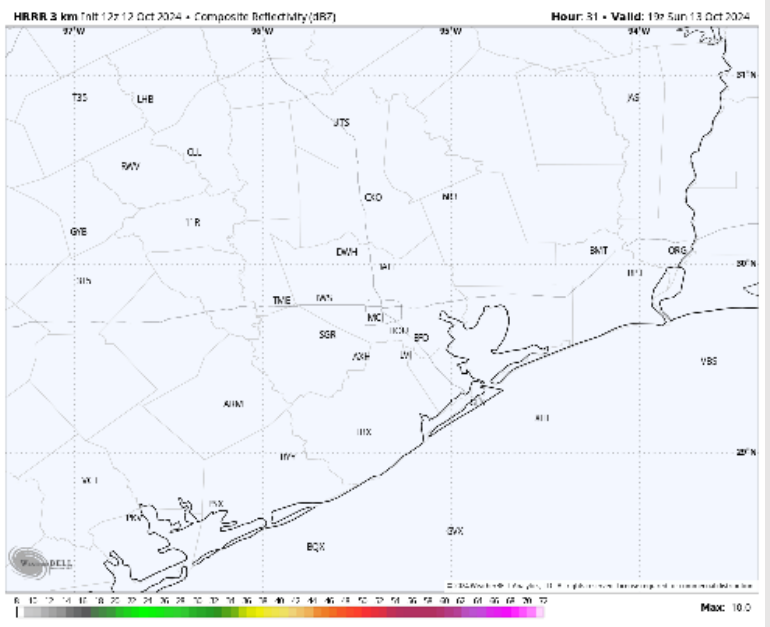
Precip: Favoring dry conditions for Sunday.

Wind: Winds will out of the S/SW throughout the day. **N of Morgan's Point:** Winds will be at 4 – 9 kts throughout the day Sunday. **S of Morgan's Point:** Winds will be at 8 - 13 kts through 7 PM before increasing to 11 – 16 kts.

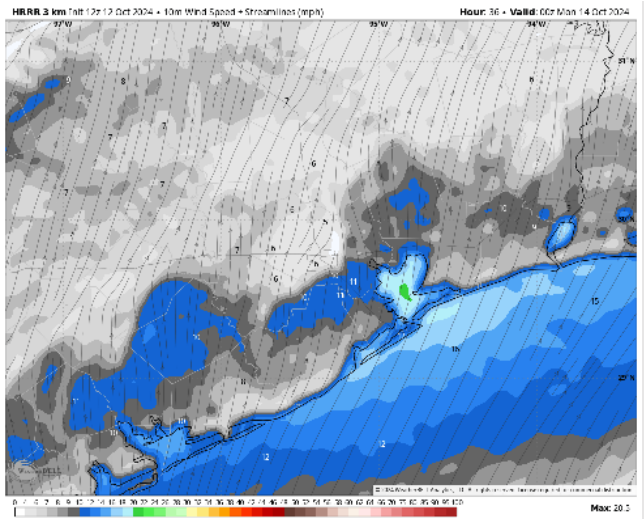
High Temps: **N of Morgan's Point:** Low 90s F. **S of Morgan's Point:** Mid 80s F.

Visibility: Patchy fog will be possible N of Morgan's Point **SUN AM.** More details in above visibility slide!

Precip Image: 2 PM CT

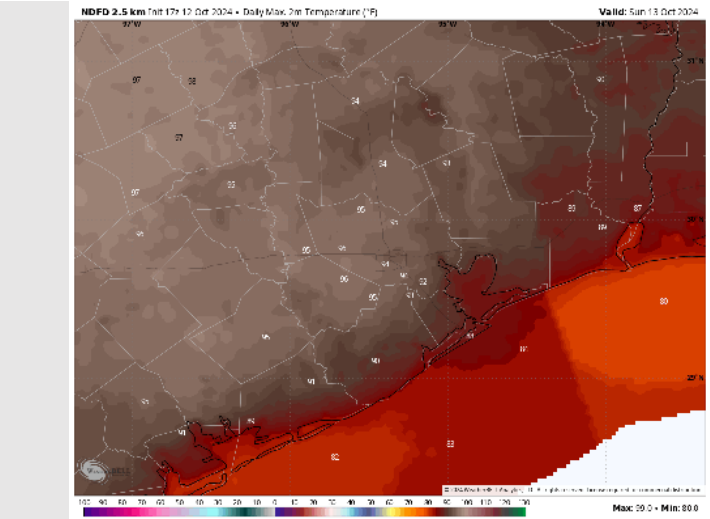


Wind Speed



Wind Speed
7 PM CT

High Temps



High Temps
Sunday

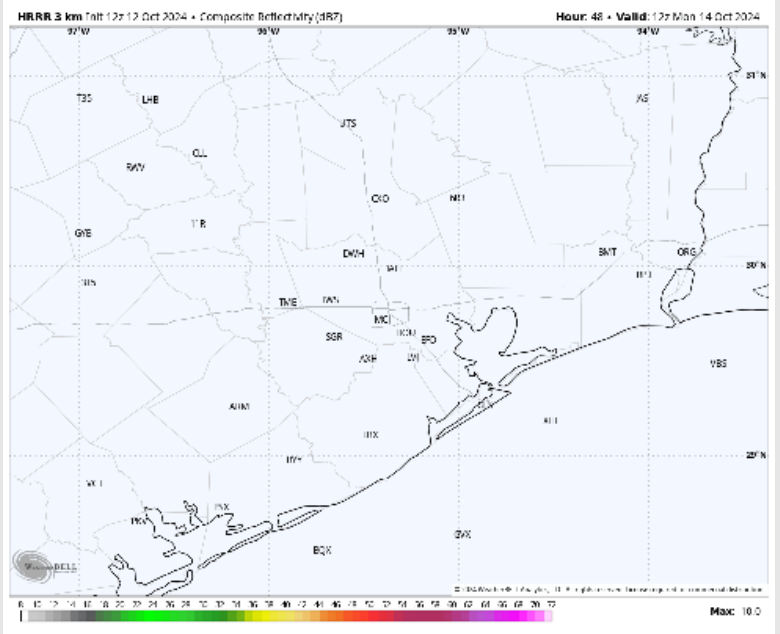
Houston Pilots: MON. 10/14/2024



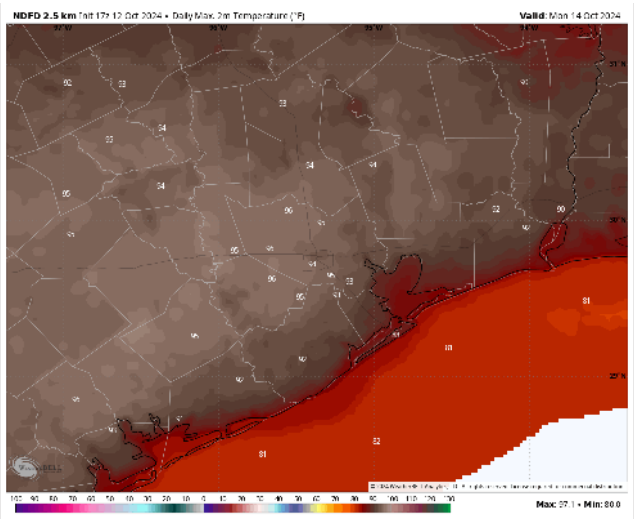
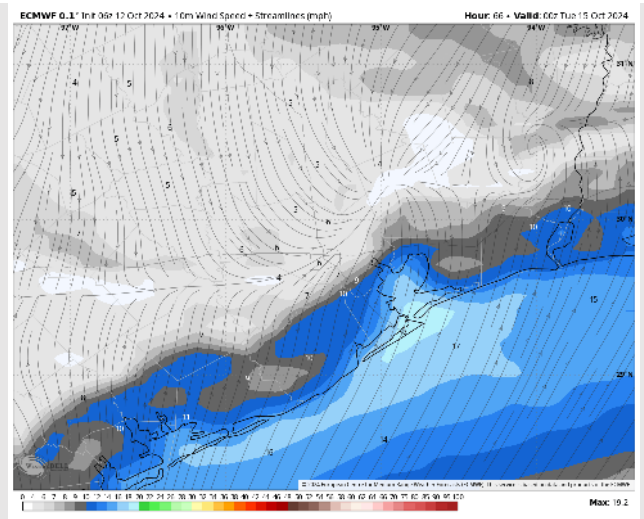
Forecast Discussion

- Precip:** Favoring dry conditions for the day on Monday.
- Wind:** Winds will be generally out of the SW/W throughout the day. **N of Morgan's Point:** Winds will be at 3 – 8 kts throughout Monday. **S of Morgan's Point:** Winds will be 11 – 16 kts through 10AM when winds will decrease to 4 – 9 kts through 4PM. After 4PM winds will return to the 11 - 16 kts for the rest of the day.
- High Temps:** **N of Morgan's Point:** Mid 90s F. **S of Morgan's Point:** Mid 80s F.
- Visibility:** Not favoring any fog concerns for Monday.

Precip Image: 7 AM CT



Wind Speed:
7 PM CT

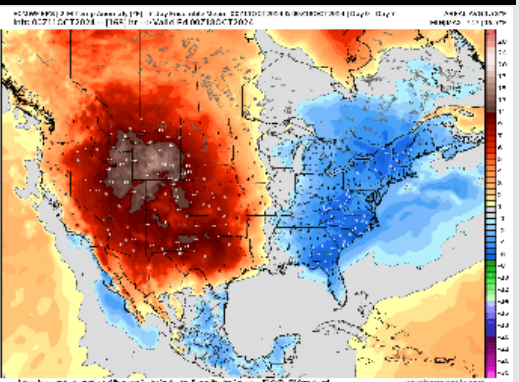


High Temps
Monday

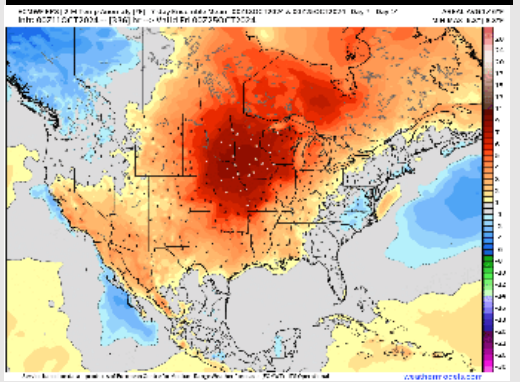
Houston Pilots: 10/12/24



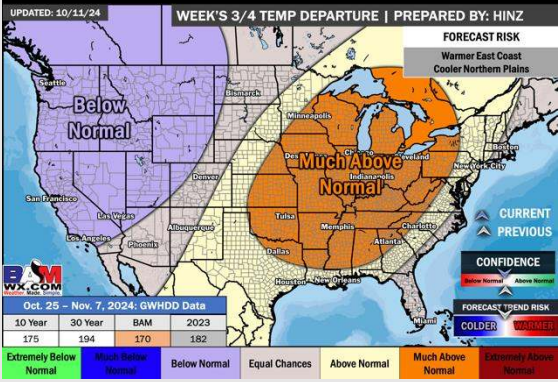
Next 7 Day Temperature Departure



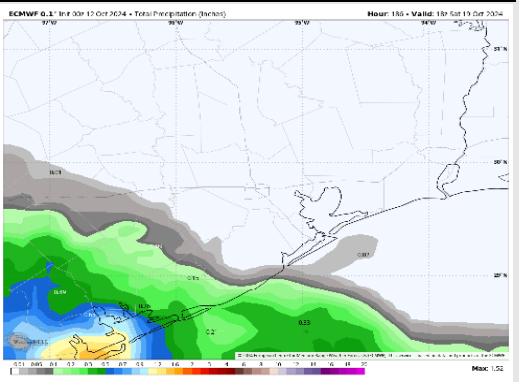
8-14 Day Temperature Departure



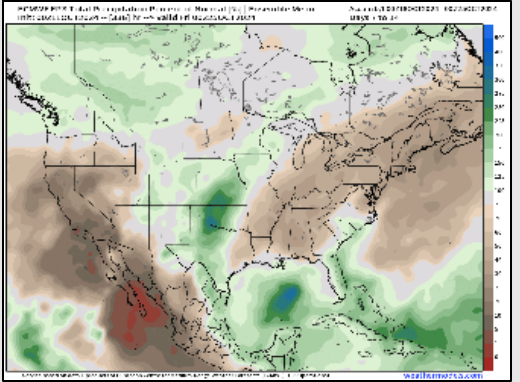
15-30 Day Temperature Departure



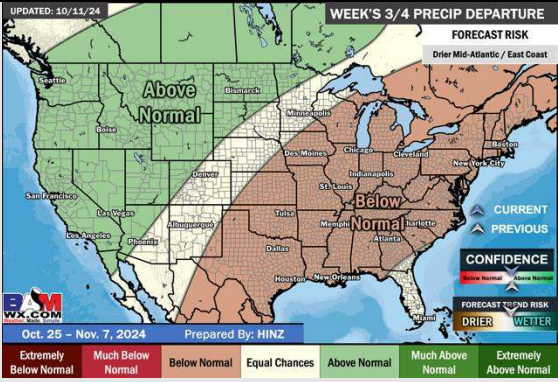
Next 7 Day Total Precipitation



8-14 Day % of Average Precip.



15-30 Day % of Average Precip.



- Temps are expected to be near to slightly above normal for the week 1 timeframe. Favoring mostly dry conditions through the week 1 timeframe.
- Above normal temperatures are favored for week 2. Favoring precipitation to be below normal.
- Above normal temperatures and below normal precipitation chances are expected for the weeks 3/4 timeframe.