

Houston Pilots Forecast Package



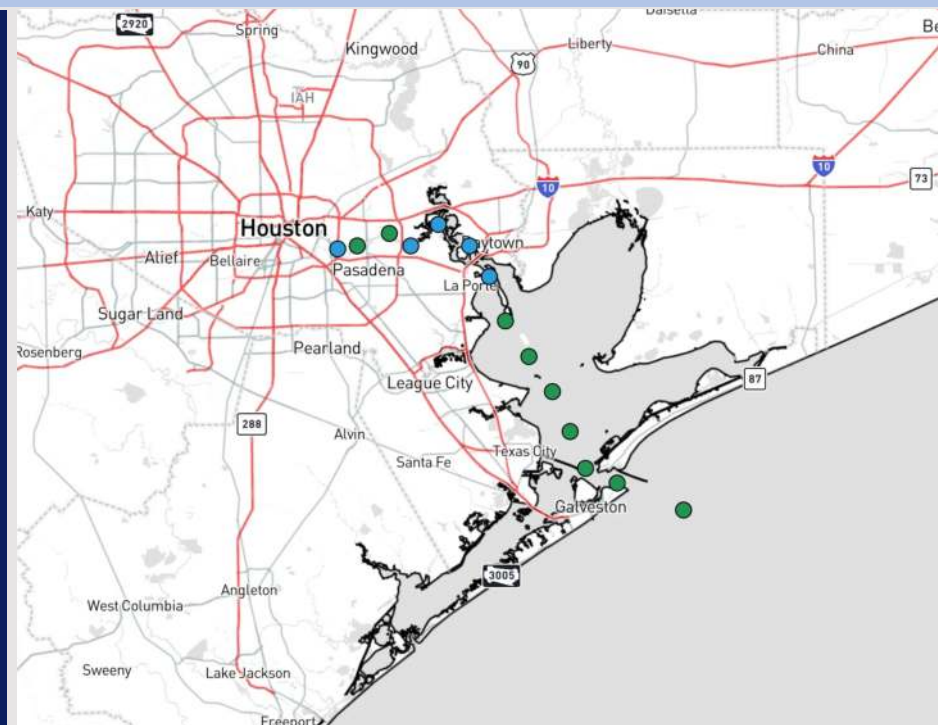
Updated: 10:00 PM CT

Friday, October 11, 2024

Forecaster: Xander Lowry

Weather Headlines

- Dry conditions are favored throughout the weekend.
- Gusts not favored to exceed 20kts for any stations over the next 72 hours.
- Fog is favored for locations N of Morgan's point SAT AM.



Current Radar: 9:55 PM CT



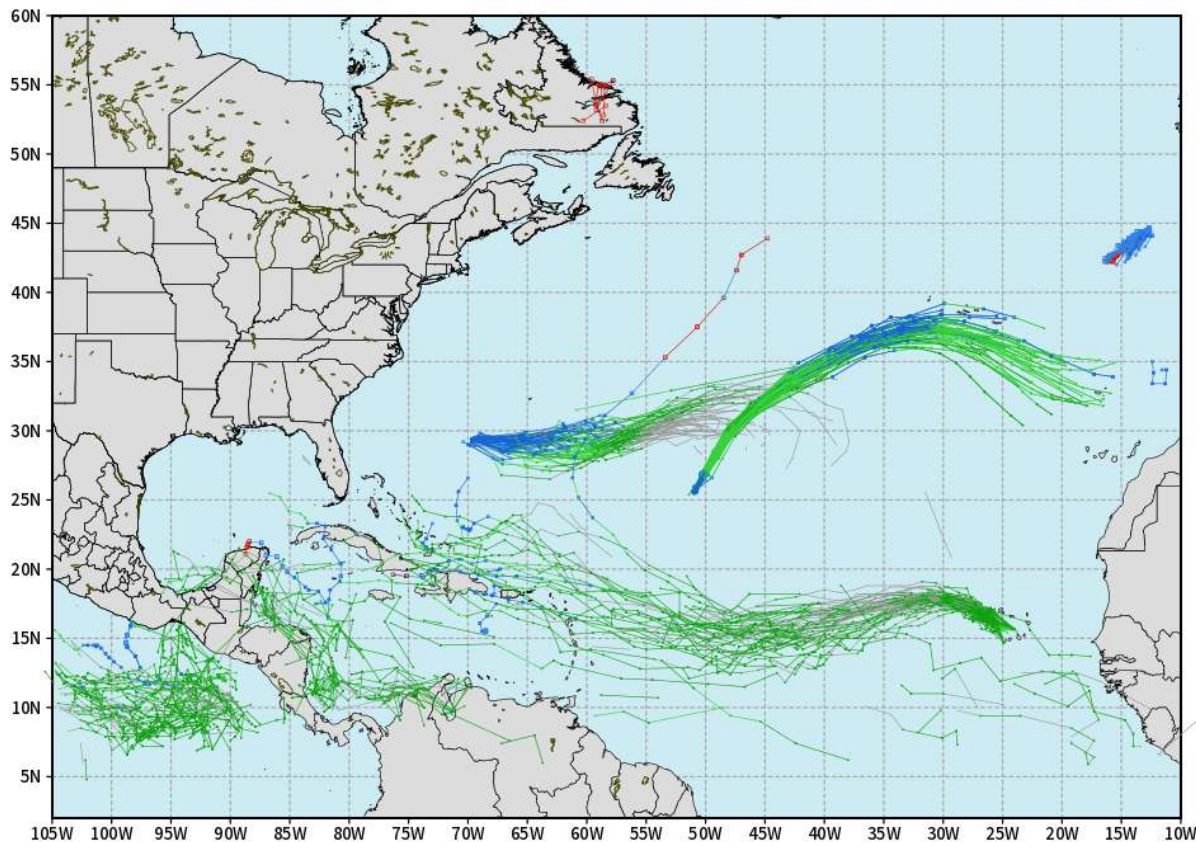
As always, please do not hesitate to reach out to us with any forecast questions via the chat option on Clarity or our on-call number, **(317)-560-8122** press **1** for forecast questions.

Houston Pilots Tropical Update

European Tropical Tracks - Next 10 Days

ECMWF ATLANTIC EPS Cyclone Locations --> Next [10-days]
INIT: 12Z11OCT2024 --> UNTIL 12Z21OCT2024

o-o ENSEMBLE MEAN
o-o 1000 - 1010 hPa
o-o 980 - 999 hPa
o-o 960 - 979 hPa
o-o 950 - 959 hPa
o-o < 950 hPa



weathermodels.com

There is a low-end threat in the Caribbean for additional development towards the end of next week, but no DIRECT threats for Houston favored in next 7-10 days.


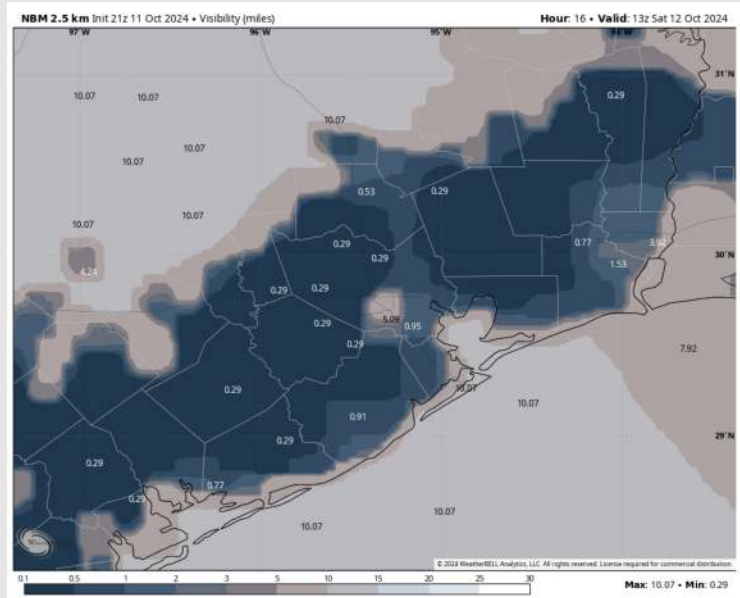
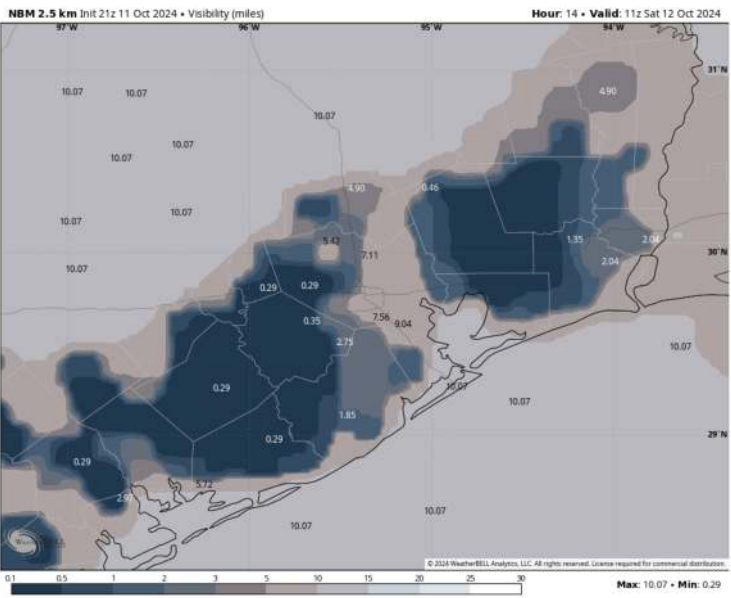
Houston Pilots Visibility Report



6 AM CDT SAT VISIBILITY

8 AM CDT SAT VISIBILITY

Confidence



➤ Watching for a patchy fog risk Saturday morning between 4 AM – 8 AM. Best timeframe likely between 6 - 8 AM

➤ Visibility within this timeframe could drop to 2 – 4 miles. Cannot rule out a few scattered instances of visibility dropping to 2 miles.

➤ Favoring this to be a risk for stations N of Morgan's Point.

TIMEFRAME DISCUSSED	THREAT
4 AM – 8 AM SAT	Moderate

Houston Pilots Visibility Chart (miles)



Forecast Confidence



Visibility	Sat 12 am	Sat 1 am	Sat 2 am	Sat 3 am	Sat 4 am	Sat 5 am	Sat 6 am	Sat 7 am	Sat 8 am	Sat 9 am	Sat 10 am	Sat 11 am	Sat 12 pm	Sat 1 pm	Sat 2 pm	Sat 3 pm	Sat 4 pm	Sat 5 pm	Sat 6 pm	Sat 7 pm	Sat 8 pm	Sat 9 pm	Sat 10 pm	Sat 11 pm
Houston Pilots N - 610 Bridge	10	10	10	10	10	10	10	9	7.9	0.8	10	10	10	10	10	10	10	10	10	10	10	10	10	10
Houston Pilots M - Kinder 1	10	10	10	10	10	10	10	9	6.9	0.3	10	10	10	10	10	10	10	10	10	10	10	10	10	10
Houston Pilots L - Greens Bayou	10	10	10	10	10	10	10	4.9	0.5	0.3	10	10	10	10	10	10	10	10	10	10	10	10	10	10
Houston Pilots K - Shell Crude	10	10	10	10	10	10	10	4.9	0.5	0.3	10	10	10	10	10	10	10	10	10	10	10	10	10	10
Houston Pilots J - Lynchburg Ferries	10	10	10	10	10	10	10	1.1	0.3	0.3	10	10	10	10	10	10	10	10	10	10	10	10	10	10
Houston Pilots I - Exxon 3	10	10	10	10	10	10	10	4.9	0.8	0.3	10	10	10	10	10	10	10	10	10	10	10	10	10	10
Houston Pilots H - Morgans Point	10	10	10	10	10	10	10	9	5.9	0.5	10	10	10	10	10	10	10	10	10	10	10	10	10	10
Houston Pilots G - 75/76	10	10	10	10	10	10	10	10	10	10	10	10	10	10	10	10	10	10	10	10	10	10	10	10
Houston Pilots F - 63/64	10	10	10	10	10	10	10	10	10	10	10	10	10	10	10	10	10	10	10	10	10	10	10	10
Houston Pilots E - 51/52	10	10	10	10	10	10	10	10	10	10	10	10	10	10	10	10	10	10	10	10	10	10	10	10
Houston Pilots D - 37/38	10	10	10	10	10	10	10	10	10	10	10	10	10	10	10	10	10	10	10	10	10	10	10	10
Houston Pilots C - 25/26	10	10	10	10	10	10	10	10	10	10	10	10	10	10	10	10	10	10	10	10	10	10	10	10
Houston Pilots B - 11/12	10	10	10	10	10	10	10	10	10	10	10	10	10	10	10	10	10	10	10	10	10	10	10	10
Houston Pilots A - 1 & 2 Bravo	10	10	10	10	10	10	10	10	10	10	10	10	10	10	10	10	10	10	10	10	10	10	10	10

NOTE: This is automated data that may/may not agree with the official BAM thinking that's found on the daily slides or special visibility report slides. This data should be used as a guide only

Houston Pilots Wind Chart



Forecast Confidence



Sustained wind 10 Knots
 Gusts 15 Knots
 Wind from the SE

Example

10
 15
 ↙

Wind	Sat 12 am	Sat 1 am	Sat 2 am	Sat 3 am	Sat 4 am	Sat 5 am	Sat 6 am	Sat 7 am	Sat 8 am	Sat 9 am	Sat 10 am	Sat 11 am	Sat 12 pm	Sat 1 pm	Sat 2 pm	Sat 3 pm	Sat 4 pm	Sat 5 pm	Sat 6 pm	Sat 7 pm	Sat 8 pm	Sat 9 pm	Sat 10 pm	Sat 11 pm
Houston Pilots N - 610 Bridge	3 ↑	3 ↑	3 ↑	2 ↑	2 ↑	2 ↑	1 ↑	1 ↑	1 ↑	1 ↑	1 →	2 →	2 →	3 →	3 →	5 →	5 →	6 →	7 →	8 →	8 →	8 →	8 →	7 →
Houston Pilots M - Kinder 1	3 ↑	3 ↑	3 ↑	2 ↑	2 ↑	2 ↑	1 ↑	1 ↑	1 ↑	1 ↑	1 →	2 →	2 →	3 →	3 →	5 →	6 →	6 →	7 →	8 →	8 →	8 →	8 →	7 →
Houston Pilots L - Greens Bayou	3 ↑	3 ↑	3 ↑	2 ↑	2 ↑	2 ↑	1 ↑	1 ↑	1 ↑	1 ↑	1 →	2 →	2 →	3 →	3 →	5 →	6 →	6 →	7 →	8 →	8 →	8 →	7 →	7 →
Houston Pilots K - Shell Crude	3 ↑	3 ↑	2 ↑	2 ↑	2 ↑	2 ↑	1 ↑	1 ↑	1 ↑	1 ↑	1 →	2 →	2 →	3 →	3 →	5 →	6 →	6 →	7 →	8 →	8 →	8 →	7 →	7 →
Houston Pilots J - Lynchburg Ferries	3 ↑	2 ↑	2 ↑	2 ↑	2 ↑	1 ↑	1 ↑	1 ↑	1 ↑	1 ↑	1 →	2 →	2 →	3 →	3 →	5 →	6 →	6 →	7 →	8 →	8 →	7 →	7 →	6 →
Houston Pilots I - Exxon 3	6 ↑	6 ↑	6 ↑	5 ↑	5 ↑	5 ↑	3 ↑	3 ↑	3 ↑	3 ↑	3 ↑	3 ↑	3 ↑	5 ↑	6 ↑	7 ↑	8 ↑	9 ↑	10 ↑	10 ↑	12 ↑	12 ↑	10 ↑	10 ↑
Houston Pilots H - Morgans Point	6 ↑	6 ↑	6 ↑	5 ↑	5 ↑	3 ↑	3 ↑	3 ↑	3 ↑	3 ↑	3 ↑	3 ↑	3 ↑	5 ↑	6 ↑	7 ↑	8 ↑	9 ↑	10 ↑	10 ↑	10 ↑	10 ↑	10 ↑	10 ↑
Houston Pilots G - 75/76	7 ↑	7 ↑	7 ↑	6 ↑	6 ↑	6 ↑	5 ↑	5 ↑	5 ↑	3 ↑	3 ↑	3 ↑	3 ↑	6 ↑	6 ↑	8 ↑	8 ↑	9 ↑	10 ↑	10 ↑	12 ↑	12 ↑	12 ↑	12 ↑
Houston Pilots F - 63/64	7 ↑	7 ↑	7 ↑	6 ↑	6 ↑	6 ↑	5 ↑	5 ↑	5 ↑	3 ↑	3 ↑	3 ↑	3 ↑	5 ↑	6 ↑	7 ↑	8 ↑	10 ↑	10 ↑	10 ↑	10 ↑	10 ↑	10 ↑	10 ↑
Houston Pilots E - 51/52	9 ↑	9 ↑	9 ↑	8 ↑	8 ↑	8 ↑	7 ↑	7 ↑	7 ↑	7 ↑	7 →	7 →	7 →	8 →	9 →	12 →	13 →	13 →	15 →	15 →	15 →	15 →	15 →	15 →
Houston Pilots D - 37/38	6 ↑	6 ↑	6 ↑	6 ↑	6 ↑	6 ↑	5 ↑	5 ↑	5 ↑	3 ↑	3 ↑	3 ↑	3 ↑	3 ↑	5 ↑	6 ↑	8 ↑	10 ↑	12 ↑	14 ↑	14 ↑	15 ↑	15 ↑	15 ↑
Houston Pilots C - 25/26	6 ↑	6 ↑	6 ↑	6 ↑	6 ↑	6 ↑	5 ↑	5 ↑	5 ↑	3 ↑	3 ↑	3 ↑	3 ↑	3 ↑	5 ↑	6 ↑	7 ↑	8 ↑	10 ↑	12 ↑	13 ↑	14 ↑	14 ↑	15 ↑
Houston Pilots B - 11/12	6 ↑	6 ↑	5 ↑	5 ↑	5 ↑	5 ↑	5 ↑	3 ↑	3 ↑	3 ↑	3 ↑	3 ↑	3 ↑	5 ↑	5 ↑	6 ↑	7 ↑	7 ↑	8 ↑	10 ↑	12 ↑	13 ↑	13 ↑	15 ↑
Houston Pilots A - 1 & 2 Bravo	7 ↑	7 ↑	7 ↑	6 ↑	6 ↑	6 ↑	6 ↑	6 ↑	6 ↑	5 ↑	5 ↑	5 ↑	5 ↑	3 ↑	3 ↑	5 ↑	6 ↑	6 ↑	6 ↑	7 ↑	8 ↑	8 ↑	9 ↑	10 ↑

NOTE: This is automated data that may/may not agree with the official BAM thinking that's found on the daily slides. This data should be used as a guide only.

Houston Pilots: SAT. 10/12/2024



Forecast Discussion

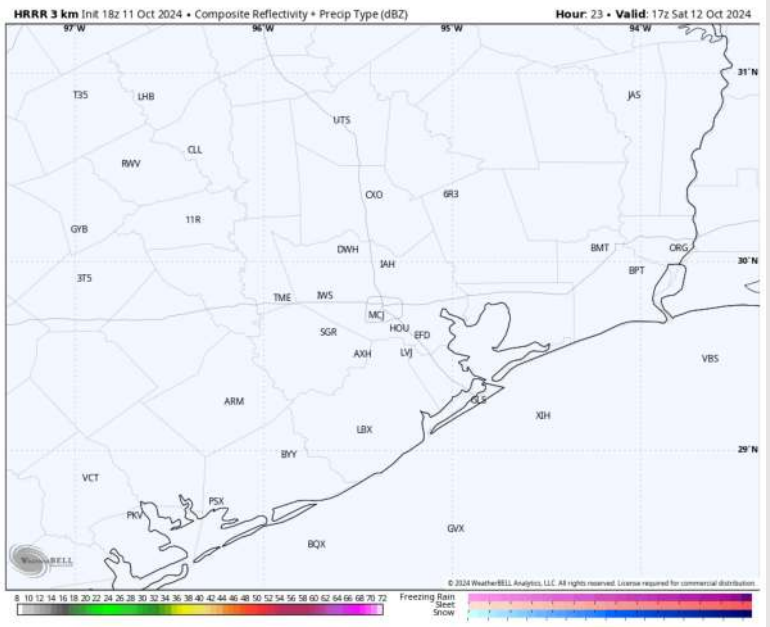
Precip: Favoring dry conditions for today.

Wind: Winds will be generally out of the SW through 9 AM, becoming variable through 4 PM, then winds are expected to shift back out of the SE. **N of Morgan's Point:** Winds will be sustained at 3 - 7 kts for the entire day. **S of Morgan's Point:** Winds will be at 2 - 7 kts through 4 PM. After 4 PM, winds will increase to 8 - 13 kts through the rest of the night.

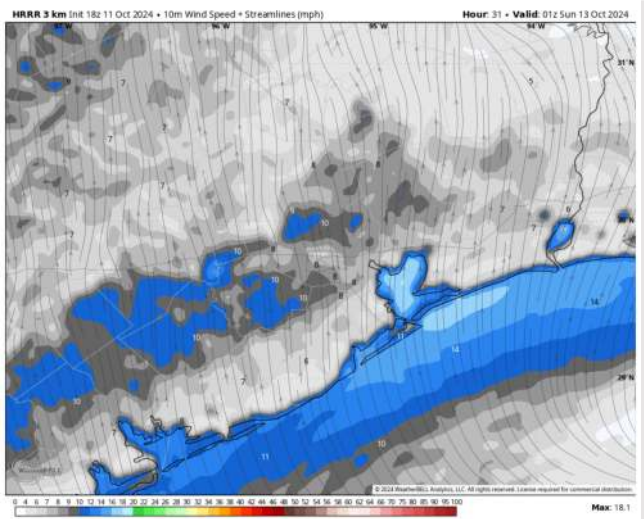
High Temps: **N of Morgan's Point:** Low 90s F. **S of Morgan's Point:** Mid 80s F

Visibility: Favoring patchy fog potential for locations N of Morgan's point. Check visibility slide for more info!

Precip Image: 12 PM CT

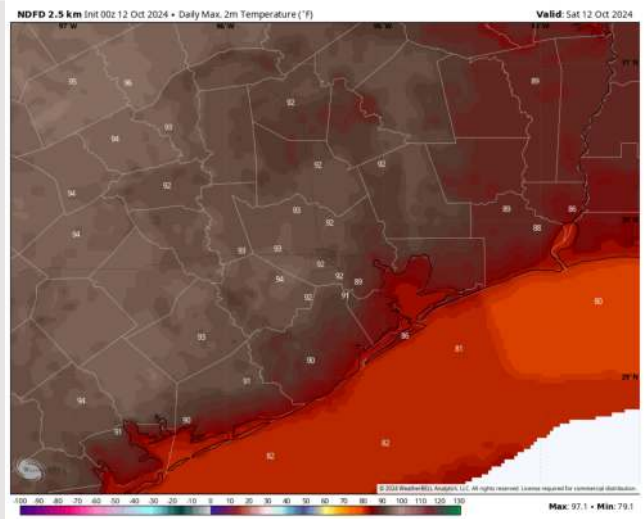


Wind Speed: 8 PM CT



Wind Speed:
8 PM CT

High Temps Today



High Temps
Today

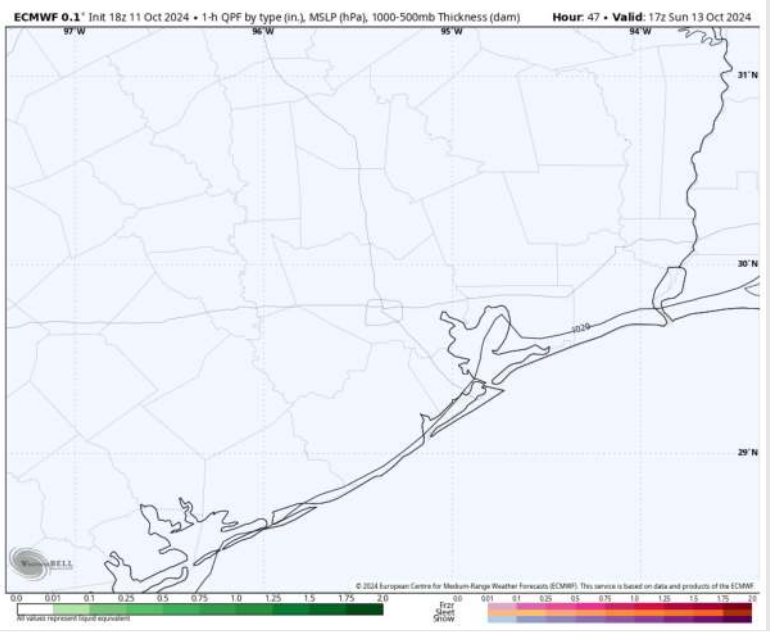
Houston Pilots: SUN. 10/13/2024



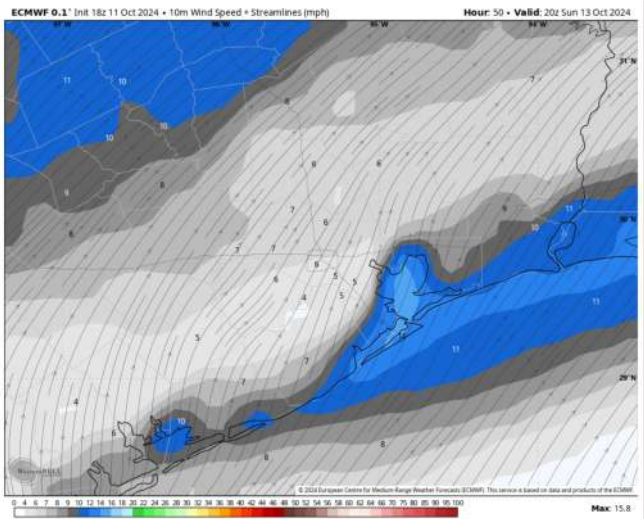
Forecast Discussion

- Precip:** Favoring dry conditions for Sunday.
- Wind:** Winds will out of the SW throughout the day. **N of Morgan's Point:** Winds will be at 4 – 9 kts throughout the day Sunday. **S of Morgan's Point:** Winds will be at 8 - 13 kts for the rest of the day.
- High Temps:** **N of Morgan's Point:** Low 90s F. **S of Morgan's Point:** Low/Mid 80s.
- Visibility:** Not anticipating any visibility concerns for Sunday.

Precip Image: 12 PM CT

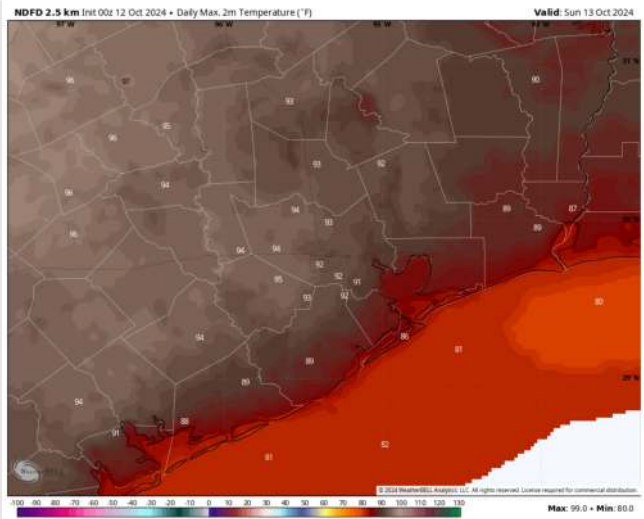


Wind Speed 3 PM CT



Wind Speed
3 PM CT

High Temps Sunday



High Temps
Sunday

Houston Pilots: MON. 10/14/2024



Forecast Discussion

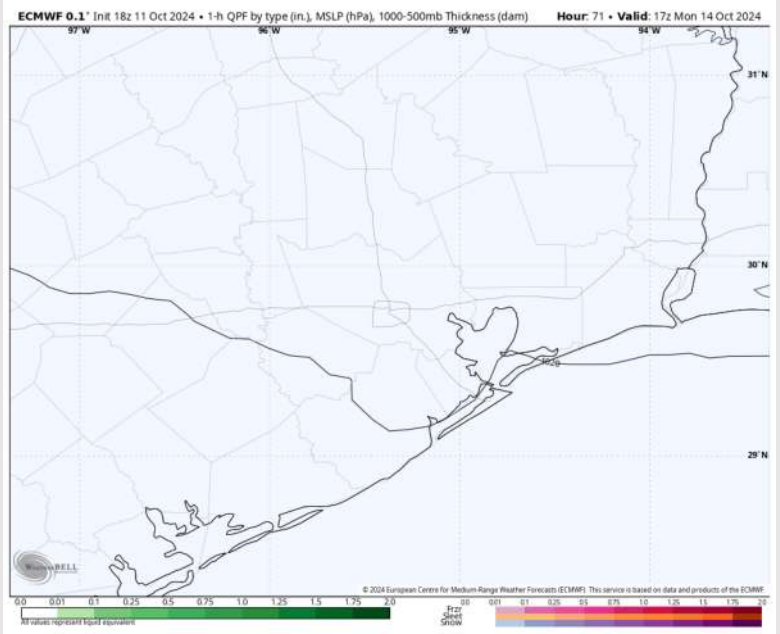
Precip: Favoring dry conditions for the day on Monday.

Wind: Winds will be generally out of the SW/W throughout the day. **N of Morgan's Point:** Winds will be at 3 – 8 kts throughout Monday. **S of Morgan's Point:** Winds will be 10 – 16 knots through 10AM when winds will decrease to 4 – 9 kts through 6PM. After 6PM winds will increase to the 8-13 kts for the rest of the day.

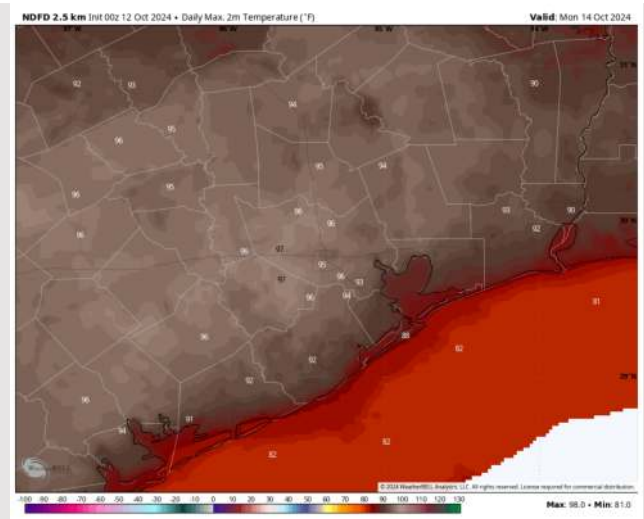
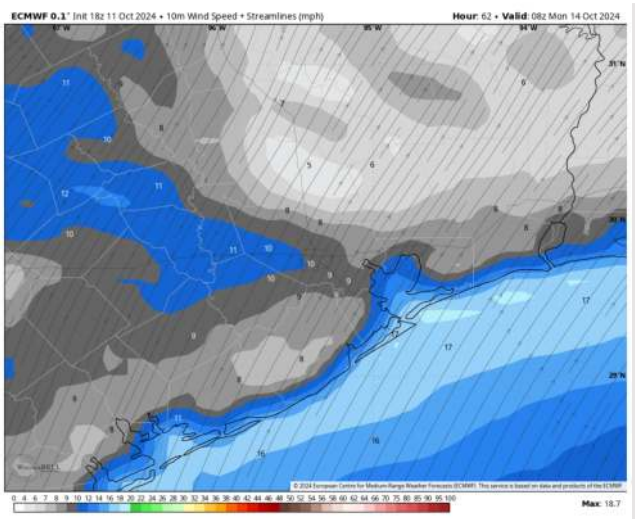
High Temps: **N of Morgan's Point:** Mid to Upper 90s F. **S of Morgan's Point:** Mid 80s F.

Visibility: Not favoring any fog concerns for Monday.

Precip Image: 12 PM CT

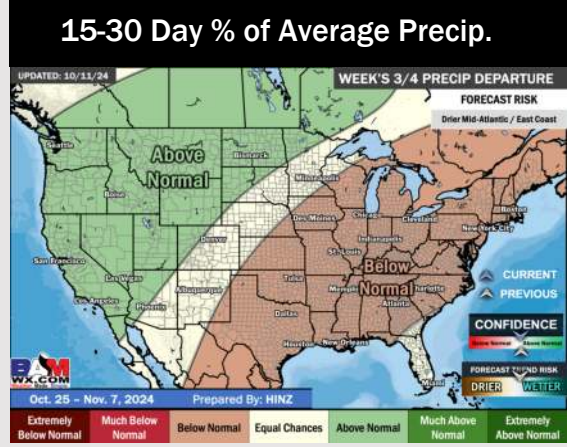
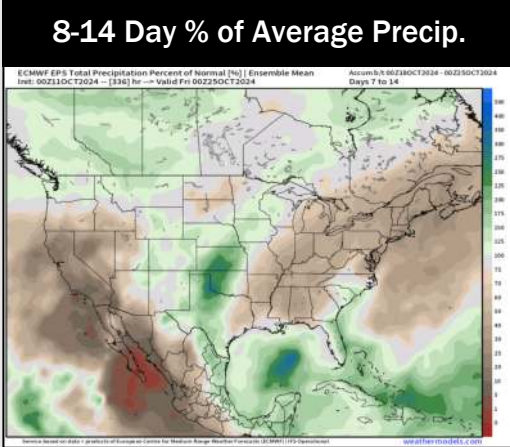
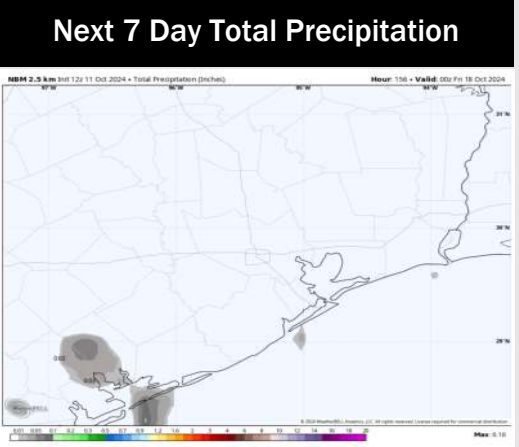
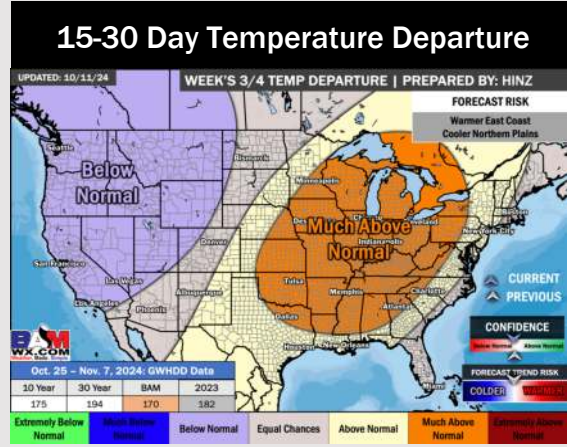
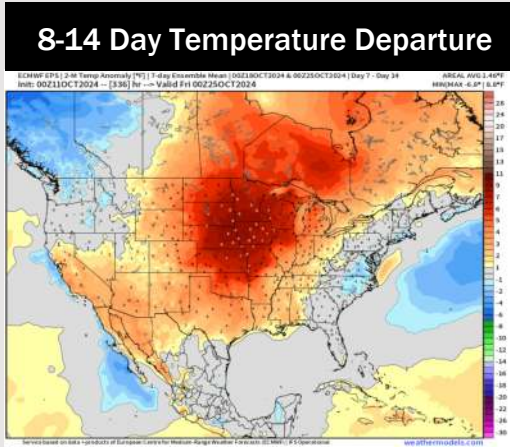
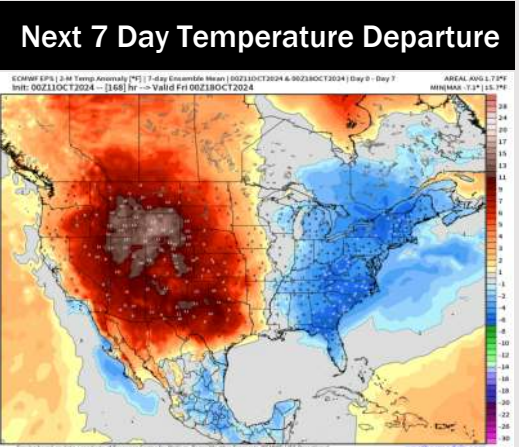


Wind Speed:
3 AM CT



High Temps
Monday

Houston Pilots: 10/12/24



- Temps are expected to be near to slightly above normal for the week 1 timeframe. Favoring dry conditions through the week 1 timeframe.
- Above normal temperatures are favored for week 2. Favoring precipitation to be below normal.
- Above normal temperatures and below normal precipitation chances are expected for the weeks 3/4 timeframe.