

Houston Pilots Forecast Package



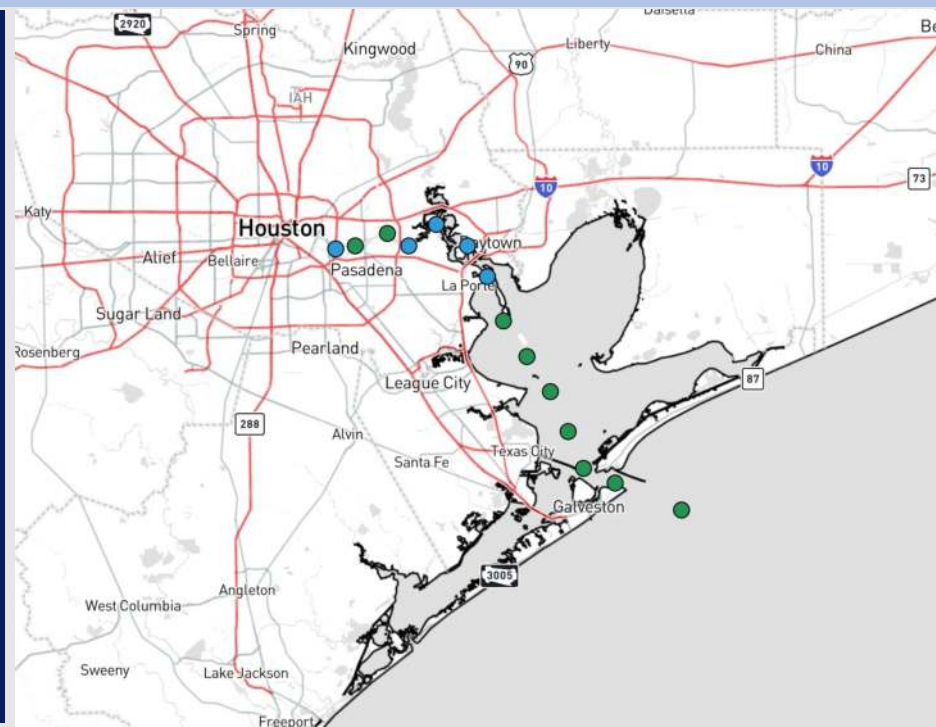
Updated: 10:45 PM CT

Wednesday, October 9, 2024

Forecaster: Xander Lowry

Weather Headlines

- Dry conditions are favored throughout the week.
- Gusts not favored to exceed 20kts for any stations over the next 72 hours.
- No visibility concerns in the next 72 hours.



Current Radar: 10:45 PM CT



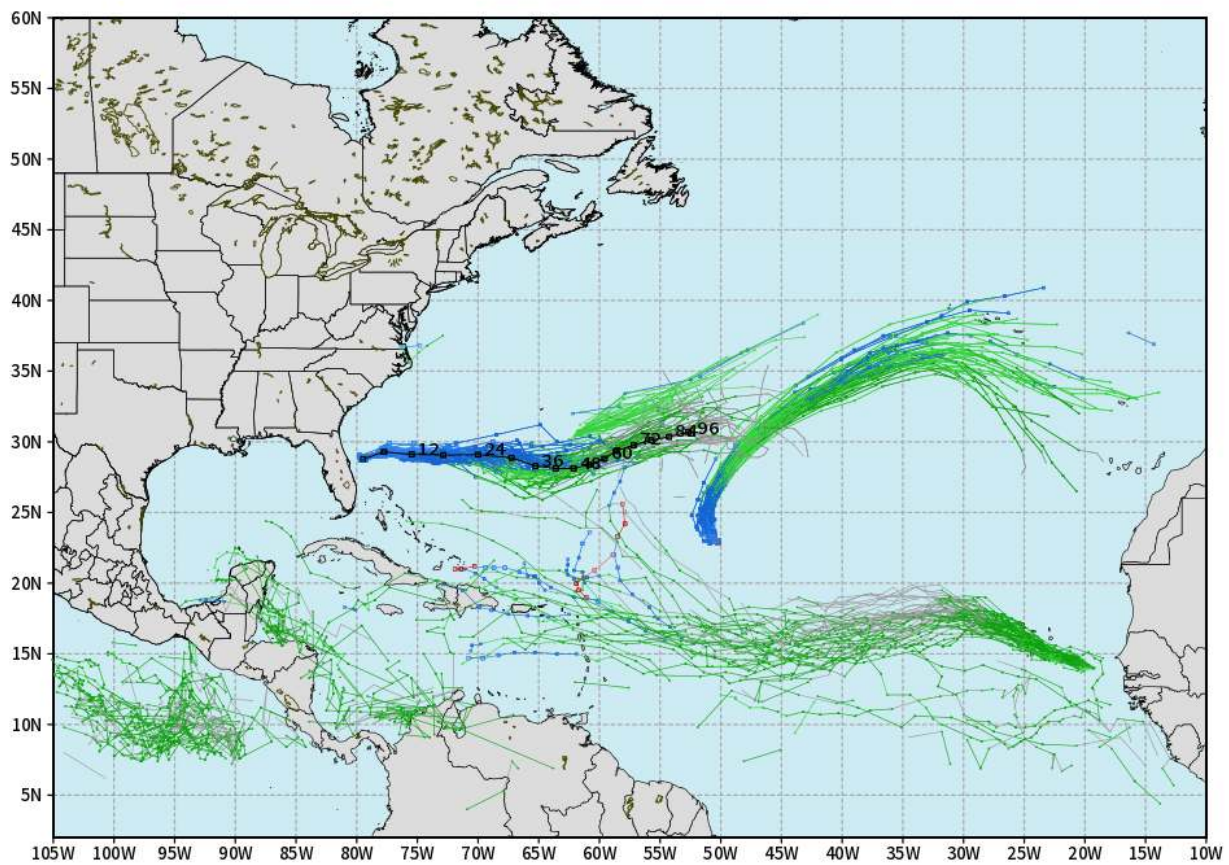
As always, please do not hesitate to reach out to us with any forecast questions via the chat option on Clarity or our on-call number, **(317)-560-8122** press **1** for forecast questions.

Houston Pilots Tropical Update

European Tropical Tracks - Next 10 Days

ECMWF ATLANTIC EPS Cyclone Locations --> Next [10-days]
INIT: 12Z10OCT2024 --> UNTIL 12Z20OCT2024

o-o ENSEMBLE MEAN
o-o 1000 - 1010 hPa
o-o 980 - 999 hPa
o-o 960 - 979 hPa
o-o 950 - 959 hPa
o-o < 950 hPa



weathermodels.com

There is a low-end threat in the Caribbean for additional development towards the end of next week, but no DIRECT threats for Houston favored in next 7-10 days.

Houston Pilots Visibility Chart (miles)



Forecast Confidence



Visibility	Thu 10 pm	Thu 11 pm	Fri 12 am	Fri 1 am	Fri 2 am	Fri 3 am	Fri 4 am	Fri 5 am	Fri 6 am	Fri 7 am	Fri 8 am	Fri 9 am	Fri 10 am	Fri 11 am	Fri 12 pm	Fri 1 pm	Fri 2 pm	Fri 3 pm	Fri 4 pm	Fri 5 pm	Fri 6 pm	Fri 7 pm	Fri 8 pm	Fri 9 pm
Houston Pilots N - 610 Bridge	10	10	10	10	10	10	10	10	10	10	10	10	10	10	10	10	10	10	10	10	10	10	10	10
Houston Pilots M - Kinder 1	10	10	10	10	10	10	10	10	10	10	10	10	10	10	10	10	10	10	10	10	10	10	10	10
Houston Pilots L - Greens Bayou	10	10	10	10	10	10	10	10	10	10	10	10	10	10	10	10	10	10	10	10	10	10	10	10
Houston Pilots K - Shell Crude	10	10	10	10	10	10	10	10	10	10	10	10	10	10	10	10	10	10	10	10	10	10	10	10
Houston Pilots J - Lynchburg Ferries	10	10	10	10	10	10	10	10	10	10	10	10	10	10	10	10	10	10	10	10	10	10	10	10
Houston Pilots I - Exxon 3	10	10	10	10	10	10	10	10	10	10	10	10	10	10	10	10	10	10	10	10	10	10	10	10
Houston Pilots H - Morgans Point	10	10	10	10	10	10	10	10	10	10	10	10	10	10	10	10	10	10	10	10	10	10	10	10
Houston Pilots G - 75/76	10	10	10	10	10	10	10	10	10	10	10	10	10	10	10	10	10	10	10	10	10	10	10	10
Houston Pilots F - 63/64	10	10	10	10	10	10	10	10	10	10	10	10	10	10	10	10	10	10	10	10	10	10	10	10
Houston Pilots E - 51/52	10	10	10	10	10	10	10	10	10	10	10	10	10	10	10	10	10	10	10	10	10	10	10	10
Houston Pilots D - 37/38	10	10	10	10	10	10	10	10	10	10	10	10	10	10	10	10	10	10	10	10	10	10	10	10
Houston Pilots C - 25/26	10	10	10	10	10	10	10	10	10	10	10	10	10	10	10	10	10	10	10	10	10	10	10	10
Houston Pilots B - 11/12	10	10	10	10	10	10	10	10	10	10	10	10	10	10	10	10	10	10	10	10	10	10	10	10
Houston Pilots A - 1 & 2 Bravo	10	10	10	10	10	10	10	10	10	10	10	10	10	10	10	10	10	10	10	10	10	10	10	10

NOTE: This is automated data that may/may not agree with the official BAM thinking that's found on the daily slides or special visibility report slides. This data should be used as a guide only

Houston Pilots Wind Chart



Forecast Confidence



Sustained wind 10 Knots
 Gusts 15 Knots
 Wind from the SE

Example

10
 15
 ↙

Wind	Thu 10 pm	Thu 11 pm	Fri 12 am	Fri 1 am	Fri 2 am	Fri 3 am	Fri 4 am	Fri 5 am	Fri 6 am	Fri 7 am	Fri 8 am	Fri 9 am	Fri 10 am	Fri 11 am	Fri 12 pm	Fri 1 pm	Fri 2 pm	Fri 3 pm	Fri 4 pm	Fri 5 pm	Fri 6 pm	Fri 7 pm	Fri 8 pm	Fri 9 pm
Houston Pilots N - 610 Bridge	3 8 ↙	3 7 ↙	2 6 ↙	1 5 ↙	1 5 ↙	1 5 ↙	2 5 ↙	2 6 ↙	2 6 ↙	2 6 ↙	3 7 ↙	3 6 ↙	3 7 ↙	3 7 ↙	3 7 ↙	3 8 ↙	3 9 ↙	5 9 ↙	5 10 ↙	6 10 ↙	6 12 ↙	6 12 ↙	6 12 ↙	6 10 ↙
Houston Pilots M - Kinder 1	3 8 ↙	3 7 ↙	2 6 ↙	1 5 ↙	1 5 ↙	1 5 ↙	2 5 ↙	2 6 ↙	2 6 ↙	3 6 ↙	3 7 ↙	3 6 ↙	3 7 ↙	3 7 ↙	3 7 ↙	3 8 ↙	3 9 ↙	5 9 ↙	5 10 ↙	6 10 ↙	6 12 ↙	6 12 ↙	6 12 ↙	6 10 ↙
Houston Pilots L - Greens Bayou	3 8 ↙	3 7 ↙	2 6 ↙	1 5 ↙	1 3 ↙	1 5 ↙	2 5 ↙	2 6 ↙	2 6 ↙	3 6 ↙	3 7 ↙	3 7 ↙	3 7 ↙	3 7 ↙	3 7 ↙	3 8 ↙	3 9 ↙	5 9 ↙	5 10 ↙	6 10 ↙	6 12 ↙	6 12 ↙	6 12 ↙	6 10 ↙
Houston Pilots K - Shell Crude	3 8 ↙	3 7 ↙	2 6 ↙	1 5 ↙	1 3 ↙	1 5 ↙	2 5 ↙	2 6 ↙	2 6 ↙	3 6 ↙	3 7 ↙	3 7 ↙	3 7 ↙	3 7 ↙	3 8 ↙	3 7 ↙	3 8 ↙	5 9 ↙	5 10 ↙	6 10 ↙	6 10 ↙	6 10 ↙	6 10 ↙	6 10 ↙
Houston Pilots J - Lynchburg Ferries	3 7 ↙	2 6 ↙	1 5 ↙	1 3 ↙	1 3 ↙	1 3 ↙	1 5 ↙	2 5 ↙	2 5 ↙	3 6 ↙	3 7 ↙	3 7 ↙	3 7 ↙	3 7 ↙	3 8 ↙	3 7 ↙	3 7 ↙	3 8 ↙	5 8 ↙	5 9 ↙	6 10 ↙	6 10 ↙	6 10 ↙	6 9 ↙
Houston Pilots I - Exxon 3	6 9 ↙	6 8 ↙	5 7 ↙	3 7 ↙	3 6 ↙	3 6 ↙	5 6 ↙	6 7 ↙	6 8 ↙	6 8 ↙	6 9 ↙	6 8 ↙	6 8 ↙	6 9 ↙	5 9 ↙	6 9 ↙	6 10 ↙	6 12 ↙	6 12 ↙	7 12 ↙	8 12 ↙	8 13 ↙	8 13 ↙	8 13 ↙
Houston Pilots H - Morgans Point	6 9 ↙	6 7 ↙	5 7 ↙	3 6 ↙	3 6 ↙	3 6 ↙	5 7 ↙	6 8 ↙	6 8 ↙	6 8 ↙	6 9 ↙	6 9 ↙	6 9 ↙	6 9 ↙	5 9 ↙	6 9 ↙	6 10 ↙	6 12 ↙	6 12 ↙	7 12 ↙	8 12 ↙	8 13 ↙	8 13 ↙	8 13 ↙
Houston Pilots G - 75/76	6 9 ↙	6 8 ↙	6 7 ↙	5 7 ↙	5 7 ↙	6 7 ↙	6 8 ↙	7 9 ↙	7 9 ↙	7 10 ↙	8 12 ↙	8 12 ↙	7 10 ↙	7 10 ↙	6 10 ↙	6 9 ↙	6 10 ↙	6 12 ↙	6 12 ↙	7 13 ↙	8 13 ↙	8 13 ↙	8 14 ↙	8 13 ↙
Houston Pilots F - 63/64	6 9 ↙	6 8 ↙	6 7 ↙	5 7 ↙	5 7 ↙	6 7 ↙	6 8 ↙	7 9 ↙	7 10 ↙	8 12 ↙	8 12 ↙	7 12 ↙	7 12 ↙	6 10 ↙	6 9 ↙	6 10 ↙	6 10 ↙	6 10 ↙	6 10 ↙	7 12 ↙	8 12 ↙	8 13 ↙	8 13 ↙	8 12 ↙
Houston Pilots E - 51/52	6 9 ↙	6 8 ↙	6 7 ↙	5 7 ↙	5 7 ↙	6 7 ↙	6 8 ↙	7 9 ↙	7 10 ↙	8 12 ↙	8 12 ↙	7 10 ↙	7 10 ↙	6 10 ↙	6 9 ↙	6 10 ↙	6 10 ↙	6 10 ↙	6 10 ↙	6 12 ↙	7 13 ↙	8 13 ↙	8 13 ↙	8 12 ↙
Houston Pilots D - 37/38	6 9 ↙	6 9 ↙	6 8 ↙	5 7 ↙	5 7 ↙	6 7 ↙	6 8 ↙	7 9 ↙	7 10 ↙	8 12 ↙	8 12 ↙	7 12 ↙	7 12 ↙	6 10 ↙	6 10 ↙	6 10 ↙	6 10 ↙	6 10 ↙	6 10 ↙	6 12 ↙	7 12 ↙	7 12 ↙	7 12 ↙	7 12 ↙
Houston Pilots C - 25/26	6 9 ↙	6 9 ↙	6 8 ↙	5 7 ↙	5 7 ↙	6 7 ↙	6 8 ↙	7 9 ↙	7 10 ↙	8 12 ↙	8 12 ↙	7 12 ↙	7 12 ↙	6 10 ↙	6 10 ↙	6 10 ↙	6 10 ↙	6 12 ↙	6 10 ↙	6 10 ↙	7 12 ↙	7 12 ↙	7 12 ↙	7 12 ↙
Houston Pilots B - 11/12	6 9 ↙	5 9 ↙	5 8 ↙	3 7 ↙	3 7 ↙	3 7 ↙	5 8 ↙	6 9 ↙	6 9 ↙	6 10 ↙	7 12 ↙	7 12 ↙	7 12 ↙	7 12 ↙	7 10 ↙	7 12 ↙	7 12 ↙	6 12 ↙	6 10 ↙	6 10 ↙	6 12 ↙	7 12 ↙	7 12 ↙	6 12 ↙
Houston Pilots A - 1 & 2 Bravo	7 10 ↙	6 9 ↙	6 9 ↙	6 8 ↙	5 7 ↙	6 8 ↙	6 9 ↙	7 10 ↙	8 12 ↙	8 12 ↙	8 13 ↙	8 13 ↙	8 13 ↙	8 13 ↙	8 12 ↙	7 12 ↙	7 12 ↙	7 12 ↙	7 12 ↙	7 12 ↙	7 12 ↙	7 12 ↙	7 12 ↙	7 12 ↙

NOTE: This is automated data that may/may not agree with the official BAM thinking that's found on the daily slides. This data should be used as a guide only.

Forecast Discussion

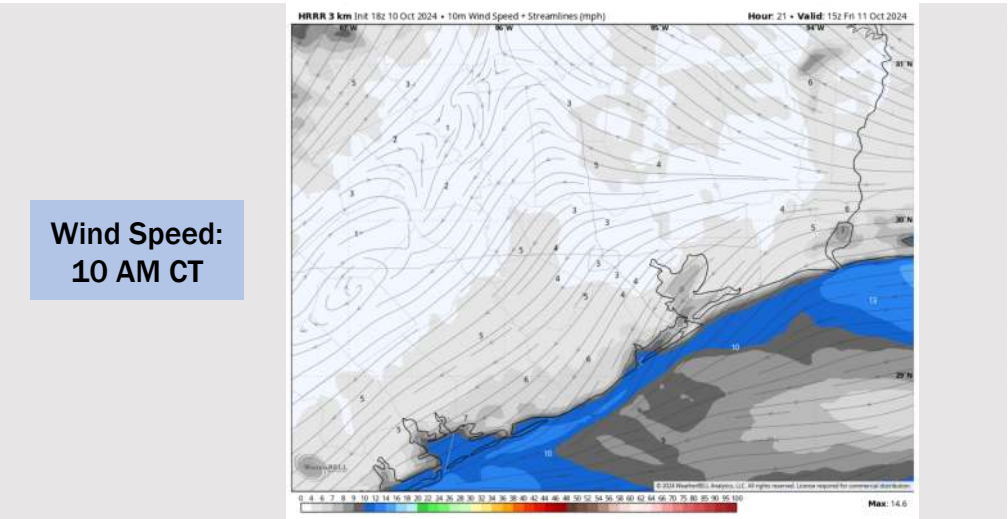
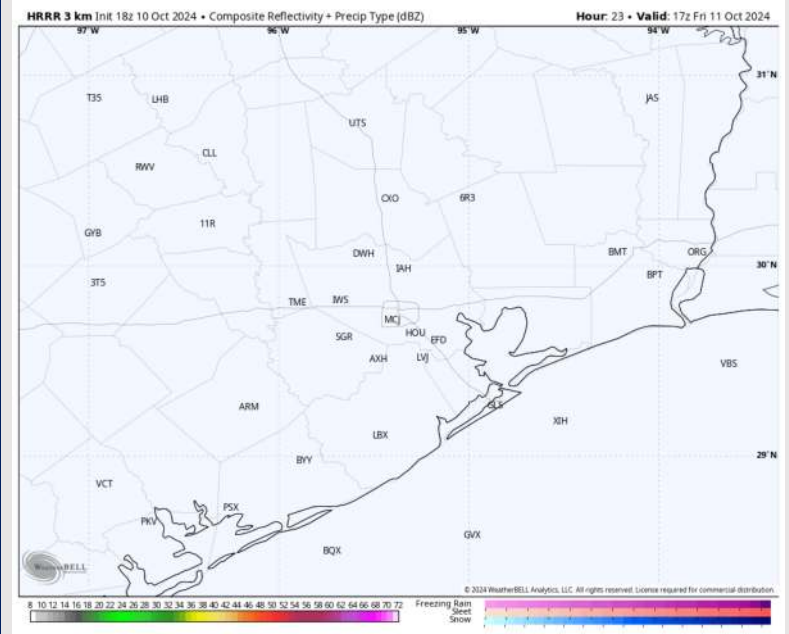
Precip Image: 12 PM CT

Precip: Favoring dry conditions for today.

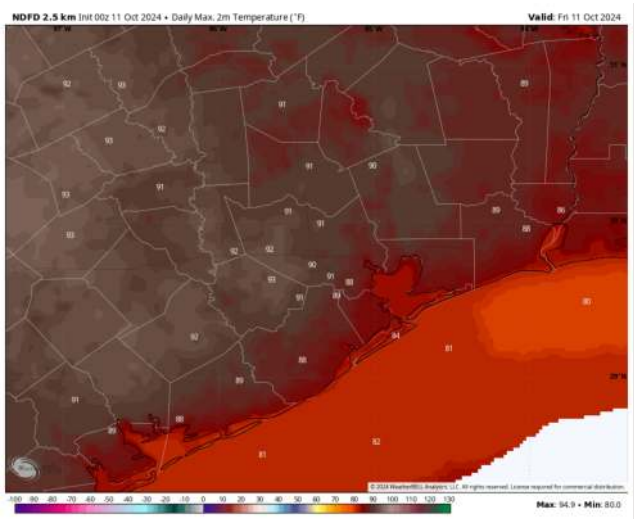
Wind: Winds will be rather variable in the early AM before settling out of the NE by 4 AM. Through the day, winds will rotate clockwise, settling out of the SE by 5 PM. **N of Morgan's Point:** Winds will be at 3 – 6 kts. **S of Morgan's Point:** Winds will be 5 – 10 kts through Friday.

High Temps: **N of Morgan's Point:** Upper 80s to low 90s F. **S of Morgan's Point:** Low to mid 80s F.

Visibility: Not favoring any fog concerns for today.



Wind Speed:
10 AM CT



High Temps
Today

Houston Pilots: SAT. 10/12/2024



Forecast Discussion

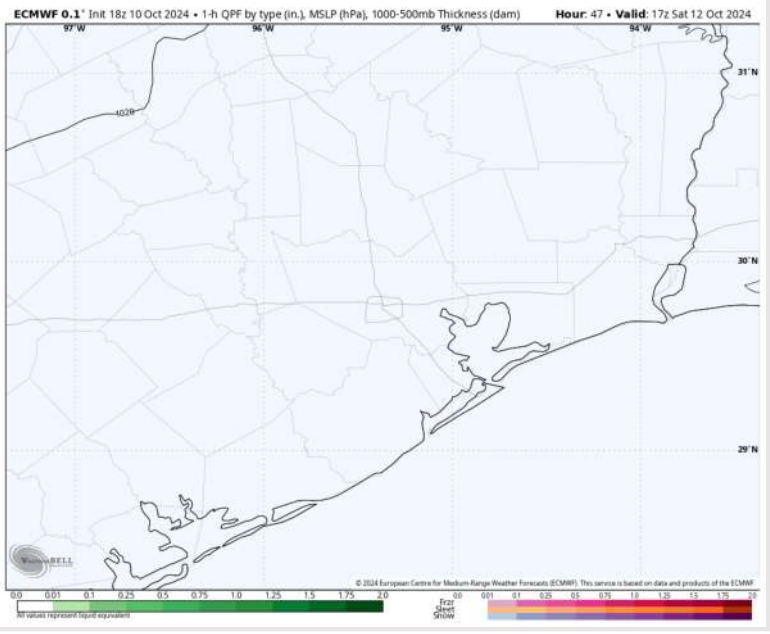
Precip: Favoring dry conditions for Saturday.

Wind: Winds will be generally out of the SE through 9 AM, becoming variable through 4 PM, then winds are expected to shift back out of the SE. **N of Morgan's Point:** Winds will be sustained at 3 - 7 kts for the entire day. **S of Morgan's Point:** Winds will be at 3 - 7 kts through 7 PM. After 7 PM, winds will increase to 5 - 10 kts through the rest of the night.

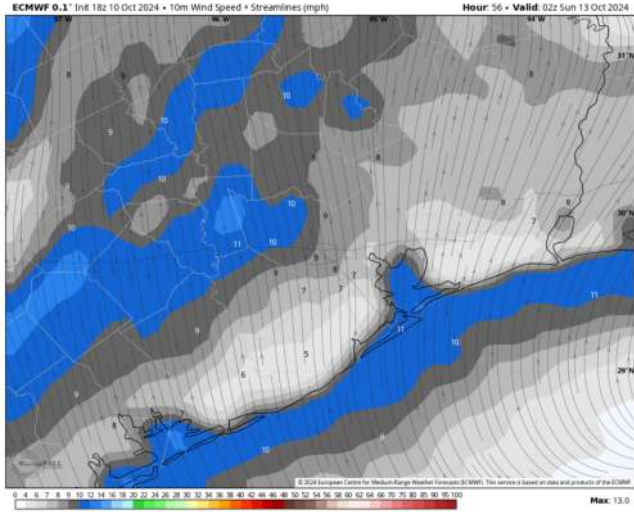
High Temps: **N of Morgan's Point:** Low 90s F. **S of Morgan's Point:** Mid 80s F

Visibility: Not anticipating any visibility concerns for Saturday.

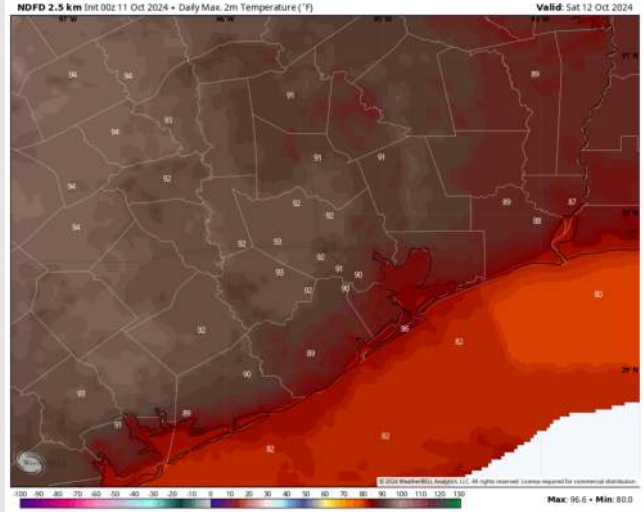
Precip Image: 12 PM CT



Wind Speed: 9 PM CT



High Temps Saturday



Wind Speed:
9 PM CT

High Temps
Saturday

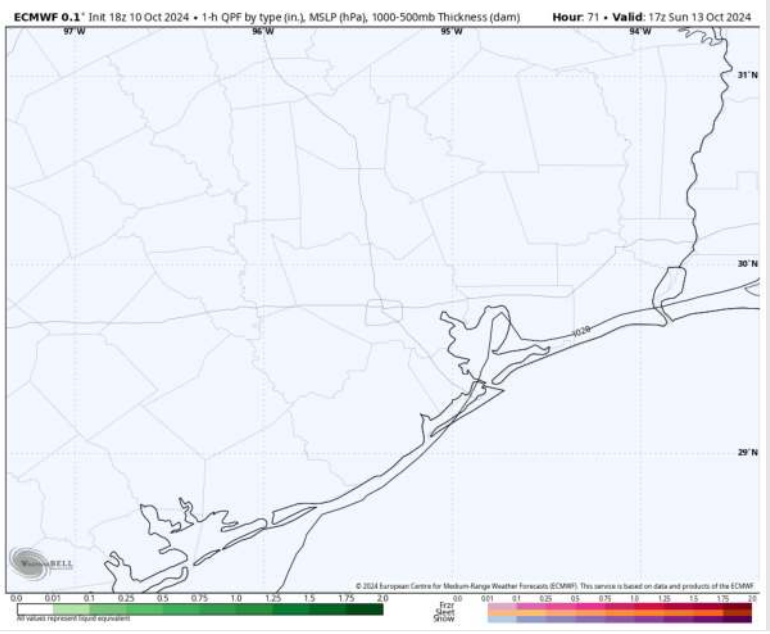
Houston Pilots: SUN. 10/13/2024



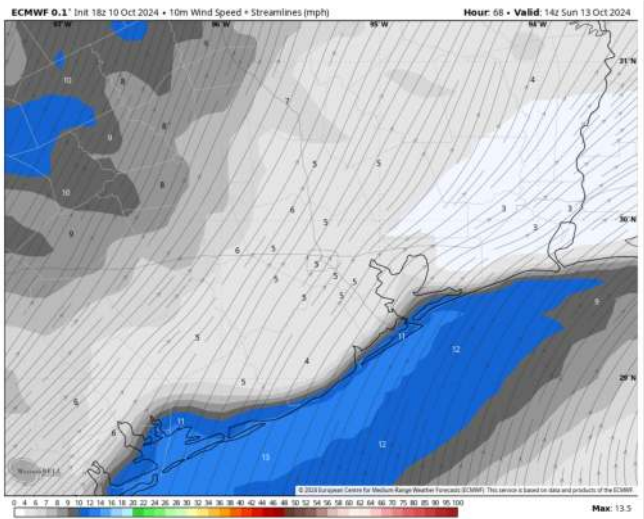
Forecast Discussion

- Precip:** Favoring dry conditions for Sunday.
- Wind:** Winds will out of the W/SW throughout the day. **N of Morgan's Point:** Winds will be at 4 – 8 kts for the rest of the day. **S of Morgan's Point:** Winds will be at 8 - 13 kts for the rest of the day.
- High Temps:** **N of Morgan's Point:** Mid 90s F. **S of Morgan's Point:** Mid 80s.
- Visibility:** Not anticipating any visibility concerns for Sunday.

Precip Image: 12 PM CT

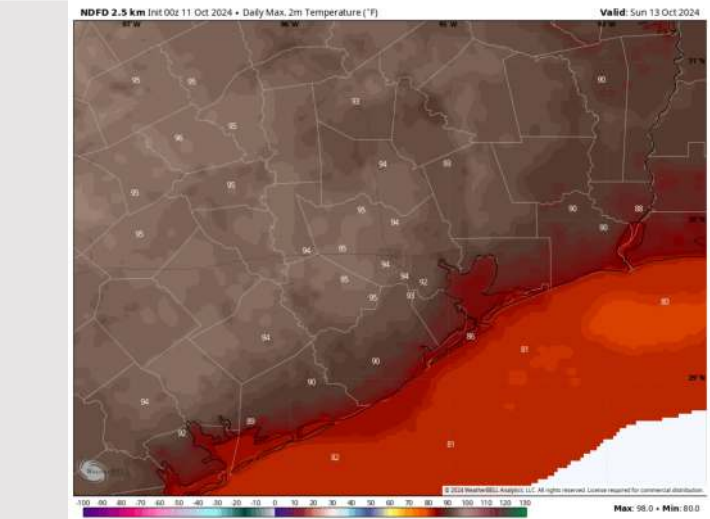


Wind Speed



Wind Speed
9 AM CT

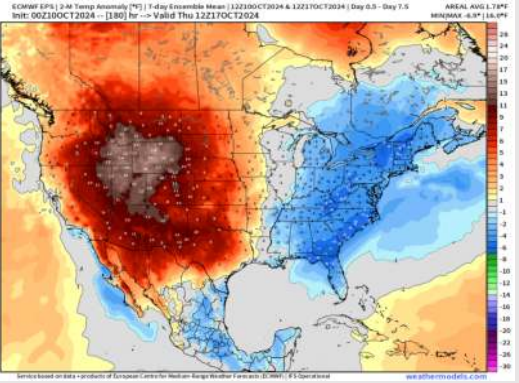
High Temps



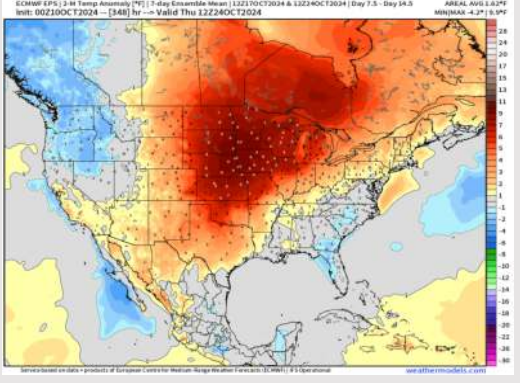
High Temps
Sunday

Houston Pilots: 10/11/24

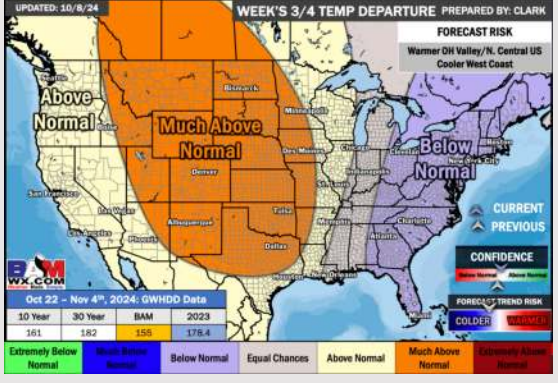
Next 7 Day Temperature Departure



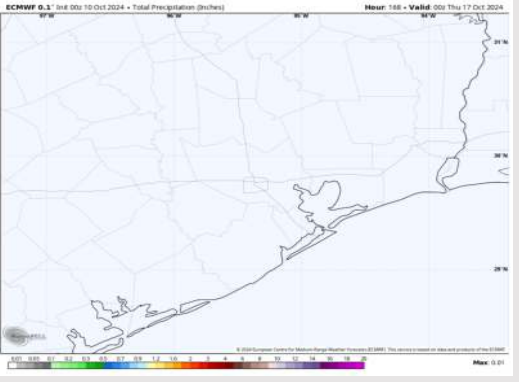
8-14 Day Temperature Departure



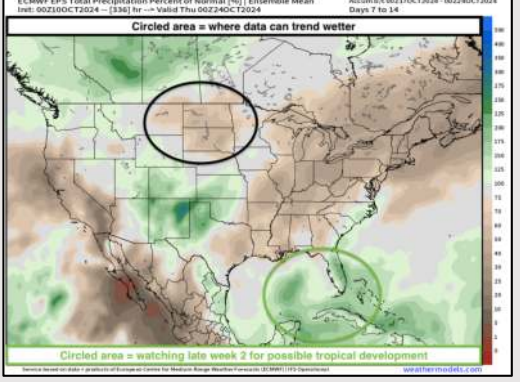
15-30 Day Temperature Departure



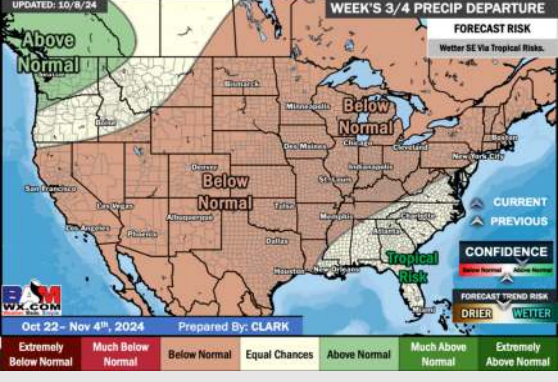
Next 7 Day Total Precipitation



8-14 Day % of Average Precip.



15-30 Day % of Average Precip.



- Temps are expected to be near to slightly above normal for the week 1 timeframe. Favoring dry conditions through the week 1 timeframe.
- Near normal temperatures are favored for week 2. Favoring precipitation to be below normal.
- Near normal temperatures and below normal precipitation chances are expected for the weeks 3/4 timeframe.