

Houston Pilots Forecast Package



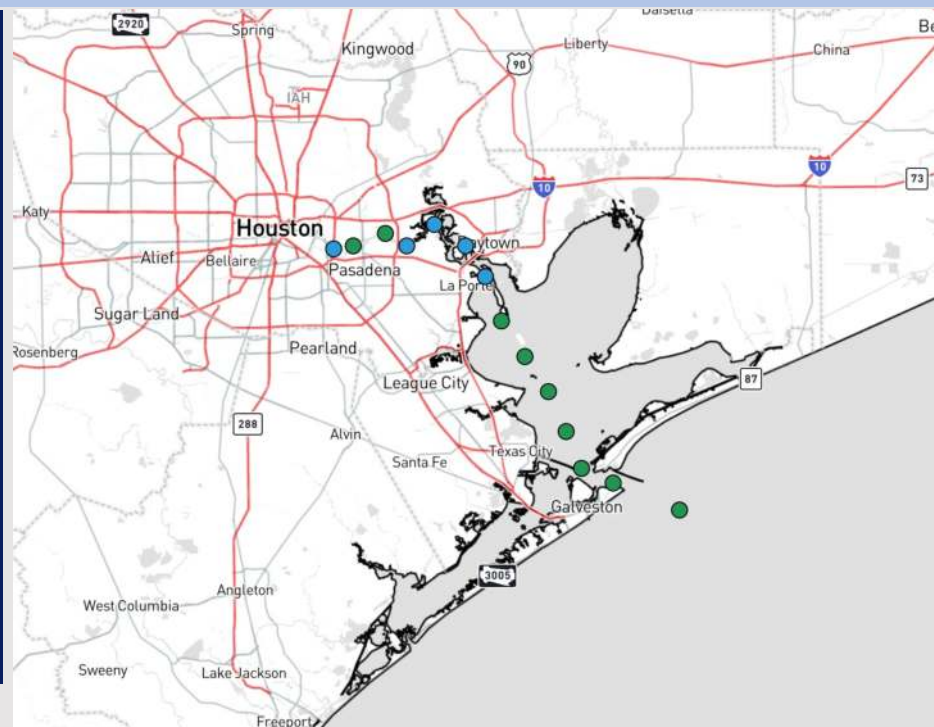
Updated: 12:30 PM CT

Wednesday, October 9, 2024

Forecaster: Hope Kleitsch

Weather Headlines

- Dry conditions are favored throughout the week.
- Gusts not favored to exceed 20kts for any stations over the next 72 hours.
- No visibility concerns in the next 72 hours.



Current Radar: 12:30 PM CT



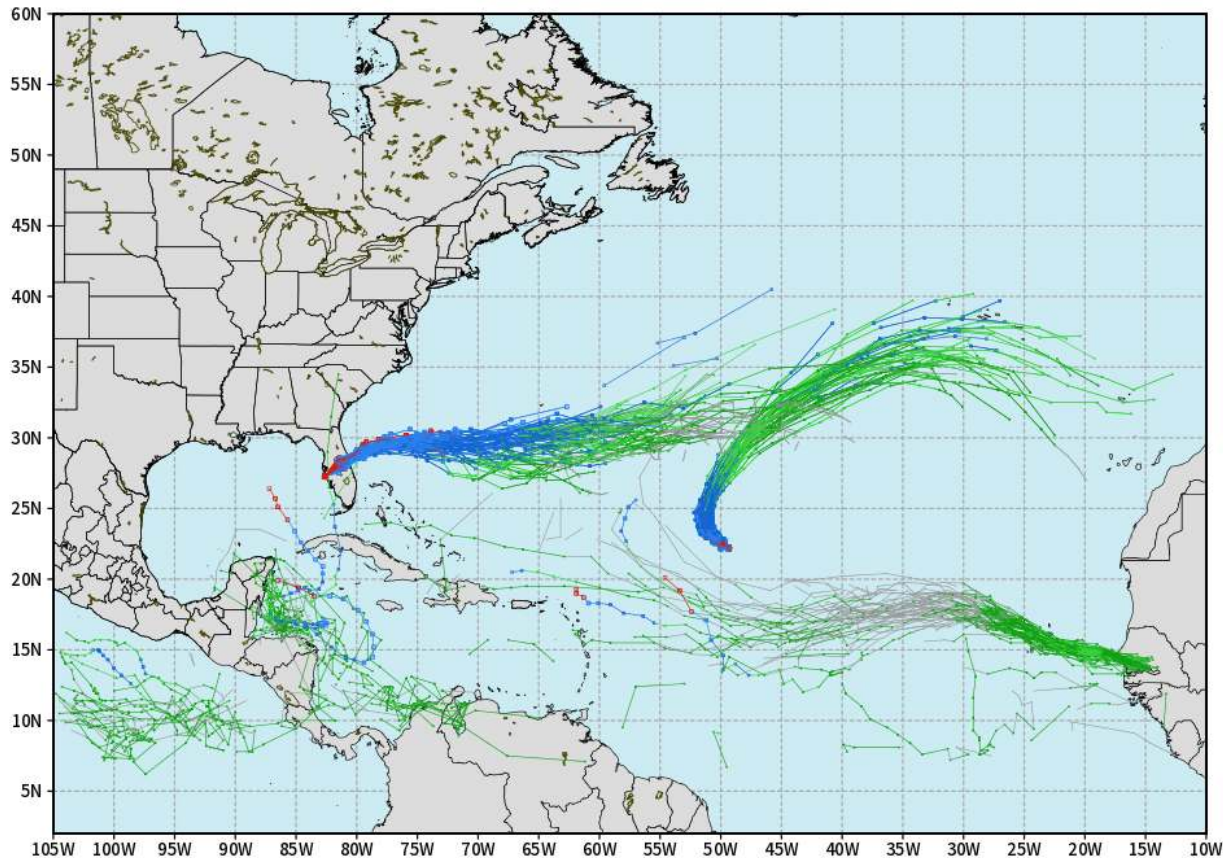
As always, please do not hesitate to reach out to us with any forecast questions via the chat option on Clarity or our on-call number, **(317)-560-8122** press **1** for forecast questions.

Houston Pilots Tropical Update

European Tropical Tracks - Next 10 Days

ECMWF ATLANTIC EPS Cyclone Locations --> Next [10-days]
INIT: 00Z10OCT2024 --> UNTIL 00Z20OCT2024

o-o ENSEMBLE MEAN
o-o 1000 - 1010 hPa
o-o 980 - 999 hPa
o-o 960 - 979 hPa
o-o 950 - 959 hPa
o-o < 950 hPa



weathermodels.com

There is a low-end threat in the Caribbean for additional development towards the end of next week, but no DIRECT threats for Houston favored in next 7-10 days.

Houston Pilots Visibility Chart (miles)



Forecast Confidence



Visibility	Thu 2 pm	Thu 3 pm	Thu 4 pm	Thu 5 pm	Thu 6 pm	Thu 7 pm	Thu 8 pm	Thu 9 pm	Thu 10 pm	Thu 11 pm	Fri 12 am	Fri 1 am	Fri 2 am	Fri 3 am	Fri 4 am	Fri 5 am	Fri 6 am	Fri 7 am	Fri 8 am	Fri 9 am	Fri 10 am	Fri 11 am	Fri 12 pm	Fri 1 pm
Houston Pilots N - 610 Bridge	10	10	10	10	10	10	10	10	10	10	10	10	10	10	10	10	10	10	10	10	10	10	10	10
Houston Pilots M - Kinder 1	10	10	10	10	10	10	10	10	10	10	10	10	10	10	10	10	10	10	10	10	10	10	10	10
Houston Pilots L - Greens Bayou	10	10	10	10	10	10	10	10	10	10	10	10	10	10	10	10	10	10	10	10	10	10	10	10
Houston Pilots K - Shell Crude	10	10	10	10	10	10	10	10	10	10	10	10	10	10	10	10	10	10	10	10	10	10	10	10
Houston Pilots J - Lynchburg Ferries	10	10	10	10	10	10	10	10	10	10	10	10	10	10	10	10	10	10	10	10	10	10	10	10
Houston Pilots I - Exxon 3	10	10	10	10	10	10	10	10	10	10	10	10	10	10	10	10	10	10	10	10	10	10	10	10
Houston Pilots H - Morgans Point	10	10	10	10	10	10	10	10	10	10	10	10	10	10	10	10	10	10	10	10	10	10	10	10
Houston Pilots G - 75/76	10	10	10	10	10	10	10	10	10	10	10	10	10	10	10	10	10	10	10	10	10	10	10	10
Houston Pilots F - 63/64	10	10	10	10	10	10	10	10	10	10	10	10	10	10	10	10	10	10	10	10	10	10	10	10
Houston Pilots E - 51/52	10	10	10	10	10	10	10	10	10	10	10	10	10	10	10	10	10	10	10	10	10	10	10	10
Houston Pilots D - 37/38	10	10	10	10	10	10	10	10	10	10	10	10	10	10	10	10	10	10	10	10	10	10	10	10
Houston Pilots C - 25/26	10	10	10	10	10	10	10	10	10	10	10	10	10	10	10	10	10	10	10	10	10	10	10	10
Houston Pilots B - 11/12	10	10	10	10	10	10	10	10	10	10	10	10	10	10	10	10	10	10	10	10	10	10	10	10
Houston Pilots A - 1 & 2 Bravo	10	10	10	10	10	10	10	10	10	10	10	10	10	10	10	10	10	10	10	10	10	10	10	10

NOTE: This is automated data that may/may not agree with the official BAM thinking that's found on the daily slides or special visibility report slides. This data should be used as a guide only

Houston Pilots Wind Chart



Forecast Confidence



Sustained wind 10 Knots
Gusts 15 Knots
Wind from the SE

Example
10
15
↙

Wind	Thu 2 pm	Thu 3 pm	Thu 4 pm	Thu 5 pm	Thu 6 pm	Thu 7 pm	Thu 8 pm	Thu 9 pm	Thu 10 pm	Thu 11 pm	Fri 12 am	Fri 1 am	Fri 2 am	Fri 3 am	Fri 4 am	Fri 5 am	Fri 6 am	Fri 7 am	Fri 8 am	Fri 9 am	Fri 10 am	Fri 11 am	Fri 12 pm	Fri 1 pm
Houston Pilots N - 610 Bridge	6 12 ↘	6 13 ↘	6 13 ↘	6 14 ↘	6 13 ↘	6 12 ↘	6 10 ↘	5 9 ↘	3 8 ↘	3 7 ↘	2 6 ↘	1 5 ↘	1 5 ↘	1 5 ↘	1 5 ↘	2 5 ↘	2 5 ↘	2 6 ↘	3 6 ↘	3 6 ↘	3 6 ↘	3 7 ↘	3 7 ↘	3 7 ↘
Houston Pilots M - Kinder 1	6 12 ↘	6 13 ↘	6 13 ↘	6 14 ↘	6 13 ↘	6 12 ↘	6 10 ↘	5 9 ↘	3 8 ↘	3 7 ↘	2 6 ↘	1 5 ↘	1 5 ↘	1 5 ↘	1 5 ↘	2 5 ↘	2 5 ↘	2 6 ↘	3 6 ↘	3 6 ↘	3 6 ↘	3 7 ↘	3 7 ↘	3 7 ↘
Houston Pilots L - Greens Bayou	6 12 ↘	6 13 ↘	6 13 ↘	6 14 ↘	6 13 ↘	6 12 ↘	5 10 ↘	3 9 ↘	3 8 ↘	3 7 ↘	2 6 ↘	1 5 ↘	1 3 ↘	1 5 ↘	2 5 ↘	2 5 ↘	2 5 ↘	3 6 ↘	3 7 ↘	3 6 ↘	3 7 ↘	3 7 ↘	3 7 ↘	3 7 ↘
Houston Pilots K - Shell Crude	6 12 ↘	6 13 ↘	6 13 ↘	6 13 ↘	6 13 ↘	6 12 ↘	5 10 ↘	3 9 ↘	3 7 ↘	3 7 ↘	2 6 ↘	1 5 ↘	1 3 ↘	1 5 ↘	2 5 ↘	2 5 ↘	2 5 ↘	3 6 ↘	3 7 ↘	3 6 ↘	3 7 ↘	3 7 ↘	3 7 ↘	3 7 ↘
Houston Pilots J - Lynchburg Ferries	6 12 ↘	6 12 ↘	6 13 ↘	6 13 ↘	6 13 ↘	6 12 ↘	5 10 ↘	3 8 ↘	3 7 ↘	2 6 ↘	1 5 ↘	1 3 ↘	1 3 ↘	1 3 ↘	1 5 ↘	2 5 ↘	2 5 ↘	2 6 ↘	3 6 ↘	3 6 ↘	3 6 ↘	3 7 ↘	3 7 ↘	3 7 ↘
Houston Pilots I - Exxon 3	8 13 ↘	8 14 ↘	8 14 ↘	8 15 ↘	8 14 ↘	8 13 ↘	7 12 ↘	6 9 ↘	6 9 ↘	6 7 ↘	5 6 ↘	3 6 ↘	3 6 ↘	3 6 ↘	5 6 ↘	6 7 ↘	6 7 ↘	6 8 ↘	6 8 ↘	6 8 ↘	6 8 ↘	6 8 ↘	5 8 ↘	5 8 ↘
Houston Pilots H - Morgans Point	7 13 ↘	8 13 ↘	8 14 ↘	8 14 ↘	8 13 ↘	8 13 ↘	7 12 ↘	6 9 ↘	6 9 ↘	6 7 ↘	5 7 ↘	3 6 ↘	3 6 ↘	3 6 ↘	5 6 ↘	6 7 ↘	6 7 ↘	6 8 ↘	6 8 ↘	6 8 ↘	6 8 ↘	6 8 ↘	5 9 ↘	5 9 ↘
Houston Pilots G - 75/76	7 13 ↘	7 13 ↘	7 14 ↘	8 14 ↘	8 13 ↘	8 13 ↘	8 13 ↘	7 10 ↘	7 8 ↘	6 7 ↘	6 7 ↘	5 7 ↘	5 7 ↘	5 7 ↘	6 7 ↘	6 8 ↘	6 8 ↘	7 9 ↘	7 9 ↘	7 9 ↘	7 10 ↘	6 10 ↘	6 9 ↘	6 9 ↘
Houston Pilots F - 63/64	6 13 ↘	6 13 ↘	6 13 ↘	7 13 ↘	7 13 ↘	8 13 ↘	8 13 ↘	7 10 ↘	6 8 ↘	6 7 ↘	6 7 ↘	5 7 ↘	5 7 ↘	5 7 ↘	6 7 ↘	6 8 ↘	6 8 ↘	7 9 ↘	7 9 ↘	7 9 ↘	7 10 ↘	6 10 ↘	6 9 ↘	6 9 ↘
Houston Pilots E - 51/52	7 13 ↘	6 13 ↘	6 12 ↘	6 12 ↘	6 13 ↘	7 13 ↘	8 13 ↘	7 10 ↘	6 8 ↘	6 7 ↘	5 7 ↘	5 7 ↘	3 7 ↘	5 7 ↘	6 7 ↘	6 9 ↘	6 9 ↘	6 10 ↘	7 12 ↘	7 10 ↘	7 10 ↘	7 10 ↘	6 10 ↘	6 9 ↘
Houston Pilots D - 37/38	7 13 ↘	6 13 ↘	6 12 ↘	6 12 ↘	6 13 ↘	7 13 ↘	8 13 ↘	7 10 ↘	6 8 ↘	6 7 ↘	6 7 ↘	5 7 ↘	5 7 ↘	3 7 ↘	5 7 ↘	6 8 ↘	6 9 ↘	6 9 ↘	7 10 ↘	7 12 ↘	7 10 ↘	7 10 ↘	6 10 ↘	6 9 ↘
Houston Pilots C - 25/26	8 14 ↘	7 13 ↘	6 12 ↘	6 12 ↘	6 12 ↘	7 12 ↘	8 13 ↘	7 10 ↘	6 9 ↘	6 7 ↘	5 7 ↘	5 7 ↘	3 7 ↘	5 7 ↘	6 8 ↘	6 9 ↘	6 9 ↘	7 10 ↘	7 12 ↘	7 10 ↘	7 10 ↘	7 12 ↘	6 10 ↘	6 10 ↘
Houston Pilots B - 11/12	8 14 ↘	7 13 ↘	7 13 ↘	6 12 ↘	6 12 ↘	7 12 ↘	8 12 ↘	7 10 ↘	6 9 ↘	6 8 ↘	5 7 ↘	3 7 ↘	3 7 ↘	3 7 ↘	5 8 ↘	6 9 ↘	6 9 ↘	6 10 ↘	7 12 ↘	7 12 ↘	7 12 ↘	7 12 ↘	7 12 ↘	6 10 ↘
Houston Pilots A - 1 & 2 Bravo	8 15 ↘	8 14 ↘	7 13 ↘	7 13 ↘	7 13 ↘	7 13 ↘	8 13 ↘	7 10 ↘	7 10 ↘	6 9 ↘	6 8 ↘	6 8 ↘	5 7 ↘	6 8 ↘	6 9 ↘	7 10 ↘	7 12 ↘	7 12 ↘	8 13 ↘	8 13 ↘	8 13 ↘	8 13 ↘	8 13 ↘	7 12 ↘

NOTE: This is automated data that may/may not agree with the official BAM thinking that's found on the daily slides. This data should be used as a guide only.

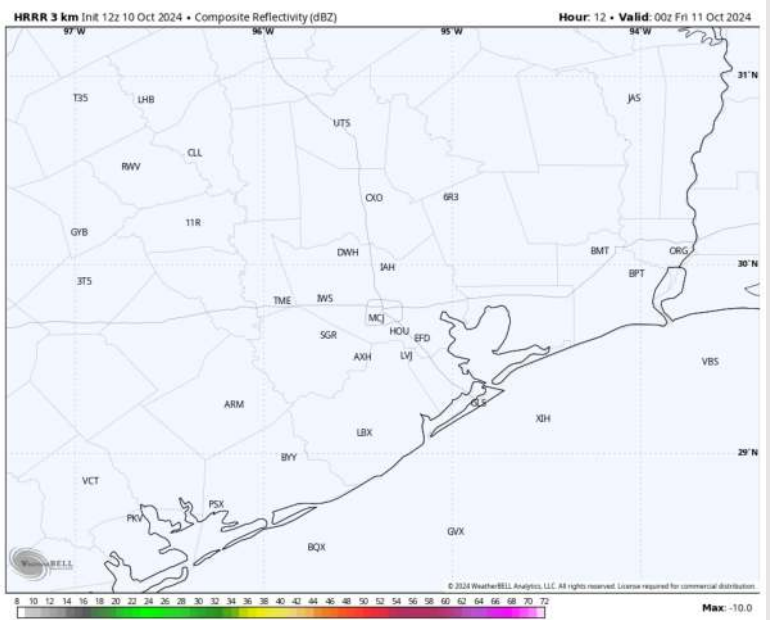
Houston Pilots: THU. 10/10/2024



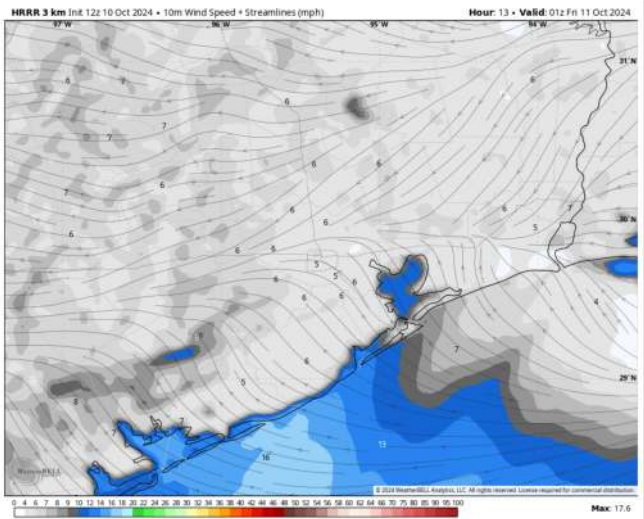
Forecast Discussion

- Precip:** Favoring dry conditions for the rest of today.
- Wind:** Winds will continue to be generally out of the NE through 4PM before shifting out of the E/ESE for the remainder of the day. **N of Morgan's Point:** Winds will be at 3 - 7 kts for the rest of the day. **S of Morgan's Point:** Winds will be at 7 - 12 kts for the rest of the day.
- Low Temps:** **N of Morgan's Point:** Mid 60s F. **S of Morgan's Point:** Mid to upper 70s.
- Visibility:** Not anticipating any visibility concerns for today.

Precip Image: 7 PM CT

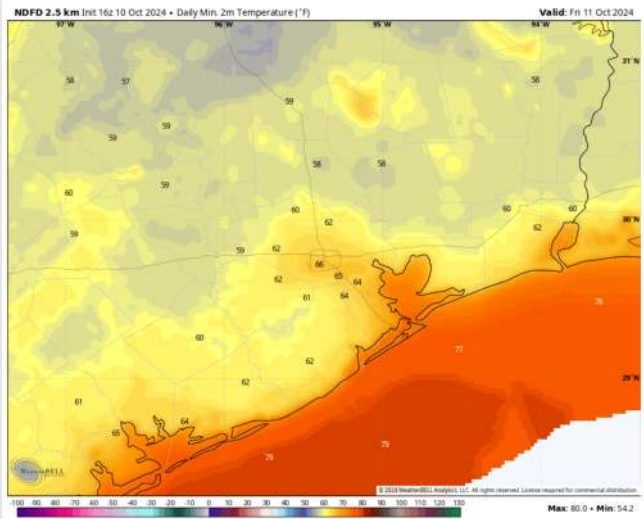


Wind Speed 8 PM CT



Wind Speed
8 PM CT

Low Temps FRI AM



Low Temps
FRI AM

Houston Pilots: FRI. 10/11/2024



Forecast Discussion

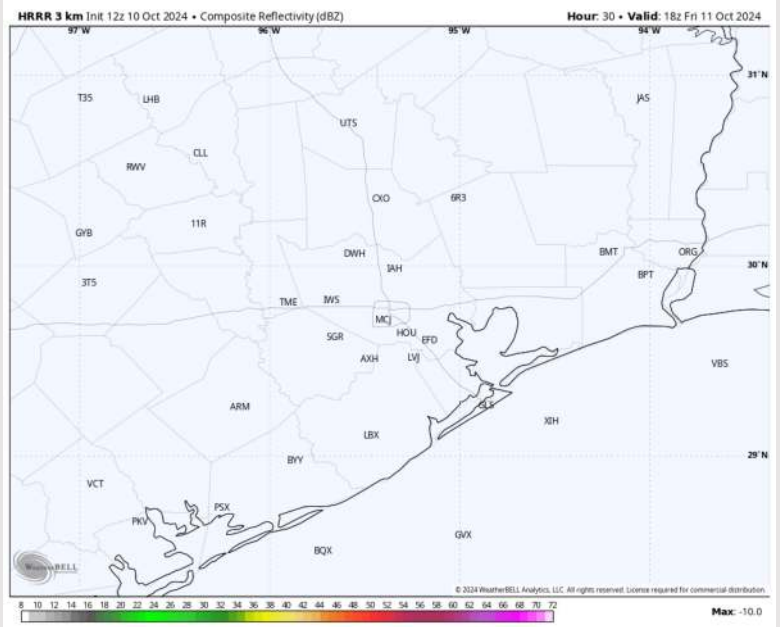
Precip: Favoring dry conditions for Friday.

Wind: Winds will be rather variable in the early AM before settling out of the NE by 4 AM. Through the day, winds will rotate clockwise, settling out of the SE by 6 PM. **N of Morgan's Point:** Winds will be at 3 – 6 kts. **S of Morgan's Point:** Winds will be 5 – 10 kts through Friday.

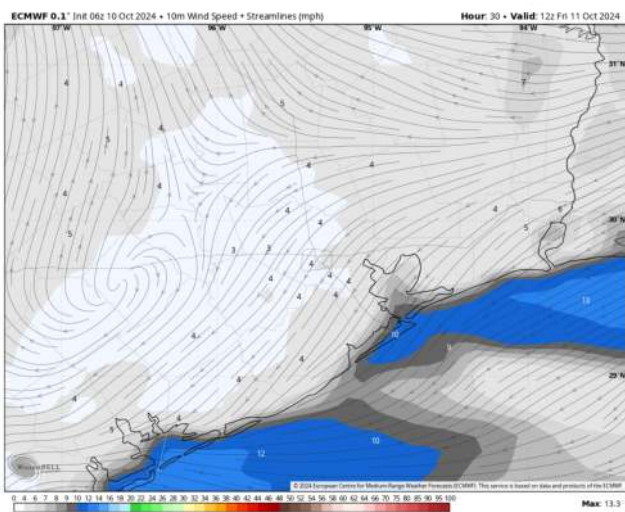
High Temps: **N of Morgan's Point:** Upper 80s to low 90s F. **S of Morgan's Point:** Low to mid 80s F.

Visibility: Not favoring any fog concerns for Friday.

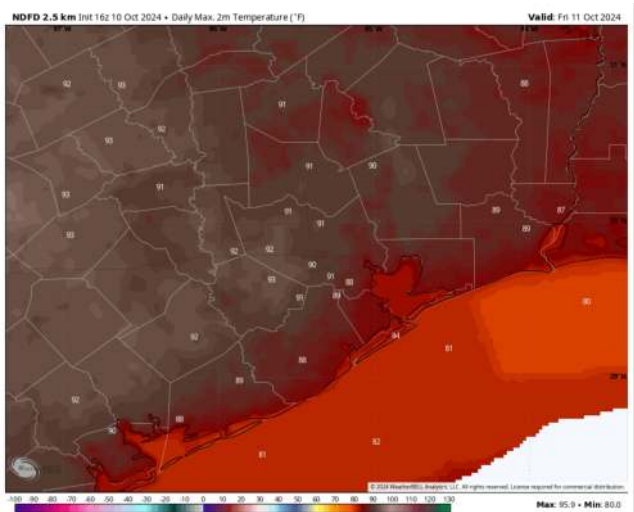
Precip Image: 1 PM CT



Wind Speed:
7 AM CT



High Temps
Friday



Houston Pilots: SAT. 10/12/2024



Forecast Discussion

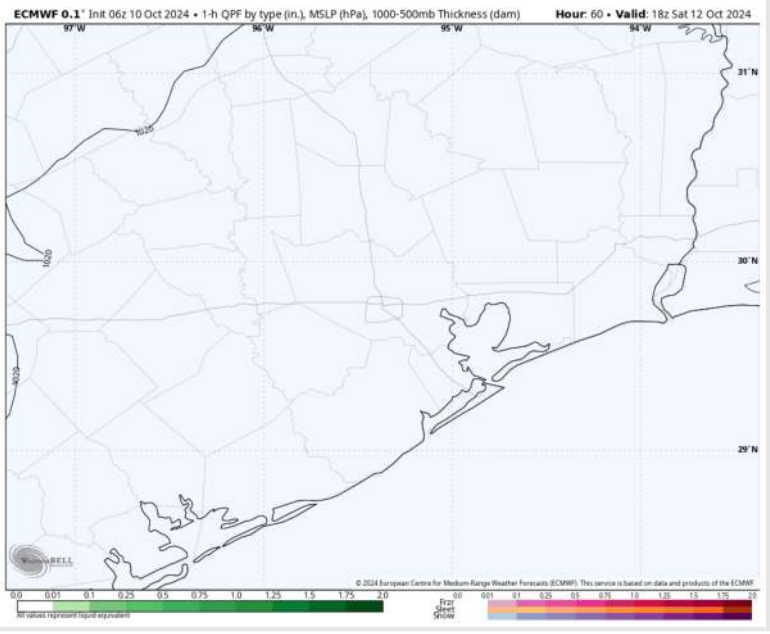
Precip: Favoring dry conditions for Saturday.

Wind: Winds will be generally out of the SE through 9 AM, becoming variable through 4 PM, then winds are expected to shift back out of the SE. **N of Morgan's Point:** Winds will be sustained at 3 - 7 kts for the entire day. **S of Morgan's Point:** Winds will be at 3 - 7 kts through 7 PM. After 7 PM, winds will increase to 8 - 13 kts through the rest of the night.

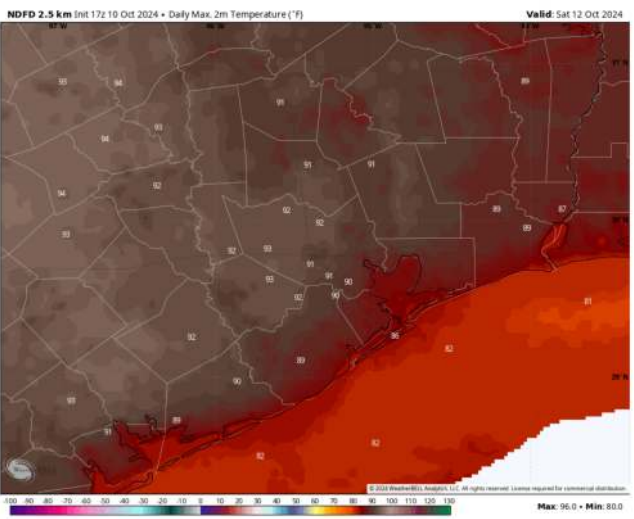
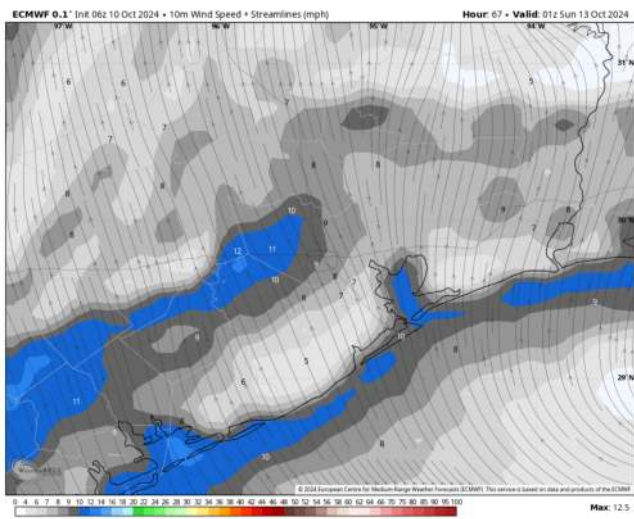
High Temps: **N of Morgan's Point:** Low 90s F. **S of Morgan's Point:** Mid 80s F

Visibility: Not anticipating any visibility concerns for Saturday.

Precip Image: 1 PM CT



Wind Speed:
8 PM CT

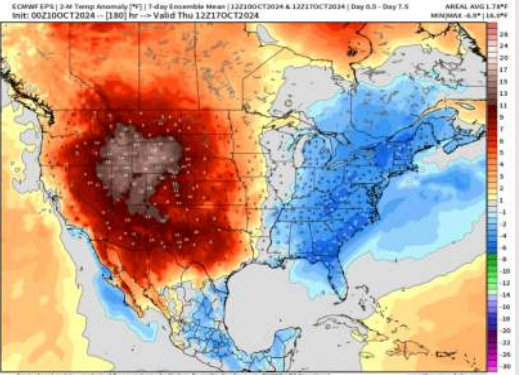


High Temps
Saturday

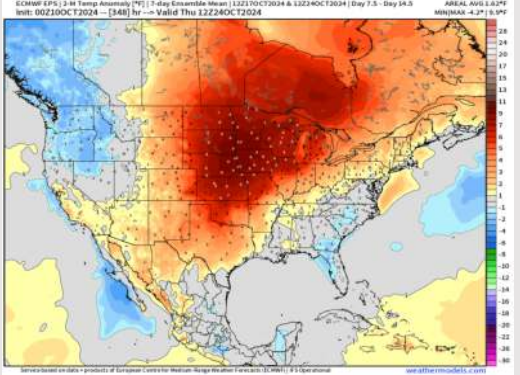
Houston Pilots: 10/10/24



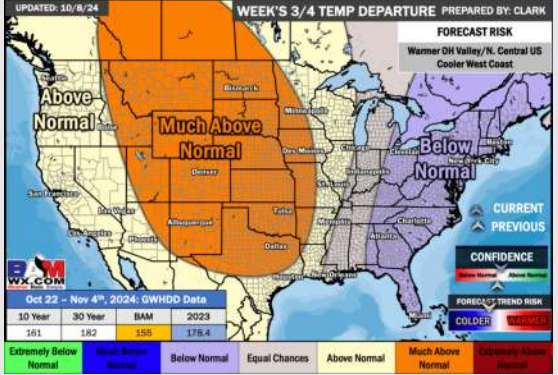
Next 7 Day Temperature Departure



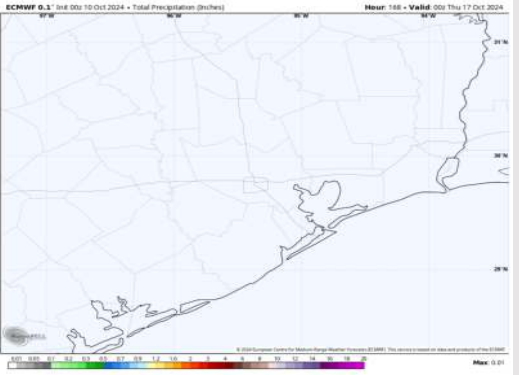
8-14 Day Temperature Departure



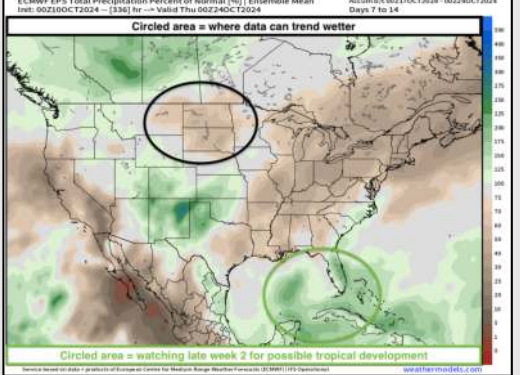
15-30 Day Temperature Departure



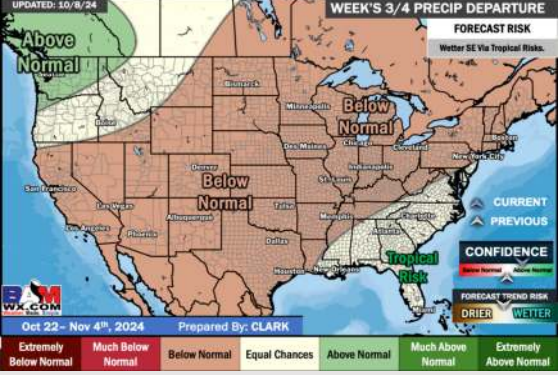
Next 7 Day Total Precipitation



8-14 Day % of Average Precip.



15-30 Day % of Average Precip.



- Temps are expected to be near to slightly above normal for the week 1 timeframe. Favoring dry conditions through the week 1 timeframe.
- Near normal temperatures are favored for week 2. Favoring precipitation to be below normal.
- Near normal temperatures and below normal precipitation chances are expected for the weeks 3/4 timeframe.