

Houston Pilots Forecast Package



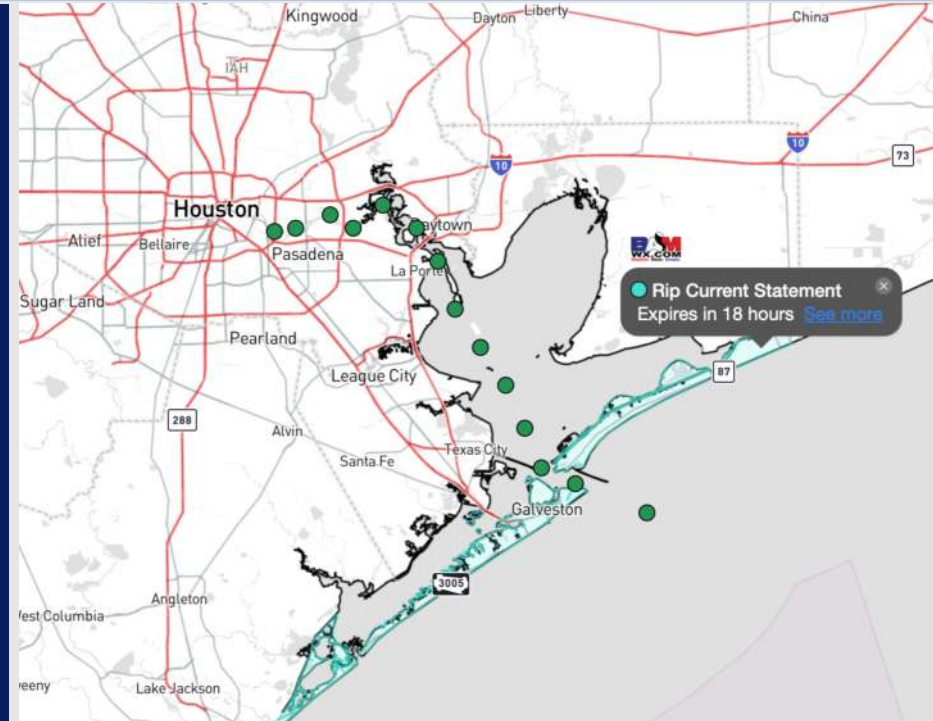
Updated: 1:15 PM CT

Monday, October 7, 2024

Forecaster: Alyssa Elliott

Weather Headlines

- Dry conditions are favored throughout the week.
- Not anticipating any visibility concerns for stations.
- **Hurricane Milton has officially developed in the SW Gulf of Mexico. No impacts for Houston favored! See Latest Tropical Update below!**



Current Radar: 12:40 PM CT



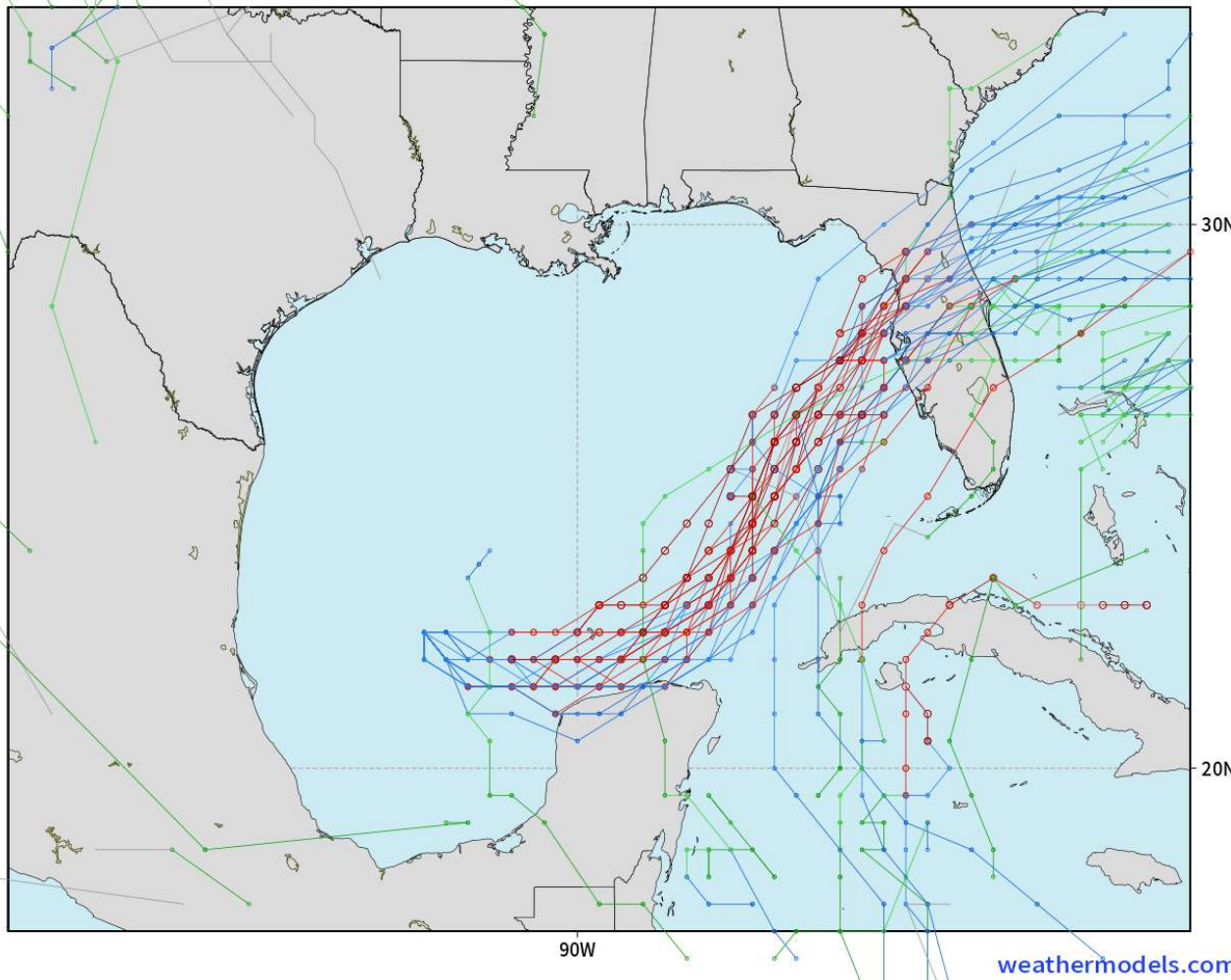
As always, please do not hesitate to reach out to us with any forecast questions via the chat option on Clarity or our on-call number, **(317)-560-8122** press **1** for forecast questions.

Houston Pilots Tropical Update

American Model Next 10 Days - Tropical Tracks

NOAA GEFSv12 | All Ensemble Cyclones +240 Hours
INIT: 00Z07OCT2024 --> UNTIL 00Z17OCT2024

o-o > 1010 hPa
o-o 1000 - 1010 hPa
o-o 980 - 999 hPa
o-o 960 - 979 hPa
o-o 950 - 959 hPa
o-o < 950 hPa



Hurricane Milton continues to work E/NE towards the W. Coast of FL.

No impacts are favored for Houston at this time with system to remain further S/SE. **Due to this, we are not activating the Victor Port Trigger**

Houston Pilots Tropical Update

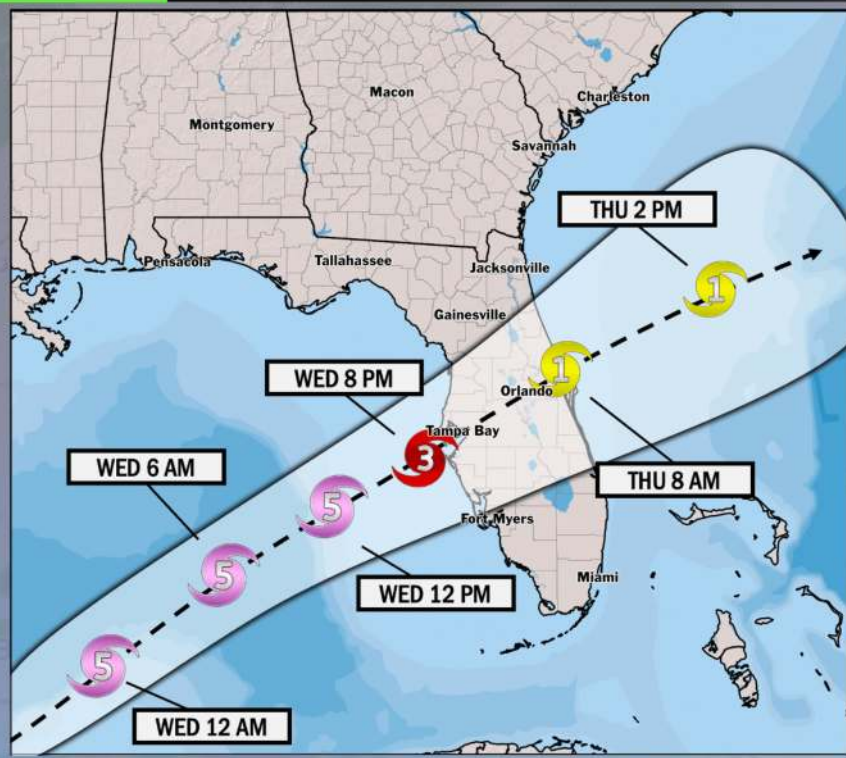


Hurricane Milton Update

TROPICAL INSIGHT

8:20 AM ET Monday, October 7, 2024

Forecaster: Griffin



TIMING: WED 10/9 – THU 10/10

FORECAST NOTES:

- ✓ Hurricane Milton is favored to intensify into a Major Hurricane as it approaches the Gulf Coast of FL
- ✓ We currently have Milton making landfall as a high Cat 3 – we are watching trends closely for an upgrade to Cat 4.
- ✓ Regardless, significant impacts expected to western FL.



Houston Pilots Visibility Chart (miles)



Forecast Confidence



Visibility	Mon 2 pm	Mon 3 pm	Mon 4 pm	Mon 5 pm	Mon 6 pm	Mon 7 pm	Mon 8 pm	Mon 9 pm	Mon 10 pm	Mon 11 pm	Tue 12 am	Tue 1 am	Tue 2 am	Tue 3 am	Tue 4 am	Tue 5 am	Tue 6 am	Tue 7 am	Tue 8 am	Tue 9 am	Tue 10 am	Tue 11 am	Tue 12 pm	Tue 1 pm
Houston Pilots N - 610 Bridge	10	10	10	10	10	10	10	10	10	10	10	10	10	10	10	10	10	10	10	10	10	10	10	10
Houston Pilots M - Kinder 1	10	10	10	10	10	10	10	10	10	10	10	10	10	10	10	10	10	10	10	10	10	10	10	10
Houston Pilots L - Greens Bayou	10	10	10	10	10	10	10	10	10	10	10	10	10	10	10	10	10	10	10	10	10	10	10	10
Houston Pilots K - Shell Crude	10	10	10	10	10	10	10	10	10	10	10	10	10	10	10	10	10	10	10	10	10	10	10	10
Houston Pilots J - Lynchburg Ferries	10	10	10	10	10	10	10	10	10	10	10	10	10	10	10	10	10	10	10	10	10	10	10	10
Houston Pilots I - Exxon 3	10	10	10	10	10	10	10	10	10	10	10	10	10	10	10	10	10	10	10	10	10	10	10	10
Houston Pilots H - Morgans Point	10	10	10	10	10	10	10	10	10	10	10	10	10	10	10	10	10	10	10	10	10	10	10	10
Houston Pilots G - 75/76	10	10	10	10	10	10	10	10	10	10	10	10	10	10	10	10	10	10	10	10	10	10	10	10
Houston Pilots F - 63/64	10	10	10	10	10	10	10	10	10	10	10	10	10	10	10	10	10	10	10	10	10	10	10	10
Houston Pilots E - 51/52	10	10	10	10	10	10	10	10	10	10	10	10	10	10	10	10	10	10	10	10	10	10	10	10
Houston Pilots D - 37/38	10	10	10	10	10	10	10	10	10	10	10	10	10	10	10	10	10	10	10	10	10	10	10	10
Houston Pilots C - 25/26	10	10	10	10	10	10	10	10	10	10	10	10	10	10	10	10	10	10	10	10	10	10	10	10
Houston Pilots B - 11/12	10	10	10	10	10	10	10	10	10	10	10	10	10	10	10	10	10	10	10	10	10	10	10	10
Houston Pilots A - 1 & 2 Bravo	10	10	10	10	10	10	10	10	10	10	10	10	10	10	10	10	10	10	10	10	10	10	10	10

NOTE: This is automated data that may/may not agree with the official BAM thinking that's found on the daily slides or special visibility report slides. This data should be used as a guide only

Houston Pilots Wind Chart



Forecast Confidence



Sustained wind 10 Knots
Gusts 15 Knots
Wind from the SE

Example
10
15
↙

Wind	Mon 2 pm	Mon 3 pm	Mon 4 pm	Mon 5 pm	Mon 6 pm	Mon 7 pm	Mon 8 pm	Mon 9 pm	Mon 10 pm	Mon 11 pm	Tue 12 am	Tue 1 am	Tue 2 am	Tue 3 am	Tue 4 am	Tue 5 am	Tue 6 am	Tue 7 am	Tue 8 am	Tue 9 am	Tue 10 am	Tue 11 am	Tue 12 pm	Tue 1 pm
Houston Pilots N - 610 Bridge	10 ↙	10 ↙	9 ↙	9 ↙	8 ↙	7 ↙	6 ↙	5 ↙	3 ↙	3 ↙	3 ↙	3 ↙	3 ↙	3 ↙	5 ↙	6 ↙	6 ↙	6 ↙	6 ↙	7 ↙	8 ↙	8 ↙	8 ↙	8 ↙
Houston Pilots M - Kinder 1	10 ↙	10 ↙	10 ↙	9 ↙	8 ↙	7 ↙	6 ↙	5 ↙	3 ↙	3 ↙	3 ↙	3 ↙	3 ↙	3 ↙	5 ↙	6 ↙	6 ↙	6 ↙	6 ↙	7 ↙	8 ↙	8 ↙	8 ↙	8 ↙
Houston Pilots L - Greens Bayou	10 ↙	10 ↙	10 ↙	9 ↙	8 ↙	7 ↙	6 ↙	5 ↙	3 ↙	3 ↙	3 ↙	3 ↙	3 ↙	3 ↙	5 ↙	6 ↙	6 ↙	6 ↙	6 ↙	7 ↙	8 ↙	8 ↙	8 ↙	8 ↙
Houston Pilots K - Shell Crude	10 ↙	10 ↙	10 ↙	8 ↙	8 ↙	7 ↙	6 ↙	5 ↙	3 ↙	3 ↙	3 ↙	3 ↙	3 ↙	3 ↙	5 ↙	6 ↙	6 ↙	6 ↙	6 ↙	7 ↙	8 ↙	8 ↙	8 ↙	8 ↙
Houston Pilots J - Lynchburg Ferries	10 ↙	10 ↙	9 ↙	8 ↙	8 ↙	7 ↙	6 ↙	3 ↙	3 ↙	3 ↙	3 ↙	3 ↙	3 ↙	3 ↙	5 ↙	5 ↙	6 ↙	6 ↙	6 ↙	7 ↙	7 ↙	8 ↙	8 ↙	8 ↙
Houston Pilots I - Exxon 3	13 ↙	13 ↙	13 ↙	12 ↙	10 ↙	9 ↙	8 ↙	7 ↙	6 ↙	6 ↙	6 ↙	6 ↙	7 ↙	8 ↙	8 ↙	10 ↙	10 ↙	10 ↙	10 ↙	10 ↙	10 ↙	10 ↙	10 ↙	10 ↙
Houston Pilots H - Morgans Point	13 ↙	13 ↙	12 ↙	10 ↙	10 ↙	9 ↙	8 ↙	7 ↙	6 ↙	6 ↙	6 ↙	6 ↙	7 ↙	8 ↙	8 ↙	10 ↙	10 ↙	10 ↙	10 ↙	10 ↙	10 ↙	10 ↙	10 ↙	10 ↙
Houston Pilots G - 75/76	21 ↙	20 ↙	20 ↙	17 ↙	17 ↙	15 ↙	13 ↙	12 ↙	10 ↙	7 ↙	7 ↙	8 ↙	8 ↙	9 ↙	10 ↙	12 ↙	13 ↙	13 ↙	13 ↙	13 ↙	20 ↙	20 ↙	18 ↙	17 ↙
Houston Pilots F - 63/64	13 ↙	12 ↙	10 ↙	10 ↙	9 ↙	8 ↙	8 ↙	7 ↙	7 ↙	7 ↙	7 ↙	8 ↙	8 ↙	9 ↙	10 ↙	12 ↙	13 ↙	13 ↙	13 ↙	13 ↙	13 ↙	13 ↙	13 ↙	12 ↙
Houston Pilots E - 51/52	13 ↙	12 ↙	10 ↙	9 ↙	9 ↙	8 ↙	7 ↙	7 ↙	7 ↙	7 ↙	7 ↙	8 ↙	8 ↙	9 ↙	10 ↙	12 ↙	13 ↙	13 ↙	14 ↙	14 ↙	14 ↙	13 ↙	13 ↙	12 ↙
Houston Pilots D - 37/38	13 ↙	12 ↙	10 ↙	9 ↙	8 ↙	8 ↙	7 ↙	7 ↙	6 ↙	7 ↙	7 ↙	8 ↙	8 ↙	9 ↙	10 ↙	12 ↙	13 ↙	13 ↙	14 ↙	14 ↙	14 ↙	13 ↙	13 ↙	13 ↙
Houston Pilots C - 25/26	13 ↙	12 ↙	10 ↙	9 ↙	8 ↙	8 ↙	7 ↙	6 ↙	6 ↙	6 ↙	7 ↙	7 ↙	8 ↙	9 ↙	10 ↙	12 ↙	13 ↙	13 ↙	13 ↙	13 ↙	13 ↙	13 ↙	13 ↙	12 ↙
Houston Pilots B - 11/12	13 ↙	12 ↙	10 ↙	9 ↙	8 ↙	7 ↙	6 ↙	6 ↙	6 ↙	6 ↙	6 ↙	6 ↙	7 ↙	8 ↙	9 ↙	10 ↙	12 ↙	12 ↙	13 ↙	13 ↙	13 ↙	13 ↙	13 ↙	13 ↙
Houston Pilots A - 1 & 2 Bravo	14 ↙	13 ↙	12 ↙	10 ↙	9 ↙	8 ↙	7 ↙	7 ↙	7 ↙	8 ↙	8 ↙	8 ↙	9 ↙	10 ↙	13 ↙	13 ↙	15 ↙	15 ↙	15 ↙	15 ↙	15 ↙	15 ↙	15 ↙	14 ↙

NOTE: This is automated data that may/may not agree with the official BAM thinking that's found on the daily slides. This data should be used as a guide only.

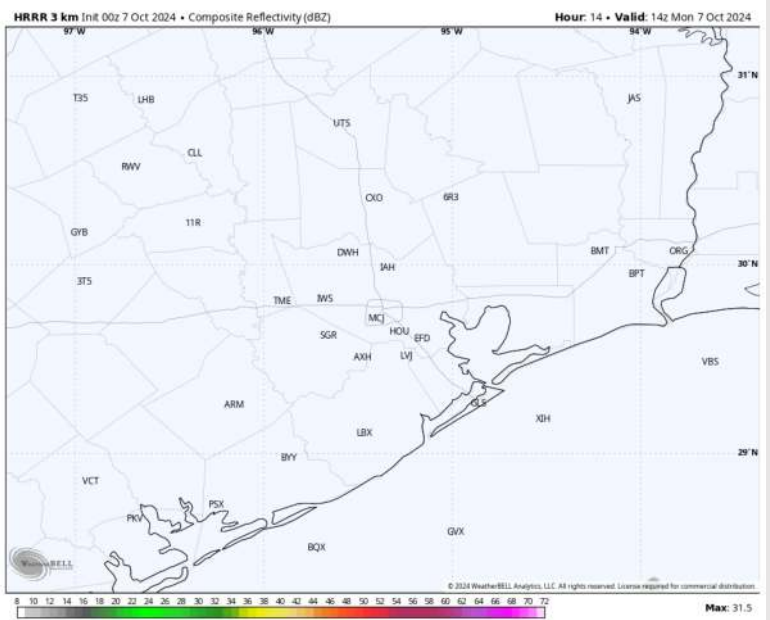
Houston Pilots: MON. 10/7/2024



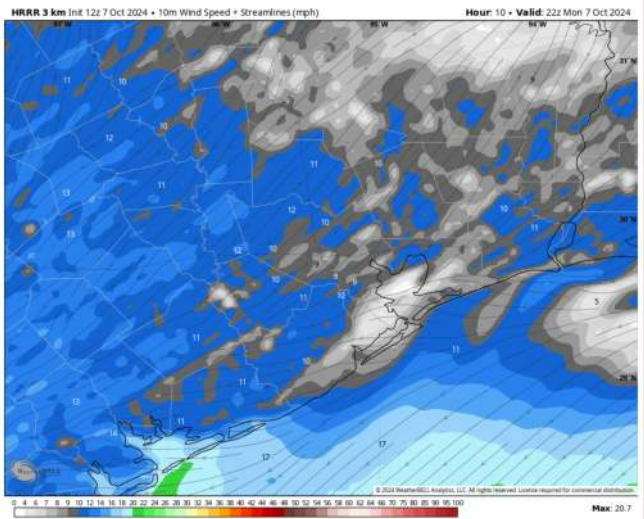
Forecast Discussion

- Precip:** Favoring dry conditions for this PM.
- Wind:** Winds will be generally out of the NE through the day.
N of Morgan's Point: Winds will be at 8 – 13 kts through 6PM. After 6 PM winds drop to 2 – 7 kts.
S of Morgan's Point: Winds will be at 10 – 15 kts today, with slightly higher speeds of 13 - 18 kts near the Boarding Station.
- Low Temps:** **N of Morgan's Point:** Lower 70s F. **S of Morgan's Point:** Mid 70s F.
- Visibility:** Not anticipating any visibility concerns for today.

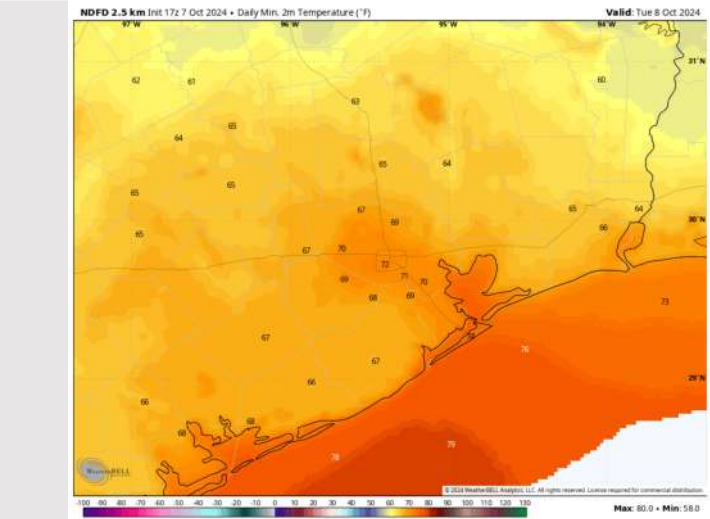
Precip Image: 6 PM CT



Wind Speed 5 PM CT



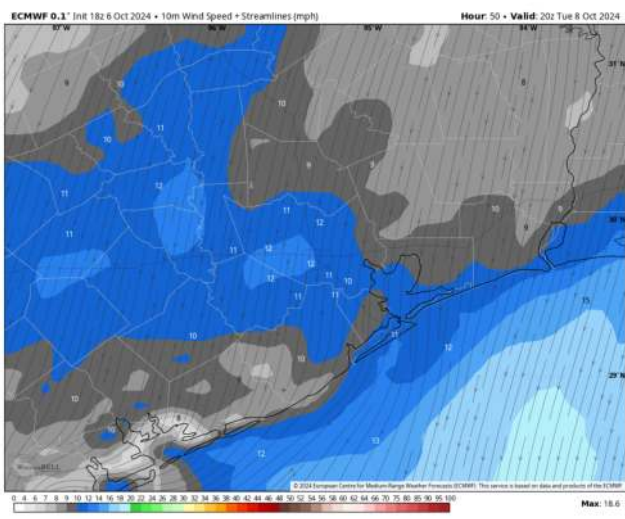
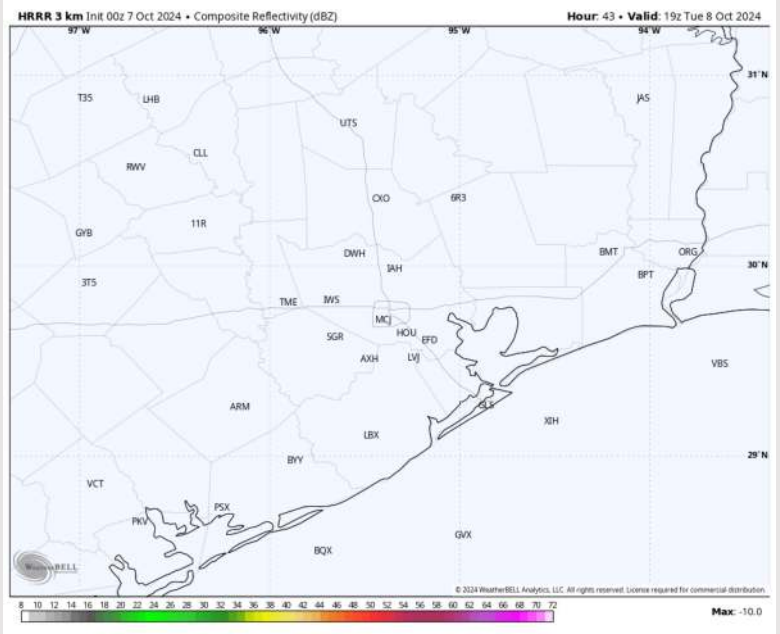
Low Temps TUE AM



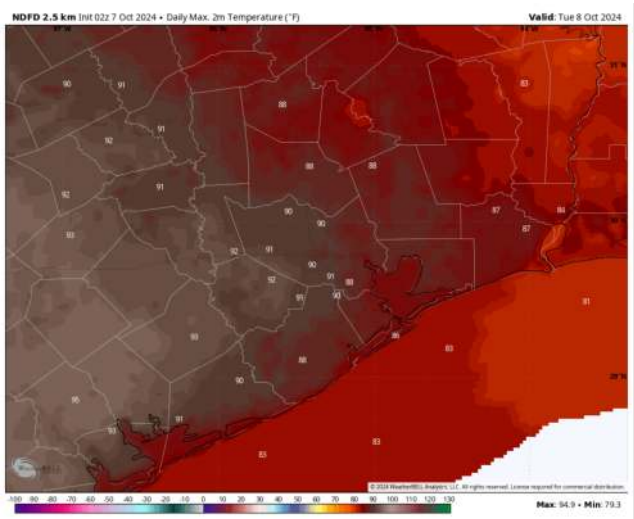
Forecast Discussion

- Precip:** Favoring dry conditions for Tuesday.
- Wind:** Winds will be out of the ENE throughout the day. **N of Morgan's Point:** Winds will be at 5 – 10 kts throughout the day on Tuesday. **S of Morgan's Point:** Winds will be at 9 – 14 kts throughout the day.
- High Temps:** **N of Morgan's Point:** Upper 80s to lower 90s F. **S of Morgan's Point:** Low-Mid 80s F.
- Visibility:** Not favoring any fog concerns for Tuesday.

Precip Image: 2 PM CT



Wind Speed:
3 PM CT



High Temps
Tuesday

Forecast Discussion

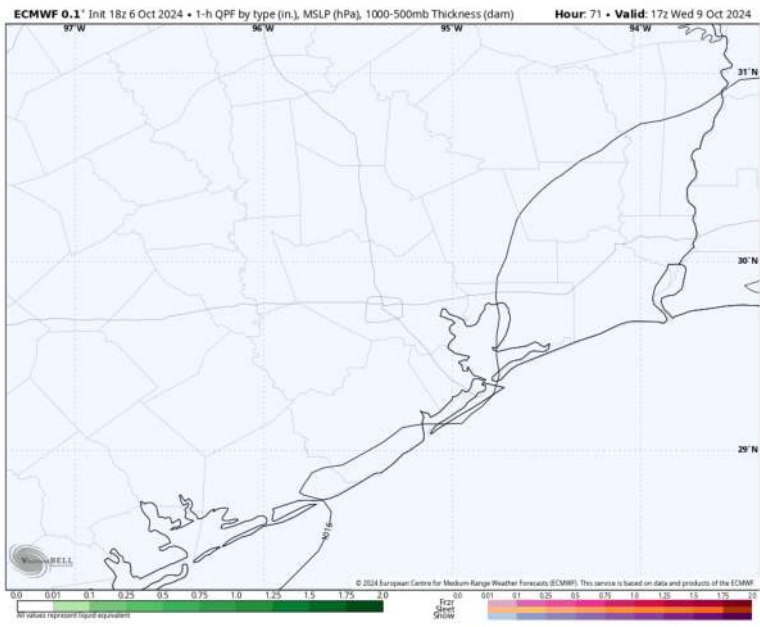
Precip: Favoring dry conditions for Wednesday.

Wind: Winds will be out of the NE throughout Wednesday. **N of Morgan's Point:** Winds will be sustained at 3-8 kts through Wednesday. **S of Morgan's Point:** Winds will be at 10-15 kts throughout Wednesday.

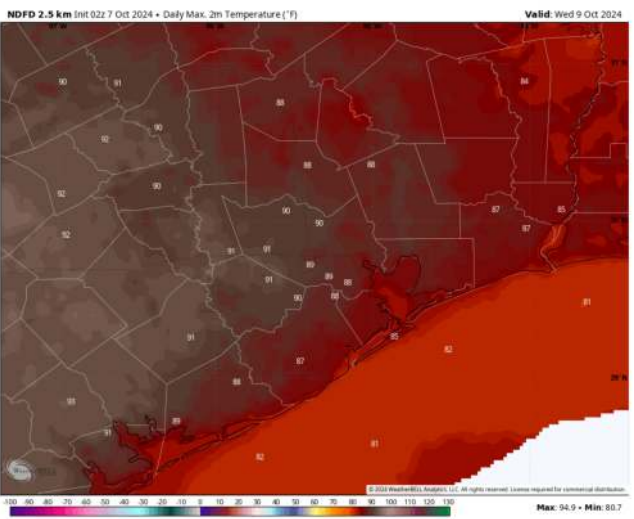
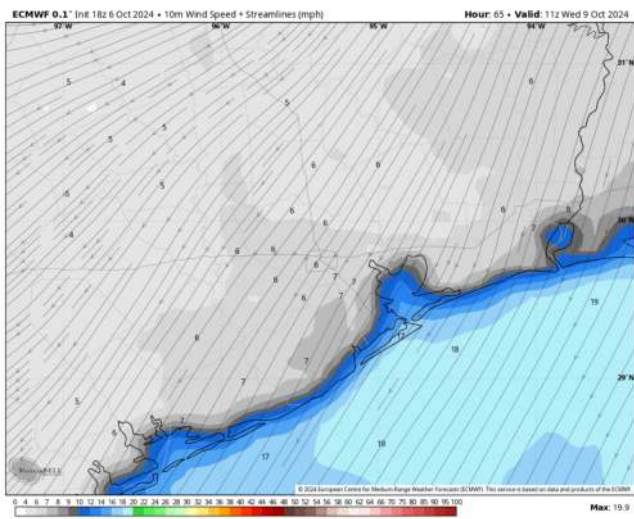
High Temps: **N of Morgan's Point:** Upper 80s F. **S of Morgan's Point:** Low to mid 80s F

Visibility: Not anticipating any visibility concerns for Wednesday.

Precip Image: 12 PM CT



Wind Speed:
6 AM CT

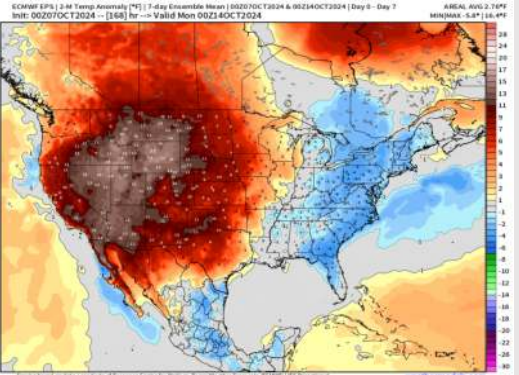


High Temps
Wednesday

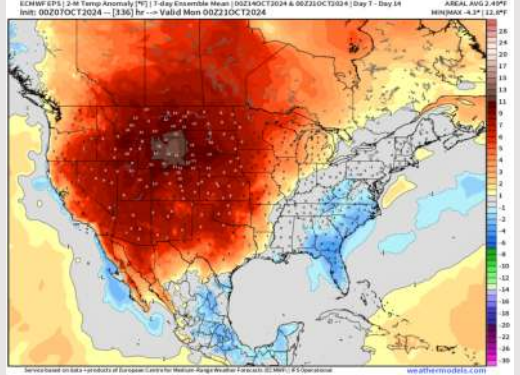
Houston Pilots: 10/7/24



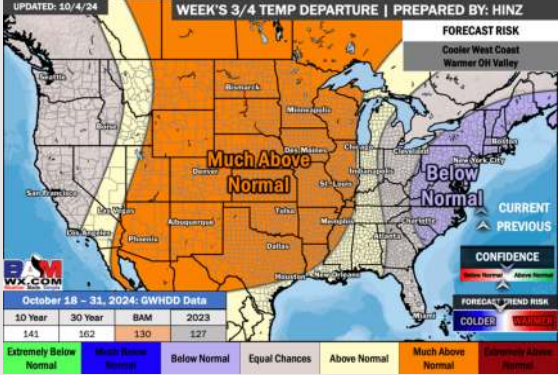
Next 7 Day Temperature Departure



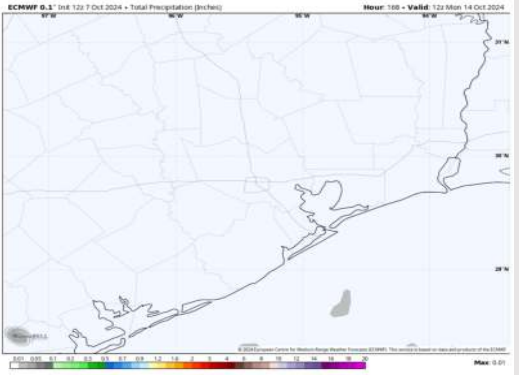
8-14 Day Temperature Departure



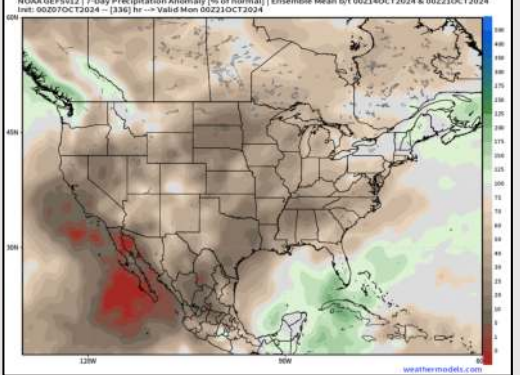
15-30 Day Temperature Departure



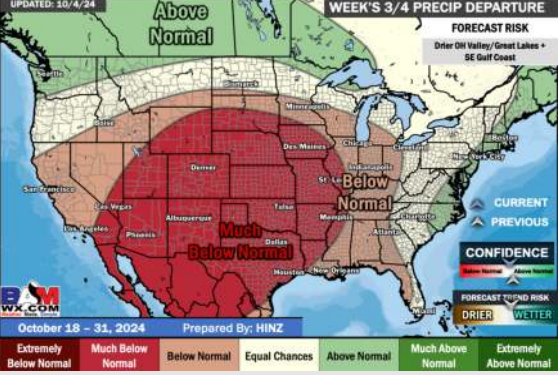
Next 7 Day Total Precipitation



8-14 Day % of Average Precip.



15-30 Day % of Average Precip.



- Temps are expected to be slightly above normal for the week 1 timeframe. Favoring dry conditions through the week 1 timeframe.
- Slightly above normal temperatures are favored for week 2. Favoring precipitation to be below normal.
- Near normal temperatures and much below normal precipitation chances are expected for the weeks ¾ timeframe.