

# Houston Pilots Forecast Package



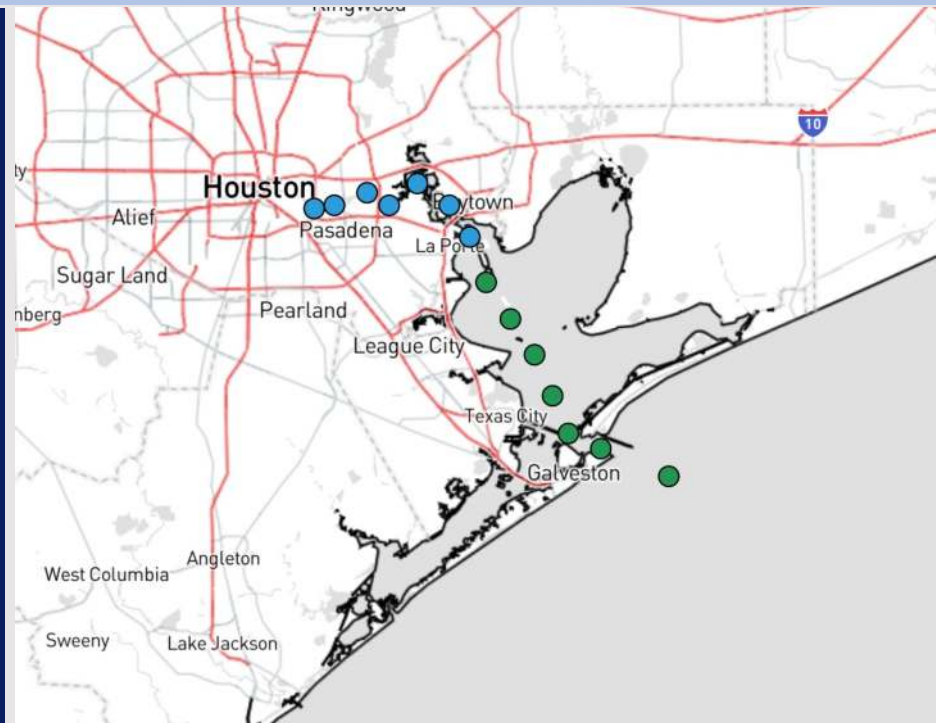
Updated: 12:50 PM CT

Monday, September 30, 2024

Forecaster: Hope Kleitsch

## Weather Headlines

- Winds are favored to remain mostly calm through the start of the week. Rarely exceeding 14 kts.
- Not anticipating any visibility concerns for stations.
- **Watching the Caribbean closely for the next potential system for the weekend/start of next week! See Tropical Update below!**



**Current Radar: 12:45 PM CT**



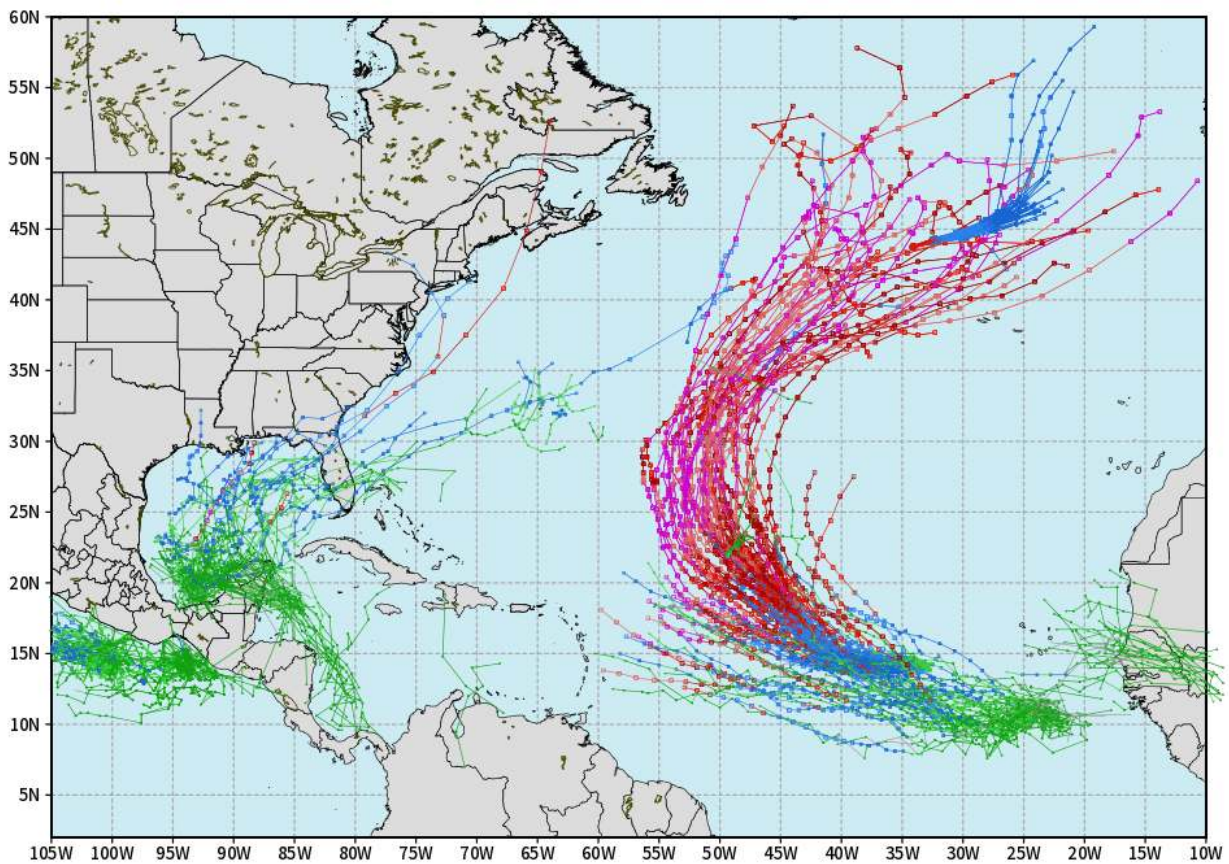
As always, please do not hesitate to reach out to us with any forecast questions via the chat option on Clarity or our on-call number, **(317)-560-8122** press **1** for forecast questions.

# Houston Pilots Tropical Update

## European Model Next 10 Days - Tropical Tracks

ECMWF ATLANTIC EPS Cyclone Locations --> Next [10-days]  
INIT: 00Z30SEP2024 --> UNTIL 00Z10OCT2024

o-o ENSEMBLE MEAN  
o-o 1000 - 1010 hPa  
o-o 980 - 999 hPa  
o-o 960 - 979 hPa  
o-o 950 - 959 hPa  
o-o < 950 hPa



weathermodels.com

We are favoring a tropical system to develop in the W Caribbean, likely pushing into the Gulf of Mexico by this weekend and into the start of next week. Confidence is low on exact timing and intensity.

Current trends have been to keep this tropical disturbance east of the HOU area.

# Houston Pilots Tropical Update



## Another Tropical Disturbance

DAILY INSIGHT

9 AM ET Monday, September 30, 2024

Forecaster: Griffin



**TIMING:** ~Oct 6 - 8

### FORECAST NOTES:

- ✓ Yet another tropical disturbance is expected to impact areas in the SE around Oct 6 – 8.
- ✓ Questions about intensity, exact track, and other various details remains uncertain.



# Houston Pilots Visibility Chart (miles)



## Forecast Confidence



Visibility	Mon 2 pm	Mon 3 pm	Mon 4 pm	Mon 5 pm	Mon 6 pm	Mon 7 pm	Mon 8 pm	Mon 9 pm	Mon 10 pm	Mon 11 pm	Tue 12 am	Tue 1 am	Tue 2 am	Tue 3 am	Tue 4 am	Tue 5 am	Tue 6 am	Tue 7 am	Tue 8 am	Tue 9 am	Tue 10 am	Tue 11 am	Tue 12 pm	Tue 1 pm
Houston Pilots N - 610 Bridge	10	10	10	10	10	10	10	10	10	10	10	10	10	10	10	10	10	10	7.9	10	10	10	10	10
Houston Pilots M - Kinder 1	10	10	10	10	10	10	10	10	10	10	10	10	10	10	10	10	10	10	7.9	10	10	10	10	10
Houston Pilots L - Greens Bayou	10	10	10	10	10	10	10	10	10	10	10	10	10	10	10	9	10	9	6.9	10	10	10	10	10
Houston Pilots K - Shell Crude	10	10	10	10	10	10	10	10	10	10	10	10	10	10	10	9	10	9	6.9	10	10	10	10	10
Houston Pilots J - Lynchburg Ferries	10	10	10	10	10	10	10	10	10	10	10	10	10	10	10	10	10	9	6.9	10	10	10	10	10
Houston Pilots I - Exxon 3	10	10	10	10	10	10	10	10	10	10	10	10	10	10	10	9	10	9	6.9	10	10	10	10	10
Houston Pilots H - Morgans Point	10	10	10	10	10	10	10	10	10	10	10	10	10	10	10	10	10	10	9	10	10	10	10	10
Houston Pilots G - 75/76	10	10	10	10	10	10	10	10	10	10	10	10	10	10	10	10	10	10	10	10	10	10	10	10
Houston Pilots F - 63/64	10	10	10	10	10	10	10	10	10	10	10	10	10	10	10	10	10	10	10	10	10	10	10	10
Houston Pilots E - 51/52	10	10	10	10	10	10	10	10	10	10	10	10	10	10	10	10	10	10	10	10	10	10	10	10
Houston Pilots D - 37/38	10	10	10	10	10	10	10	10	10	10	10	10	10	10	10	10	10	10	10	10	10	10	10	10
Houston Pilots C - 25/26	10	10	10	10	10	10	10	10	10	10	10	10	10	10	10	10	10	10	10	10	10	10	10	10
Houston Pilots B - 11/12	10	10	10	10	10	10	10	10	10	10	10	10	10	10	10	10	10	10	10	10	10	10	10	10
Houston Pilots A - 1 & 2 Bravo	10	10	10	10	10	10	10	10	10	10	10	10	10	10	10	10	10	10	10	10	10	10	10	10

**NOTE: This is automated data that may/may not agree with the official BAM thinking that's found on the daily slides or special visibility report slides. This data should be used as a guide only**

# Houston Pilots Wind Chart



## Forecast Confidence



Sustained wind 10 Knots  
 Gusts 15 Knots  
 Wind from the SE

### Example

10  
 15  
 ↙

Wind	Mon 2 pm	Mon 3 pm	Mon 4 pm	Mon 5 pm	Mon 6 pm	Mon 7 pm	Mon 8 pm	Mon 9 pm	Mon 10 pm	Mon 11 pm	Tue 12 am	Tue 1 am	Tue 2 am	Tue 3 am	Tue 4 am	Tue 5 am	Tue 6 am	Tue 7 am	Tue 8 am	Tue 9 am	Tue 10 am	Tue 11 am	Tue 12 pm	Tue 1 pm
Houston Pilots N - 610 Bridge	3 ↙	3 ↙	3 ↙	5 ↙	6 ↙	6 ↙	7 ↙	6 ↙	6 ↙	5 ↙	3 ↙	3 ↙	2 ↙	2 ↙	1 ↙	1 ↙	1 ↙	2 ↙	2 ↙	2 ↙	3 ↙	3 ↙	5 ↙	5 ↙
Houston Pilots M - Kinder 1	3 ↙	3 ↙	3 ↙	5 ↙	6 ↙	6 ↙	7 ↙	6 ↙	6 ↙	5 ↙	3 ↙	3 ↙	2 ↙	2 ↙	1 ↙	1 ↙	1 ↙	2 ↙	2 ↙	2 ↙	3 ↙	3 ↙	5 ↙	5 ↙
Houston Pilots L - Greens Bayou	3 ↙	3 ↙	3 ↙	5 ↙	6 ↙	6 ↙	6 ↙	6 ↙	5 ↙	3 ↙	3 ↙	2 ↙	2 ↙	1 ↙	1 ↙	1 ↙	1 ↙	2 ↙	2 ↙	3 ↙	3 ↙	3 ↙	5 ↙	5 ↙
Houston Pilots K - Shell Crude	3 ↙	3 ↙	5 ↙	5 ↙	6 ↙	6 ↙	6 ↙	6 ↙	5 ↙	3 ↙	3 ↙	2 ↙	2 ↙	1 ↙	1 ↙	1 ↙	1 ↙	2 ↙	2 ↙	3 ↙	3 ↙	3 ↙	3 ↙	5 ↙
Houston Pilots J - Lynchburg Ferries	2 ↙	3 ↙	3 ↙	5 ↙	6 ↙	6 ↙	6 ↙	6 ↙	5 ↙	3 ↙	3 ↙	2 ↙	2 ↙	1 ↙	1 ↙	1 ↙	1 ↙	2 ↙	2 ↙	2 ↙	3 ↙	3 ↙	3 ↙	5 ↙
Houston Pilots I - Exxon 3	5 ↙	6 ↙	7 ↙	8 ↙	8 ↙	8 ↙	9 ↙	8 ↙	8 ↙	7 ↙	6 ↙	6 ↙	5 ↙	3 ↙	3 ↙	3 ↙	3 ↙	5 ↙	6 ↙	5 ↙	6 ↙	6 ↙	6 ↙	6 ↙
Houston Pilots H - Morgans Point	8 ↙	6 ↙	7 ↙	8 ↙	8 ↙	8 ↙	9 ↙	8 ↙	8 ↙	7 ↙	6 ↙	6 ↙	5 ↙	3 ↙	3 ↙	3 ↙	3 ↙	5 ↙	5 ↙	5 ↙	6 ↙	6 ↙	6 ↙	6 ↙
Houston Pilots G - 75/76	5 ↙	6 ↙	6 ↙	8 ↙	8 ↙	9 ↙	10 ↙	9 ↙	8 ↙	8 ↙	7 ↙	6 ↙	6 ↙	5 ↙	5 ↙	5 ↙	5 ↙	6 ↙	6 ↙	6 ↙	6 ↙	6 ↙	6 ↙	6 ↙
Houston Pilots F - 63/64	3 ↙	5 ↙	6 ↙	7 ↙	8 ↙	8 ↙	9 ↙	8 ↙	8 ↙	8 ↙	7 ↙	6 ↙	6 ↙	5 ↙	5 ↙	5 ↙	5 ↙	6 ↙	6 ↙	6 ↙	6 ↙	6 ↙	6 ↙	5 ↙
Houston Pilots E - 51/52	7 ↙	5 ↙	6 ↙	7 ↙	8 ↙	8 ↙	8 ↙	8 ↙	8 ↙	8 ↙	6 ↙	6 ↙	6 ↙	5 ↙	3 ↙	3 ↙	3 ↙	5 ↙	6 ↙	6 ↙	6 ↙	6 ↙	6 ↙	5 ↙
Houston Pilots D - 37/38	3 ↙	5 ↙	6 ↙	6 ↙	7 ↙	8 ↙	8 ↙	8 ↙	8 ↙	7 ↙	6 ↙	6 ↙	6 ↙	5 ↙	3 ↙	3 ↙	3 ↙	5 ↙	6 ↙	6 ↙	6 ↙	6 ↙	6 ↙	6 ↙
Houston Pilots C - 25/26	3 ↙	5 ↙	6 ↙	6 ↙	7 ↙	8 ↙	8 ↙	8 ↙	7 ↙	7 ↙	6 ↙	6 ↙	6 ↙	5 ↙	3 ↙	3 ↙	3 ↙	5 ↙	6 ↙	6 ↙	6 ↙	6 ↙	6 ↙	6 ↙
Houston Pilots B - 11/12	3 ↙	5 ↙	6 ↙	6 ↙	6 ↙	7 ↙	7 ↙	6 ↙	6 ↙	6 ↙	5 ↙	5 ↙	5 ↙	3 ↙	3 ↙	3 ↙	3 ↙	5 ↙	6 ↙	6 ↙	6 ↙	6 ↙	6 ↙	6 ↙
Houston Pilots A - 1 & 2 Bravo	3 ↙	3 ↙	5 ↙	6 ↙	6 ↙	6 ↙	7 ↙	7 ↙	7 ↙	7 ↙	6 ↙	6 ↙	6 ↙	6 ↙	5 ↙	3 ↙	5 ↙	6 ↙	6 ↙	6 ↙	7 ↙	7 ↙	8 ↙	6 ↙

**NOTE: This is automated data that may/may not agree with the official BAM thinking that's found on the daily slides. This data should be used as a guide only.**

## Forecast Discussion

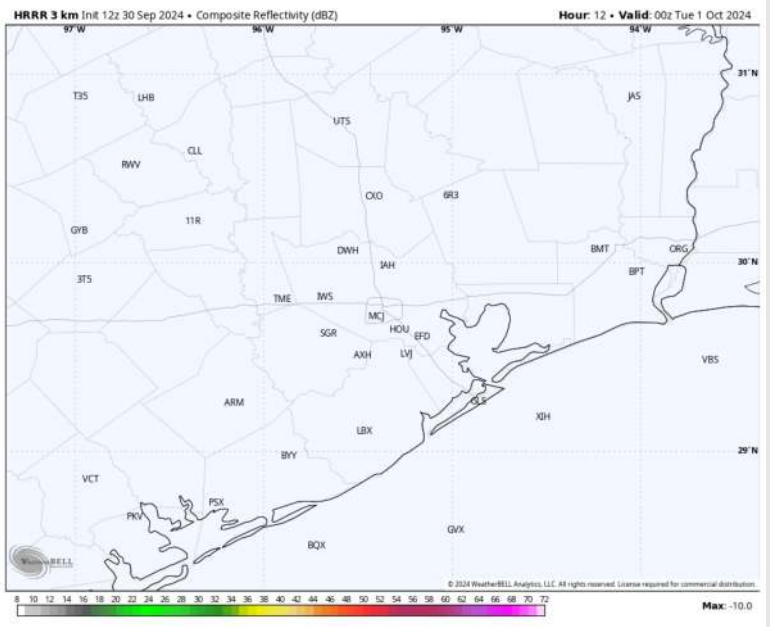
**Precip:** Favoring dry conditions for the remainder of today.

**Wind:** Winds will be rather variable until 4 PM where they are expected to settle out of the SE through the rest of the night. **N of Morgan's Point:** Winds will be sustained at 2 – 6 kts throughout the rest of the day. **S of Morgan's Point:** Winds will be at 3 – 7 kts, increasing to 5 – 10 kts after 4 PM and through the rest of the night.

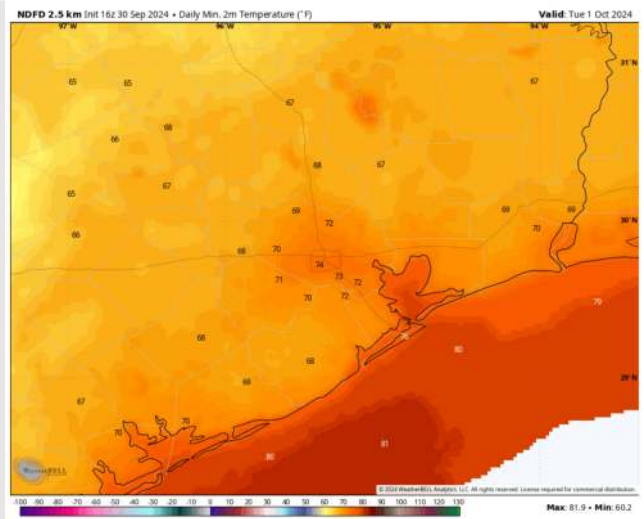
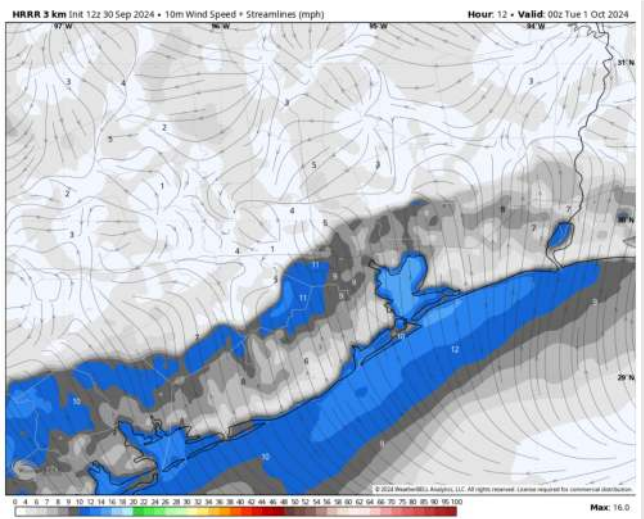
**Low Temps:** **N of Morgan's Point:** Lower 70s F. **S of Morgan's Point:** Mid to upper 70s F

**Visibility:** Not anticipating any visibility concerns for today.

## Precip Image: 7 PM CT



**Wind Speed:**  
7 PM CT

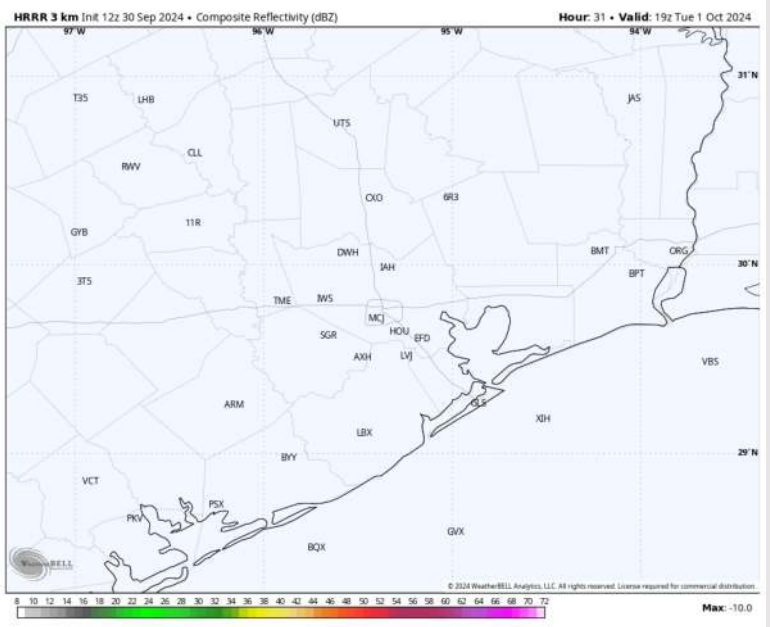


**Low Temps**  
**TUE AM**

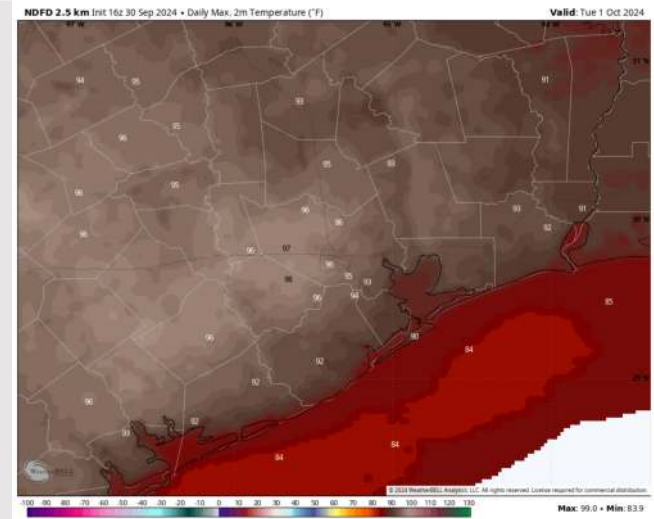
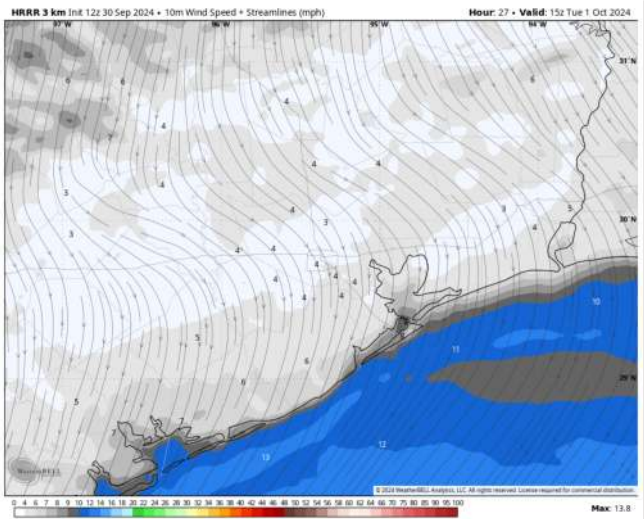
## Forecast Discussion

- Precip:** Favoring dry conditions for Tuesday.
- Wind:** Winds will be variable through 5 AM where they will settle out of the N/NW. Winds will become variable again from 2 PM – 8 PM. After then, they will settle out of the E/NE through the rest of the night. **N of Morgan's Point:** Winds at 2 – 7 kts throughout the day. **S of Morgan's Point:** Winds will be at 4 – 8 kts throughout the day Tuesday.
- High Temps:** **N of Morgan's Point:** Lower to mid 90s F. **S of Morgan's Point:** Mid to upper 80s F.
- Visibility:** Not anticipating any visibility concerns for Tuesday.

## Precip Image: 2 PM CT



Wind Speed  
10 AM CT



High Temps  
Tuesday

# Houston Pilots: WED. 10/2/2024



## Forecast Discussion

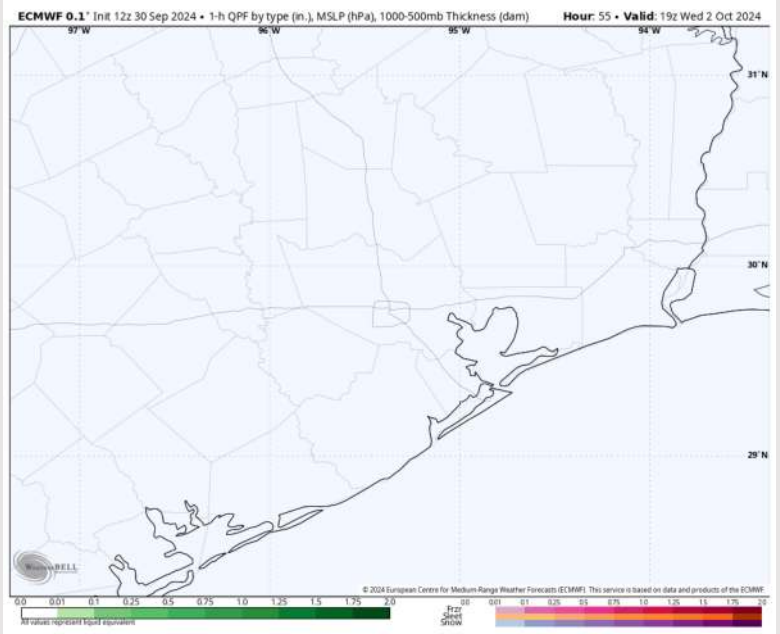
**Precip:** Favoring dry conditions through Wednesday.

**Wind:** Winds will be out of the NE through 3 PM, shifting out of the SE after that time and through the rest of the night. **N of Morgan's Point:** Winds will be at 4 – 9 kts throughout Wednesday. **S of Morgan's Point:** Winds will be 9 – 14 kts throughout Wednesday. Some gusts near the Boarding Station could reach up to 20 kts from 7 AM – 2 PM.

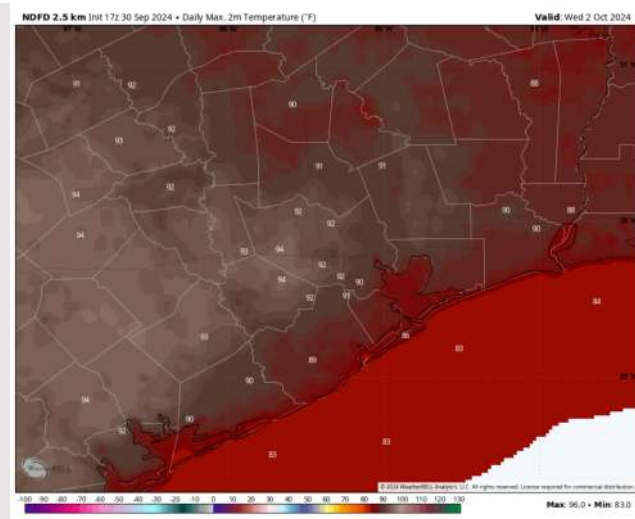
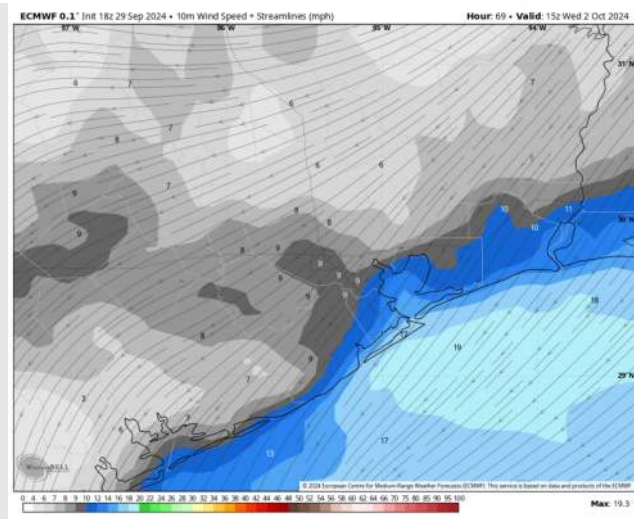
**High Temps:** **N of Morgan's Point:** Lower 90s F. **S of Morgan's Point:** Mid 80s F.

**Visibility:** Not favoring any fog concerns for Wednesday.

## Precip Image: 2 PM CT



Wind Speed:  
10 AM CT



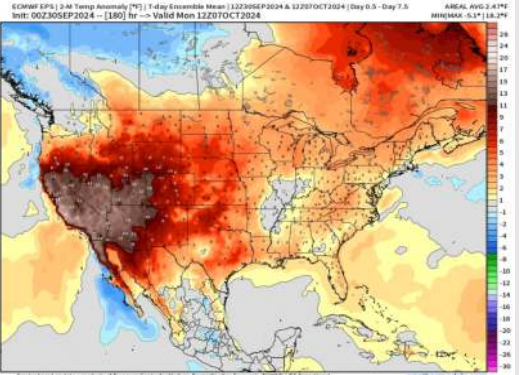
High Temps  
Wednesday



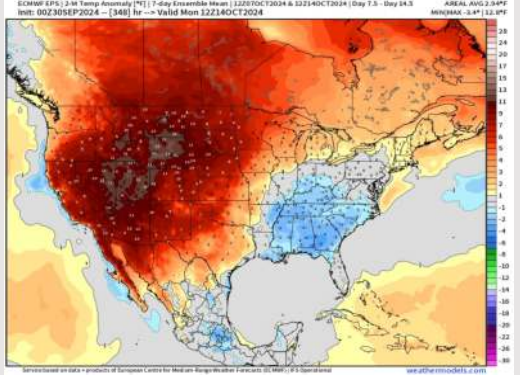
# Houston Pilots: 9/30/24



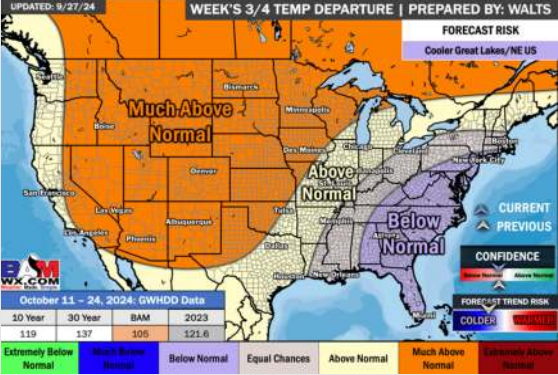
**Next 7 Day Temperature Departure**



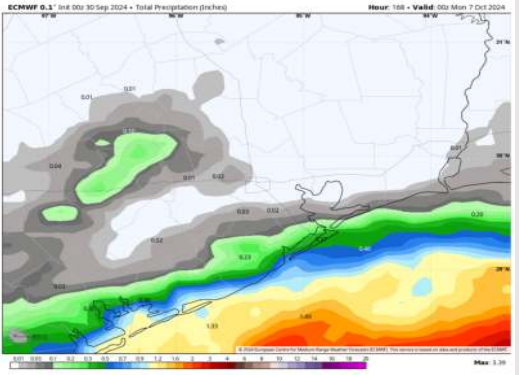
**8-14 Day Temperature Departure**



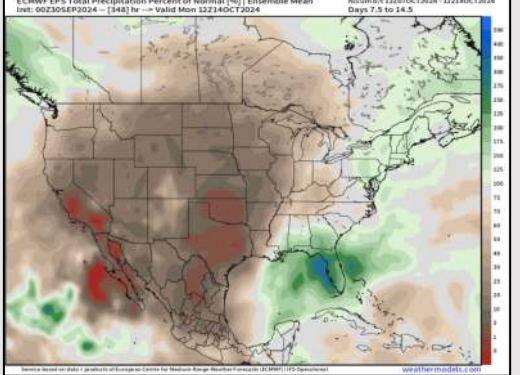
**15-30 Day Temperature Departure**



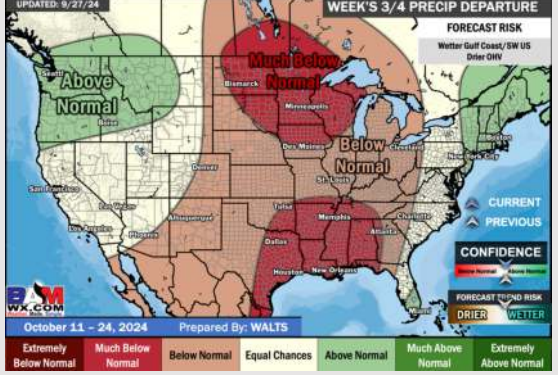
**Next 7 Day Total Precipitation**



**8-14 Day % of Average Precip.**



**15-30 Day % of Average Precip.**



- Temps are expected to be slightly above normal for the week 1 timeframe. Favoring dry conditions through most of week 1 with rain chances increasing into the first weekend of Oct.
- Above normal temperatures are favored for week 2. Confidence is low on rain chances due to additional tropical risks for week 2.
- Above normal temperatures and much below normal precipitation chances are expected for the weeks 3/4 timeframe.