

# Houston Pilots Forecast Package



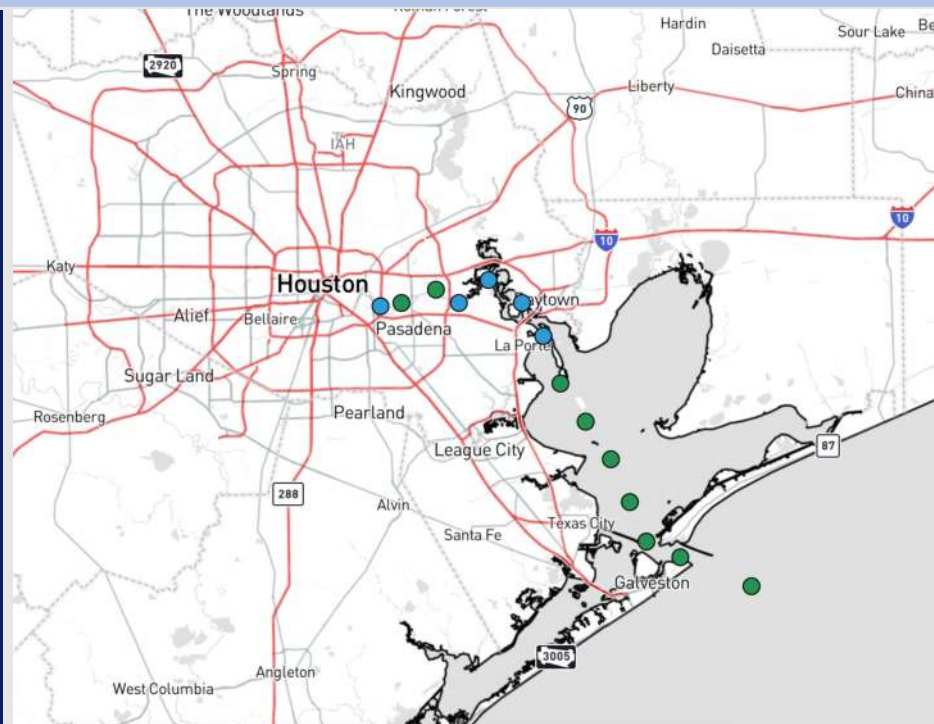
Updated: 12:45 PM CT

Sunday, September 29, 2024

Forecaster: Hope Kleitsch

## Weather Headlines

- Winds are favored to remain mostly calm through the weekend. Rarely exceeding 10 kts.
- Not anticipating any visibility concerns for stations.
- **Watching the Caribbean closely for the next potential system for next week! See Tropical Update below!**



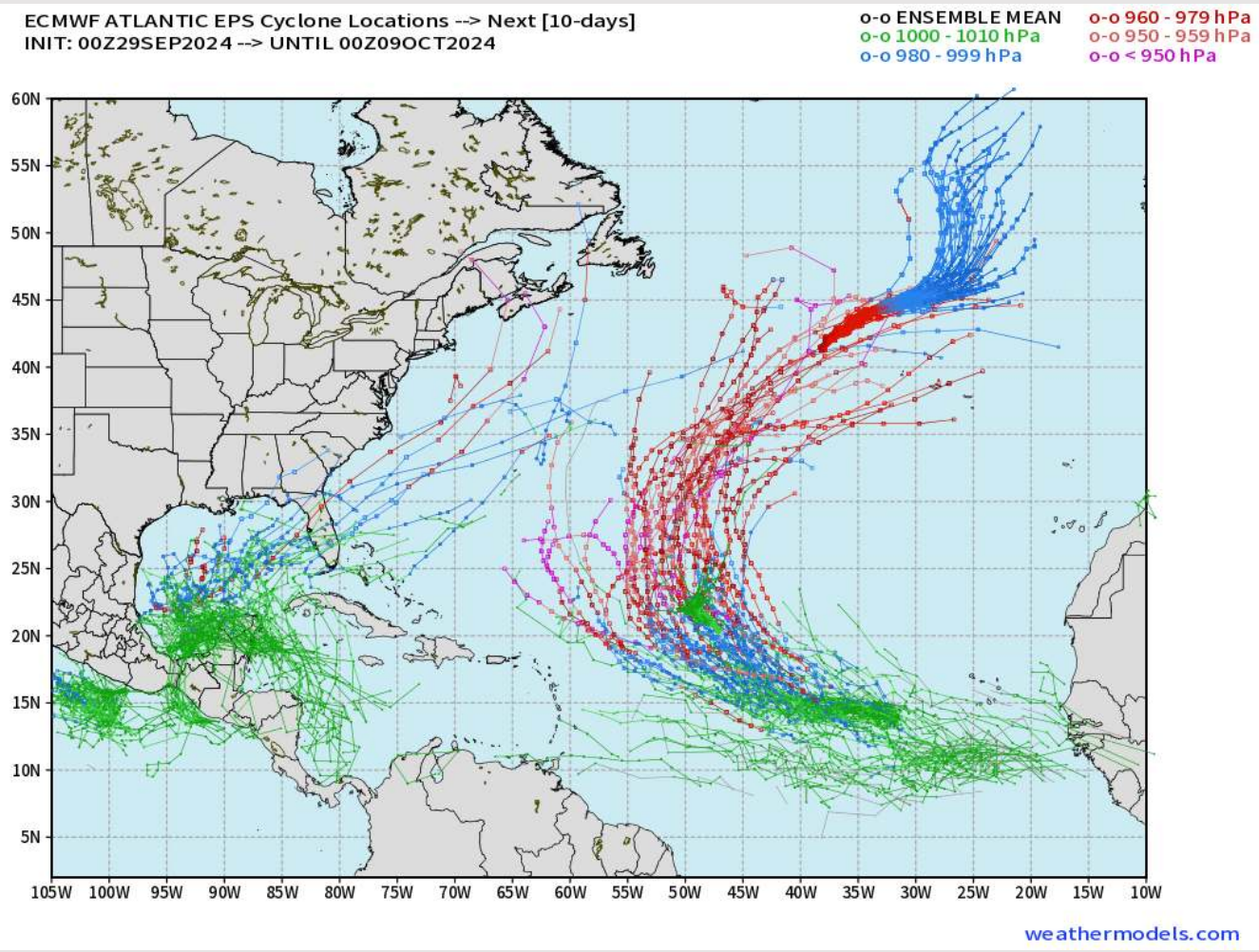
**Current Radar: 12:45 PM CT**



As always, please do not hesitate to reach out to us with any forecast questions via the chat option on Clarity or our on-call number, **(317)-560-8122** press **1** for forecast questions.

# Houston Pilots Tropical Update

## European Model Next 10 Days - Tropical Tracks



We are favoring a tropical system to develop in the W Caribbean, likely pushing into the Gulf of Mexico by late this week. Confidence is low on exact timing and intensity.

Elsewhere in the Atlantic, Joyce and Issac will remain away from the US Coast.

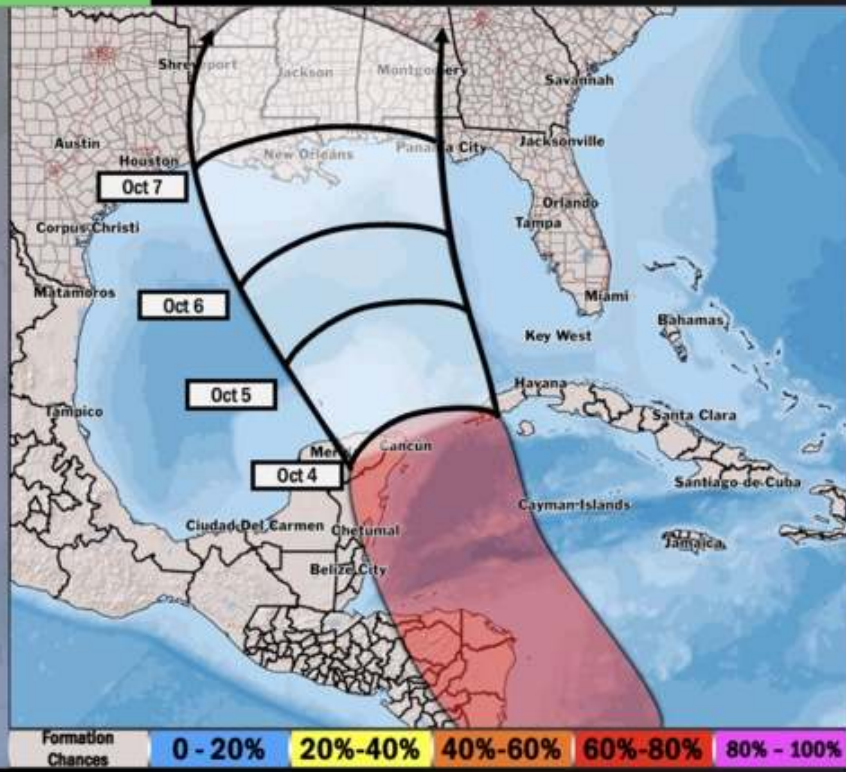


# Houston Pilots Tropical Update



## Next Potential Tropical System

**TROPICAL INSIGHT** 6:00 PM ET Saturday September 28, 2024 Forecaster: Lowry



**TIMING:** Current – October 7<sup>th</sup>

### FORECAST NOTES:

- ✓ Area in red highlights area of risk for possible development.
- ✓ General timing is provided for the low-pressure system that can gradually work N into the Gulf
- ✓ Timing and formation chances will need adjusted over the coming days,

# Houston Pilots Visibility Chart (miles)



## Forecast Confidence



Visibility	Sun 2 pm	Sun 3 pm	Sun 4 pm	Sun 5 pm	Sun 6 pm	Sun 7 pm	Sun 8 pm	Sun 9 pm	Sun 10 pm	Sun 11 pm	Mon 12 am	Mon 1 am	Mon 2 am	Mon 3 am	Mon 4 am	Mon 5 am	Mon 6 am	Mon 7 am	Mon 8 am	Mon 9 am	Mon 10 am	Mon 11 am	Mon 12 pm	Mon 1 pm
Houston Pilots N - 610 Bridge	10	10	10	10	10	10	10	10	10	10	10	10	10	10	10	10	10	10	10	10	10	10	10	10
Houston Pilots M - Kinder 1	10	10	10	10	10	10	10	10	10	10	10	10	10	10	10	10	10	10	10	10	10	10	10	10
Houston Pilots L - Greens Bayou	10	10	10	10	10	10	10	10	10	10	10	10	10	10	10	10	10	10	10	10	10	10	10	10
Houston Pilots K - Shell Crude	10	10	10	10	10	10	10	10	10	10	10	10	10	10	10	10	10	10	10	10	10	10	10	10
Houston Pilots J - Lynchburg Ferries	10	10	10	10	10	10	10	10	10	10	10	10	10	10	10	10	10	10	10	10	10	10	10	10
Houston Pilots I - Exxon 3	10	10	10	10	10	10	10	10	10	10	10	10	10	10	10	10	10	10	10	10	10	10	10	10
Houston Pilots H - Morgans Point	10	10	10	10	10	10	10	10	10	10	10	10	10	10	10	10	10	10	10	10	10	10	10	10
Houston Pilots G - 75/76	10	10	10	10	10	10	10	10	10	10	10	10	10	10	10	10	10	10	10	10	10	10	10	10
Houston Pilots F - 63/64	10	10	10	10	10	10	10	10	10	10	10	10	10	10	10	10	10	10	10	10	10	10	10	10
Houston Pilots E - 51/52	10	10	10	10	10	10	10	10	10	10	10	10	10	10	10	10	10	10	10	10	10	10	10	10
Houston Pilots D - 37/38	10	10	10	10	10	10	10	10	10	10	10	10	10	10	10	10	10	10	10	10	10	10	10	10
Houston Pilots C - 25/26	10	10	10	10	10	10	10	10	10	10	10	10	10	10	10	10	10	10	10	10	10	10	10	10
Houston Pilots B - 11/12	10	10	10	10	10	10	10	10	10	10	10	10	10	10	10	10	10	10	10	10	10	10	10	10
Houston Pilots A - 1 & 2 Bravo	10	10	10	10	10	10	10	10	10	10	7.9	7.9	7.9	7.9	7.9	7.9	9	9	10	6.9	10	10	10	10

**NOTE: This is automated data that may/may not agree with the official BAM thinking that's found on the daily slides or special visibility report slides. This data should be used as a guide only**

# Houston Pilots Wind Chart



## Forecast Confidence



Sustained wind 10 Knots  
 Gusts 15 Knots  
 Wind from the SE

### Example

10  
 15  
 ↙

Wind	Sun 2 pm	Sun 3 pm	Sun 4 pm	Sun 5 pm	Sun 6 pm	Sun 7 pm	Sun 8 pm	Sun 9 pm	Sun 10 pm	Sun 11 pm	Mon 12 am	Mon 1 am	Mon 2 am	Mon 3 am	Mon 4 am	Mon 5 am	Mon 6 am	Mon 7 am	Mon 8 am	Mon 9 am	Mon 10 am	Mon 11 am	Mon 12 pm	Mon 1 pm
Houston Pilots N - 610 Bridge	3 ↓	3 ↓	3 ↓	3 ↓	3 ↓	3 ↓	5 ←	3 ←	3 ↖	2 ↑	2 ↑	1 ↑	1 ↗	1 →	2 →	2 →	2 →	2 →	2 →	2 →	1 →	2 →	2 →	2 →
Houston Pilots M - Kinder 1	3 ↓	3 ↓	3 ↓	3 ↓	3 ↓	3 ↓	3 ↓	3 ↓	3 ↓	2 ↖	2 ↖	1 ↖	1 ↖	1 ↖	2 ↖	2 ↖	2 ↖	2 ↖	2 ↖	2 ↖	1 ↖	2 ↖	2 ↖	2 ↖
Houston Pilots L - Greens Bayou	3 ↓	3 ↓	3 ↓	3 ↓	3 ↓	3 ↓	3 ↓	3 ↓	2 ↖	2 ↖	1 ↖	1 ↖	1 ↖	1 ↖	2 ↖	2 ↖	2 ↖	2 ↖	2 ↖	2 ↖	1 ↖	2 ↖	2 ↖	2 ↖
Houston Pilots K - Shell Crude	3 ↓	3 ↓	3 ↓	3 ↓	3 ↓	3 ↓	3 ↓	3 ↓	2 ↖	2 ↖	1 ↖	1 ↖	1 ↖	1 ↖	2 ↖	2 ↖	2 ↖	2 ↖	2 ↖	2 ↖	1 ↖	2 ↖	2 ↖	2 ↖
Houston Pilots J - Lynchburg Ferries	3 ↓	3 ↓	3 ↓	3 ↓	3 ↓	3 ↓	3 ↓	3 ↓	2 ↖	2 ↖	1 ↖	1 ↖	1 ↖	1 ↖	1 ↖	2 ↖	1 ↖	1 ↖	2 ↖	1 ↖	1 ↖	1 ↖	1 ↖	2 ↖
Houston Pilots I - Exxon 3	5 ↓	5 ↓	6 ↓	6 ↖	6 ↖	6 ↖	6 ↖	6 ↖	5 ↖	5 ↖	3 ↖	3 ↖	3 ↖	3 ↖	3 ↖	5 ↖	5 ↖	5 ↖	5 ↖	5 ↖	3 ↖	3 ↖	3 ↖	3 ↖
Houston Pilots H - Morgans Point	5 ↓	5 ↓	6 ↖	6 ↖	6 ↖	6 ↖	6 ↖	6 ↖	5 ↖	5 ↖	3 ↖	3 ↖	3 ↖	3 ↖	3 ↖	5 ↖	3 ↖	3 ↖	5 ↖	3 ↖	3 ↖	3 ↖	3 ↖	3 ↖
Houston Pilots G - 75/76	3 ↖	5 ↖	5 ↖	6 ↖	6 ↖	7 ↖	7 ↖	7 ↖	6 ↖	6 ↖	6 ↖	5 ↖	5 ↖	5 ↖	5 ↖	6 ↖	6 ↖	6 ↖	6 ↖	6 ↖	5 ↖	3 ↖	3 ↖	3 ↖
Houston Pilots F - 63/64	3 ↖	3 ↖	3 ↖	5 ↖	6 ↖	6 ↖	7 ↖	6 ↖	6 ↖	6 ↖	5 ↖	5 ↖	5 ↖	5 ↖	5 ↖	6 ↖	6 ↖	6 ↖	6 ↖	6 ↖	5 ↖	3 ↖	3 ↖	3 ↖
Houston Pilots E - 51/52	3 ↓	3 ↖	3 ↖	5 ↖	6 ↖	6 ↖	7 ↖	6 ↖	6 ↖	6 ↖	5 ↖	5 ↖	5 ↖	3 ↖	5 ↖	5 ↖	5 ↖	5 ↖	5 ↖	5 ↖	5 ↖	3 ↖	3 ↖	3 ↖
Houston Pilots D - 37/38	3 ↓	3 ↖	3 ↖	5 ↖	5 ↖	6 ↖	6 ↖	6 ↖	6 ↖	6 ↖	5 ↖	5 ↖	5 ↖	3 ↖	5 ↖	5 ↖	5 ↖	5 ↖	5 ↖	5 ↖	5 ↖	3 ↖	3 ↖	3 ↖
Houston Pilots C - 25/26	3 ↓	3 ↖	3 ↖	5 ↖	6 ↖	6 ↖	6 ↖	6 ↖	6 ↖	6 ↖	5 ↖	5 ↖	5 ↖	3 ↖	5 ↖	5 ↖	5 ↖	5 ↖	5 ↖	5 ↖	5 ↖	3 ↖	3 ↖	3 ↖
Houston Pilots B - 11/12	5 ↓	3 ↖	3 ↖	3 ↖	5 ↖	5 ↖	6 ↖	5 ↖	5 ↖	3 ↖	3 ↖	3 ↖	3 ↖	3 ↖	3 ↖	3 ↖	3 ↖	3 ↖	3 ↖	3 ↖	3 ↖	3 ↖	3 ↖	3 ↖
Houston Pilots A - 1 & 2 Bravo	3 ↓	3 ↖	3 ↖	3 ↖	5 ↖	5 ↖	5 ↖	5 ↖	5 ↖	6 ↖	5 ↖	5 ↖	5 ↖	5 ↖	5 ↖	5 ↖	5 ↖	5 ↖	5 ↖	5 ↖	5 ↖	5 ↖	5 ↖	5 ↖

NOTE: This is automated data that may/may not agree with the official BAM thinking that's found on the daily slides. This data should be used as a guide only.



# Houston Pilots: SUN. 9/29/2024



## Forecast Discussion

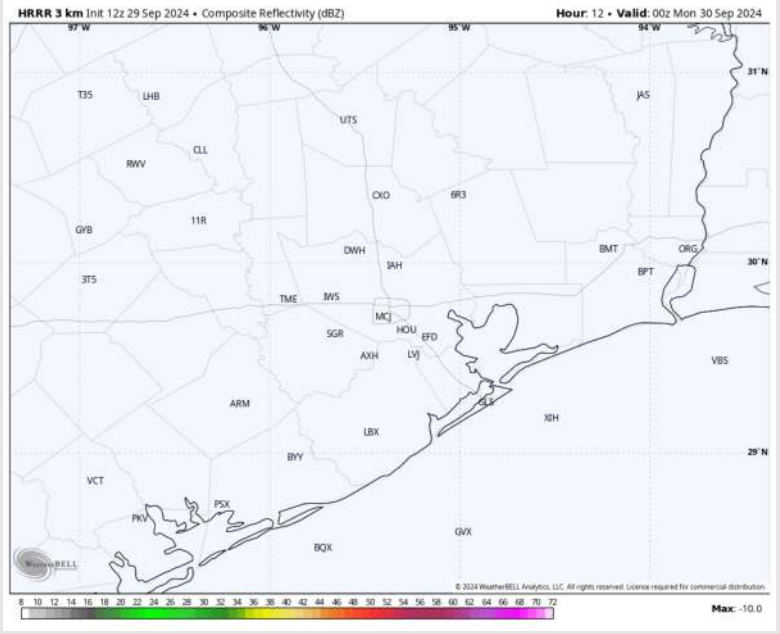
**Precip:** Favoring dry conditions through the rest of the day.

**Wind:** Winds will be rather variable through 5 PM before settling generally out of the S through the rest of the night  
**N of Morgan's Point:** Winds will be at 2 – 7 kts through the rest of the day.  
**S of Morgan's Point:** Winds will be 5-10 kts throughout the remainder of the day.

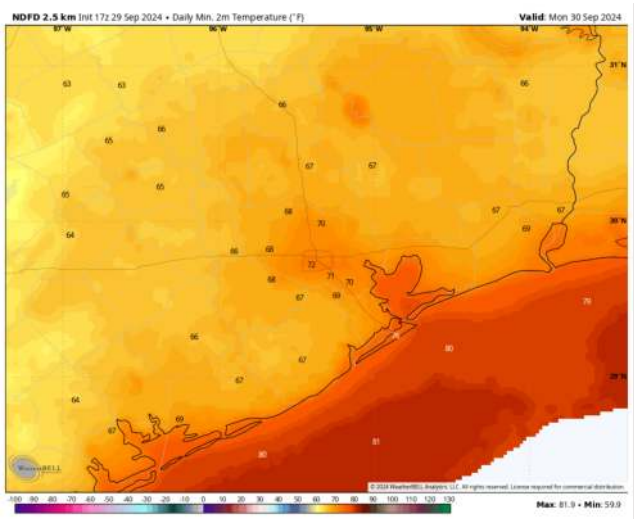
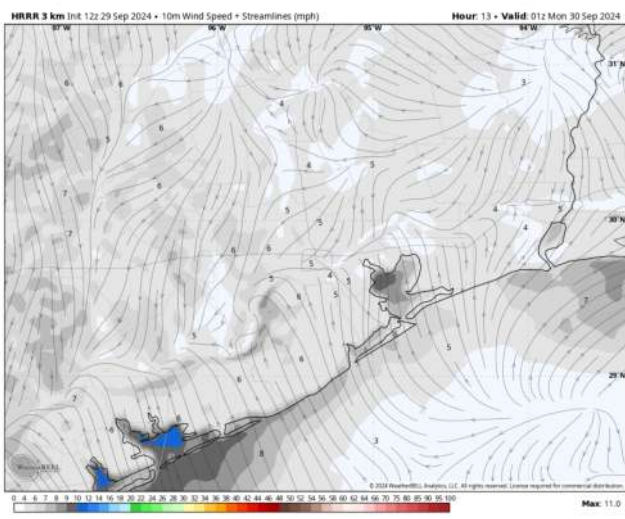
**Low Temps:** **N of Morgan's Point:** Low 70s F. **S of Morgan's Point:** Mid 70s F.

**Visibility:** Not favoring any fog concerns for today.

## Precip Image: 7 PM CT



Wind Speed:  
8 PM CT



Low Temps  
MON AM

# Houston Pilots: MON. 9/30/2024



## Forecast Discussion

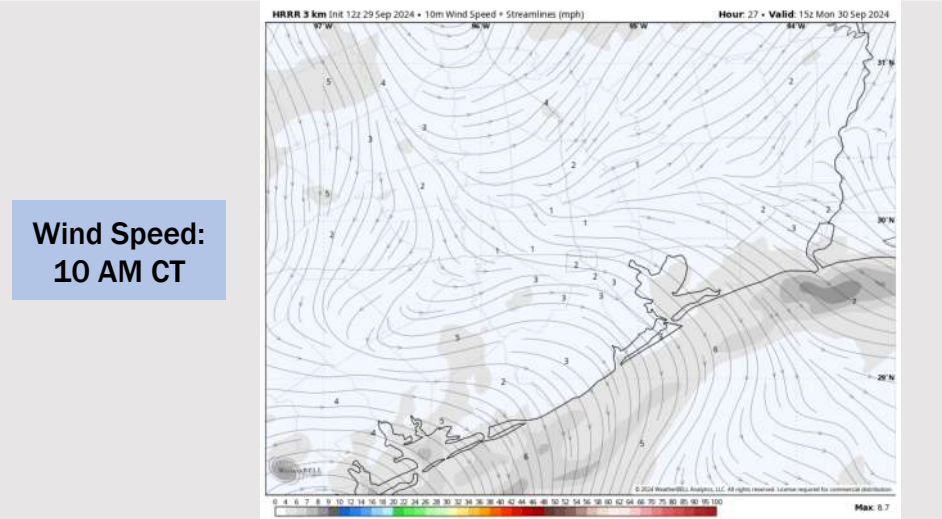
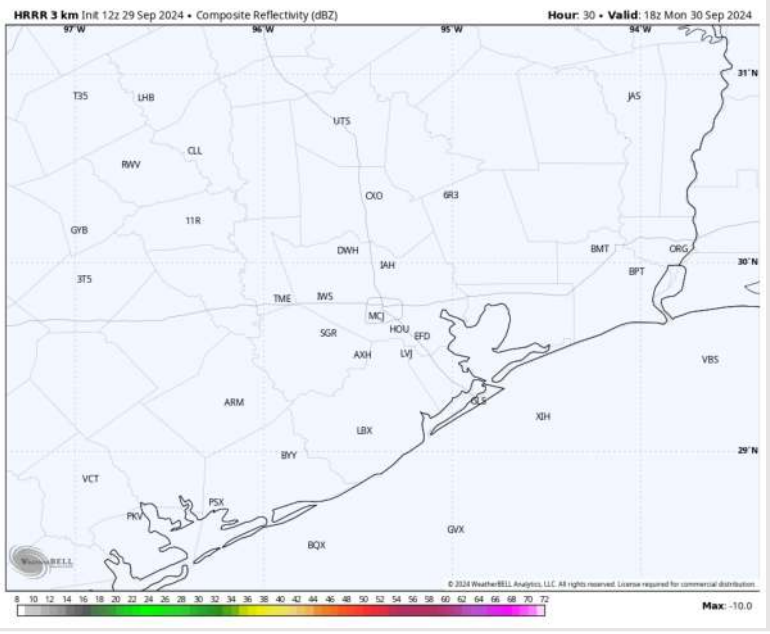
**Precip:** Favoring dry conditions for Monday.

**Wind:** Winds will start out of the SW, settling out of the NW by 7 AM, before becoming variable from 12 PM – 4 PM. Winds will settle out of the SE through the rest of the night after then. **N of Morgan's Point:** Winds will be sustained at 2 – 6 kts throughout Monday. **S of Morgan's Point:** Winds will be at 3 – 7 kts, increasing to 5 – 10 kts after 4 PM and through the rest of the night.

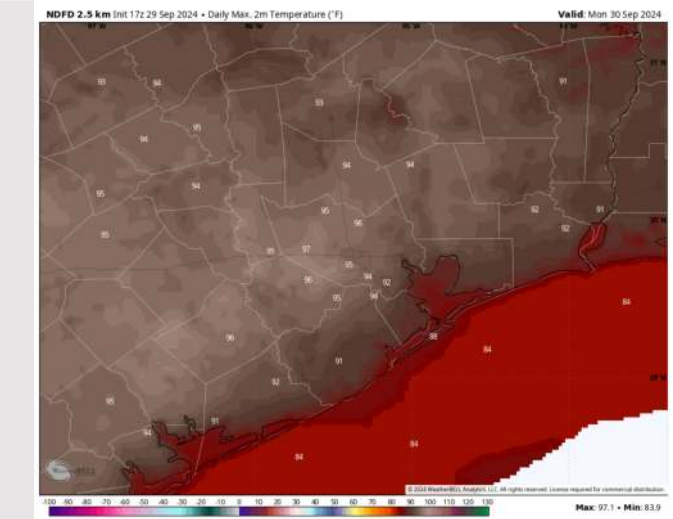
**High Temps:** **N of Morgan's Point:** Lower to mid 90s F. **S of Morgan's Point:** Mid to upper 80s F

**Visibility:** Not anticipating any visibility concerns for Monday.

## Precip Image: 1 PM CT



Wind Speed:  
10 AM CT



High Temps  
Monday

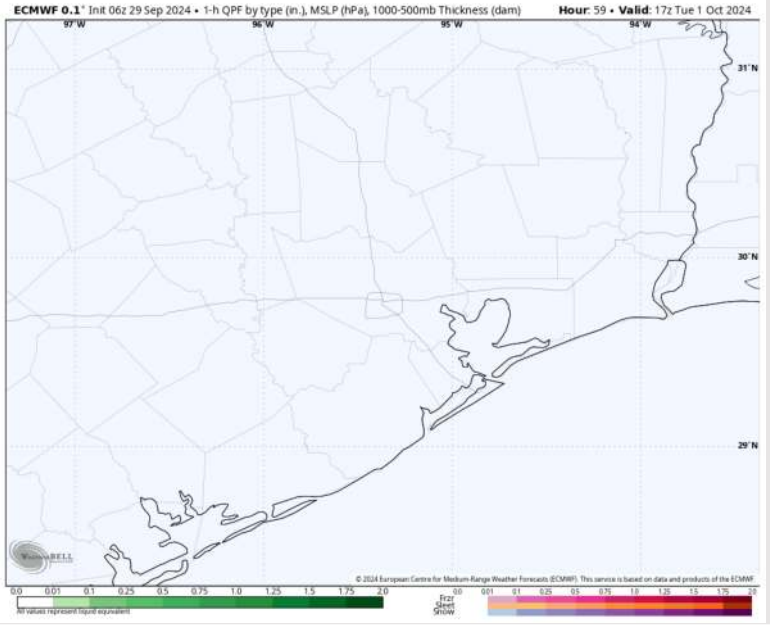
# Houston Pilots: TUE. 10/1/2024



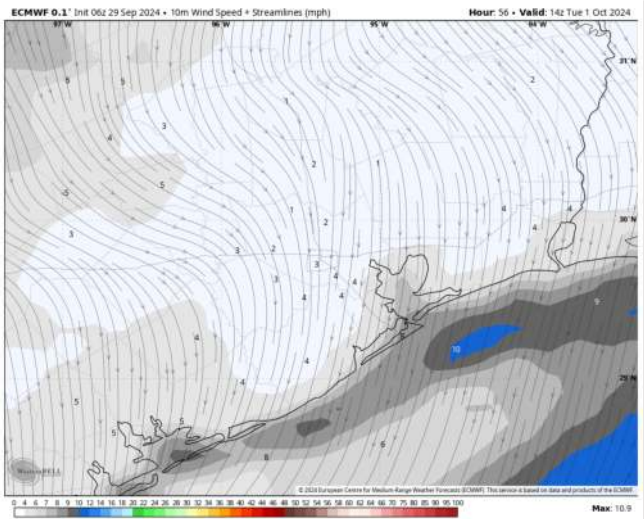
## Forecast Discussion

- Precip:** Favoring dry conditions for Tuesday.
- Wind:** Winds will start out of the SW before shifting to the N/NW by 5 AM. Winds will become variable by 1 PM and then settle out of the S/SE by 6 PM TUE. **N of Morgan's Point:** Winds at 2 – 7 kts throughout the day. **S of Morgan's Point:** Winds will be at 4 – 8 kts throughout the day Tuesday.
- High Temps:** **N of Morgan's Point:** Mid 90s F. **S of Morgan's Point:** Mid to upper 80s F.
- Visibility:** Not anticipating any visibility concerns for Tuesday.

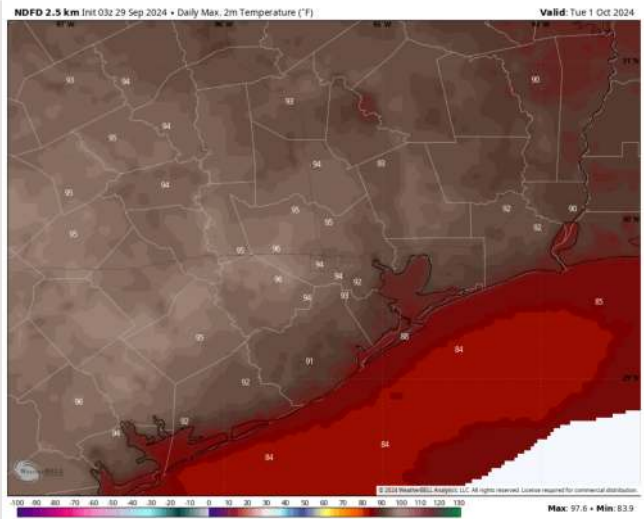
## Precip Image: 12 PM CT



Wind Speed  
9 AM CT



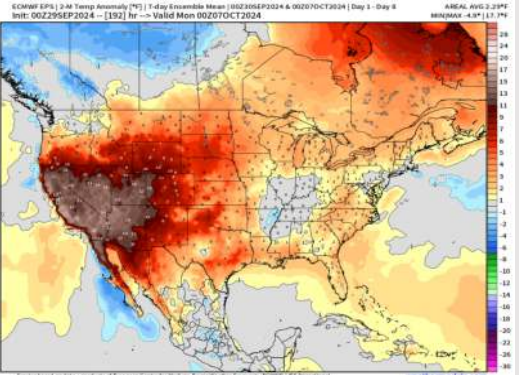
High Temps  
Tuesday



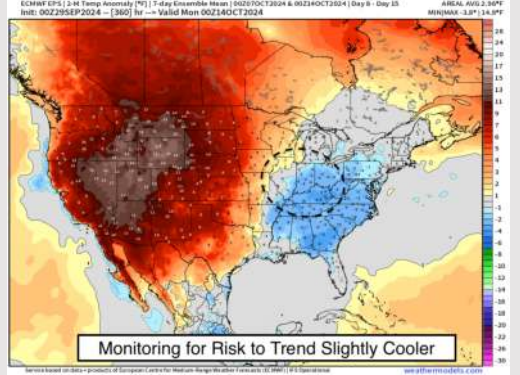


# Houston Pilots: 9/29/24

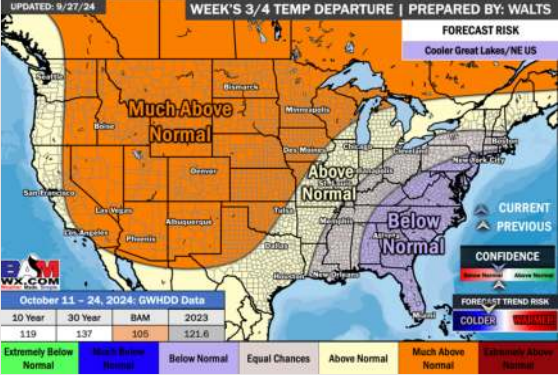
**Next 7 Day Temperature Departure**



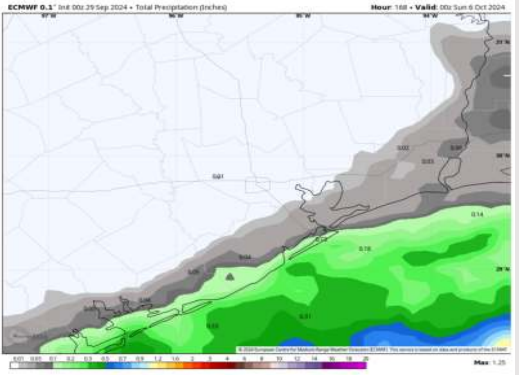
**8-14 Day Temperature Departure**



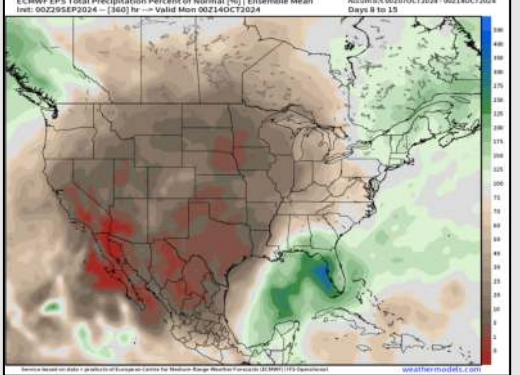
**15-30 Day Temperature Departure**



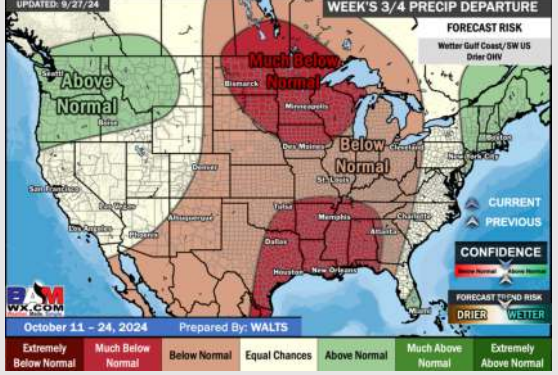
**Next 7 Day Total Precipitation**



**8-14 Day % of Average Precip.**



**15-30 Day % of Average Precip.**



- Temps are expected to be slightly above normal for the week 1 timeframe. Favoring dry conditions through most of week 1 with rain chances increasing into the first weekend of Oct.
- Above normal temperatures are favored for week 2. Confidence is low on rain chances due to additional tropical risks for week 2.
- Above normal temperatures and much below normal precipitation chances are expected for the weeks 3/4 timeframe.