

Houston Pilots Forecast Package



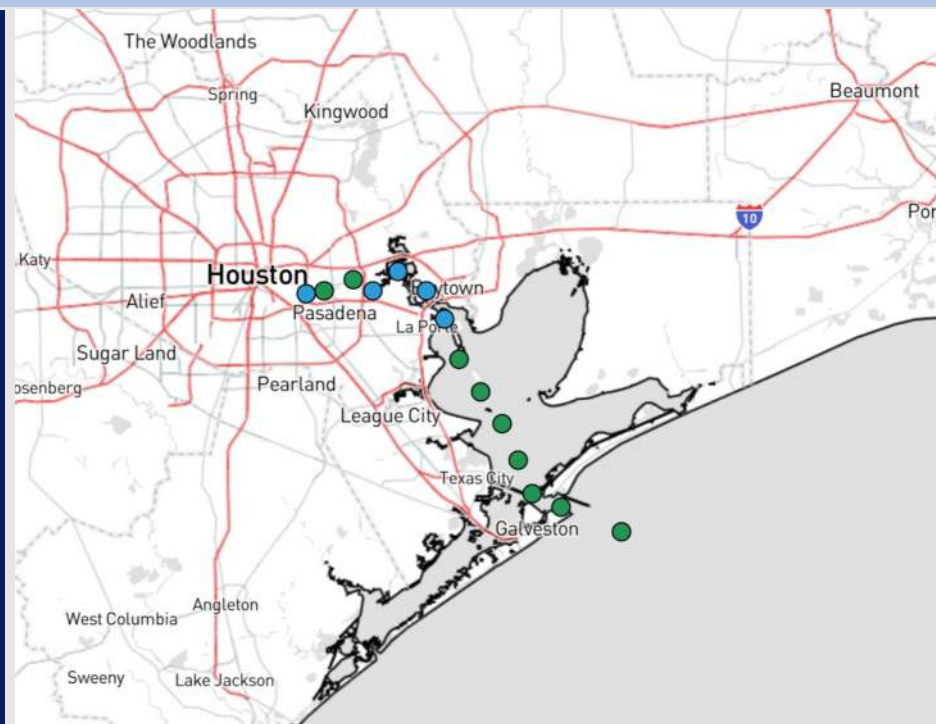
Updated: 10:30 PM CT

Saturday, September 28, 2024

Forecaster: Tyler Riggles

Weather Headlines

- Winds are favored to remain mostly calm through the weekend. Rarely exceeding 12 kts.
- Not anticipating any visibility concerns for stations.
- **Watching the Caribbean closely for the next potential system for next week! See Tropical Update below!**



Current Radar: 10:30 PM CT



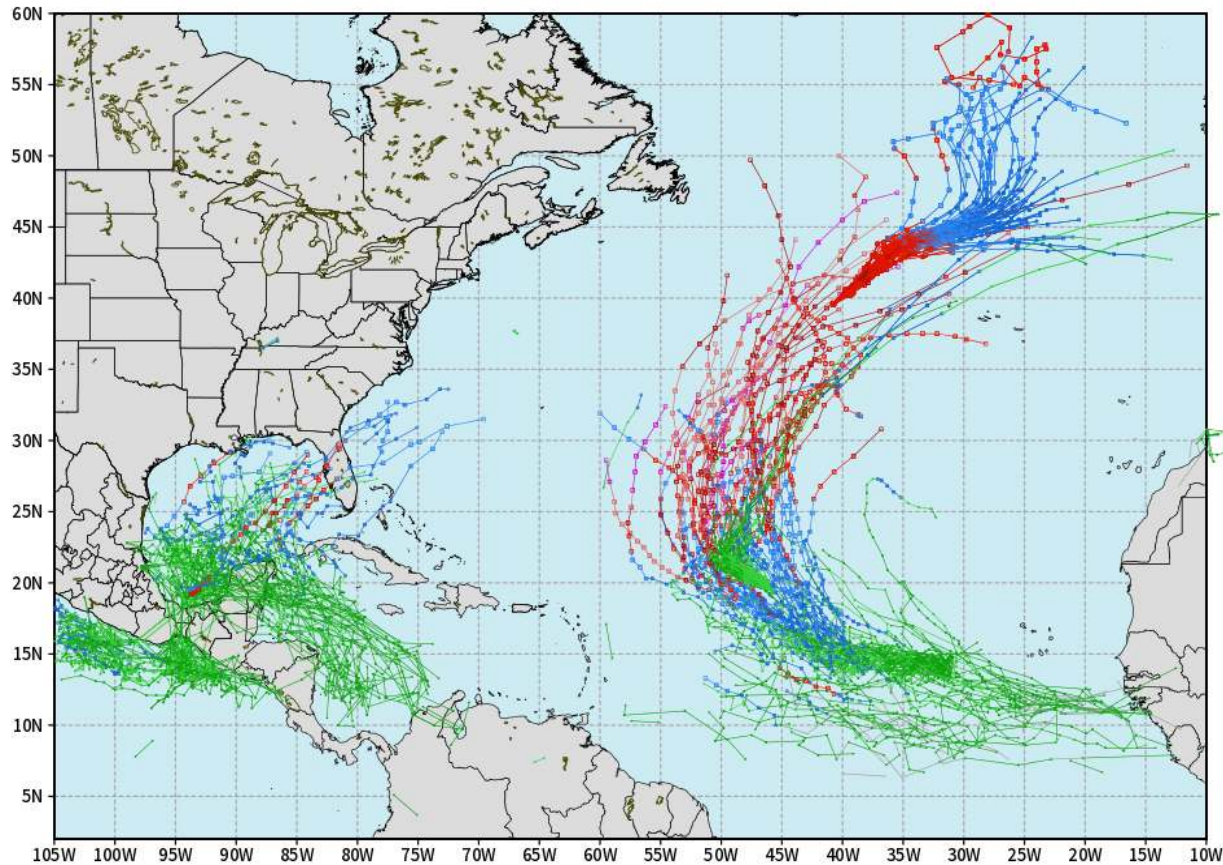
As always, please do not hesitate to reach out to us with any forecast questions via the chat option on Clarity or our on-call number, **(317)-560-8122** press **1** for forecast questions.

Houston Pilots Tropical Update

European Model Next 10 Days - Tropical Tracks

ECMWF ATLANTIC EPS Cyclone Locations --> Next [10-days]
INIT: 12Z28SEP2024 --> UNTIL 12Z08OCT2024

o-o ENSEMBLE MEAN
o-o 1000 - 1010 hPa
o-o 980 - 999 hPa
o-o 960 - 979 hPa
o-o 950 - 959 hPa
o-o < 950 hPa



weathermodels.com

We are favoring a tropical system to develop in the W Caribbean, likely pushing into the Gulf of Mexico by late next week. Confidence is low on exact timing and intensity.

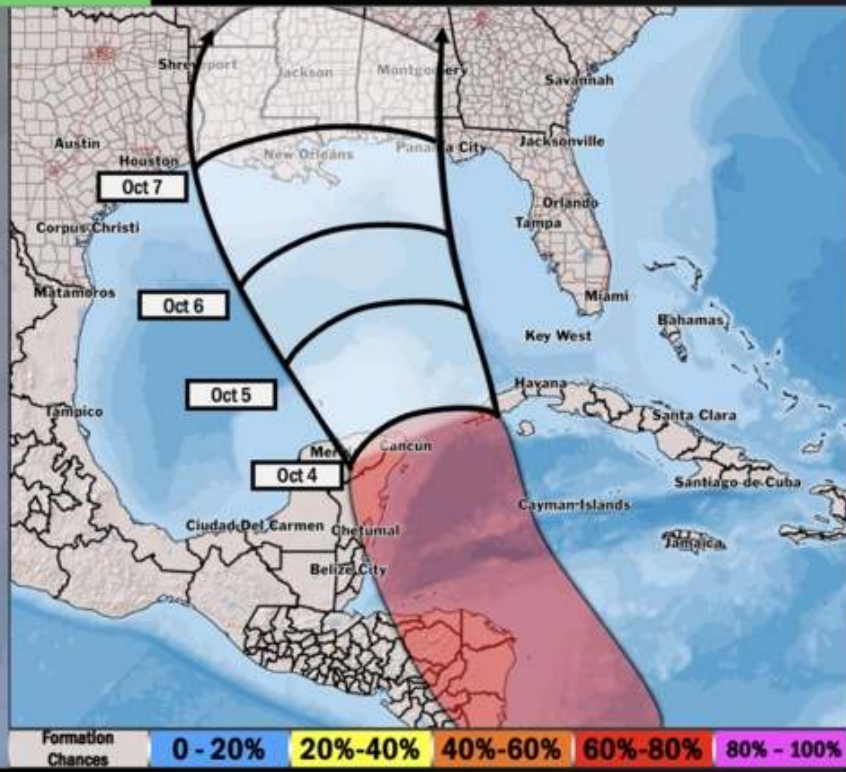
Elsewhere in the Atlantic, Joyce and Issac will remain away from the US Coast.

Houston Pilots Tropical Update



Next Potential Tropical System

TROPICAL INSIGHT 6:00 PM ET Saturday September 28, 2024 Forecaster: Lowry



TIMING: Current – October 7th

FORECAST NOTES:

- ✓ Area in red highlights area of risk for possible development.
- ✓ General timing is provided for the low-pressure system that can gradually work N into the Gulf
- ✓ Timing and formation chances will need adjusted over the coming days,

Houston Pilots Visibility Chart (miles)



Forecast Confidence



Visibility	Sun 12 am	Sun 1 am	Sun 2 am	Sun 3 am	Sun 4 am	Sun 5 am	Sun 6 am	Sun 7 am	Sun 8 am	Sun 9 am	Sun 10 am	Sun 11 am	Sun 12 pm	Sun 1 pm	Sun 2 pm	Sun 3 pm	Sun 4 pm	Sun 5 pm	Sun 6 pm	Sun 7 pm	Sun 8 pm	Sun 9 pm	Sun 10 pm	Sun 11 pm
Houston Pilots N - 610 Bridge	10	10	10	10	10	10	10	10	10	10	10	10	10	10	10	10	10	10	10	10	10	10	10	10
Houston Pilots M - Kinder 1	10	10	10	10	10	10	10	10	10	10	10	10	10	10	10	10	10	10	10	10	10	10	10	10
Houston Pilots L - Greens Bayou	10	10	10	10	10	10	10	10	10	10	10	10	10	10	10	10	10	10	10	10	10	10	10	10
Houston Pilots K - Shell Crude	10	10	10	10	10	10	10	10	10	10	10	10	10	10	10	10	10	10	10	10	10	10	10	10
Houston Pilots J - Lynchburg Ferries	10	10	10	10	10	10	10	10	10	10	10	10	10	10	10	10	10	10	10	10	10	10	10	10
Houston Pilots I - Exxon 3	10	10	10	10	10	10	10	10	10	10	10	10	10	10	10	10	10	10	10	10	10	10	10	10
Houston Pilots H - Morgans Point	10	10	10	10	10	10	10	10	10	10	10	10	10	10	10	10	10	10	10	10	10	10	10	10
Houston Pilots G - 75/76	10	10	10	10	10	10	10	10	10	10	10	10	10	10	10	10	10	10	10	10	10	10	10	10
Houston Pilots F - 63/64	10	10	10	10	10	10	10	10	10	10	10	10	10	10	10	10	10	10	10	10	10	10	10	10
Houston Pilots E - 51/52	10	10	10	10	10	10	10	10	10	10	10	10	10	10	10	10	10	10	10	10	10	10	10	10
Houston Pilots D - 37/38	10	10	10	10	10	10	10	10	10	10	10	10	10	10	10	10	10	10	10	10	10	10	10	10
Houston Pilots C - 25/26	10	10	10	10	10	10	10	10	10	10	10	10	10	10	10	10	10	10	10	10	10	10	10	10
Houston Pilots B - 11/12	10	10	10	10	10	10	10	10	10	10	10	10	10	10	10	10	10	10	10	10	10	10	10	10
Houston Pilots A - 1 & 2 Bravo	10	10	10	10	10	10	10	10	10	10	10	10	10	10	10	10	10	10	10	10	10	10	10	10

NOTE: This is automated data that may/may not agree with the official BAM thinking that's found on the daily slides or special visibility report slides. This data should be used as a guide only

Houston Pilots Wind Chart



Forecast Confidence



Sustained wind 10 Knots
 Gusts 15 Knots
 Wind from the SE

Example

10
 15
 ↙

Wind	Sun 12 am	Sun 1 am	Sun 2 am	Sun 3 am	Sun 4 am	Sun 5 am	Sun 6 am	Sun 7 am	Sun 8 am	Sun 9 am	Sun 10 am	Sun 11 am	Sun 12 pm	Sun 1 pm	Sun 2 pm	Sun 3 pm	Sun 4 pm	Sun 5 pm	Sun 6 pm	Sun 7 pm	Sun 8 pm	Sun 9 pm	Sun 10 pm	Sun 11 pm
Houston Pilots N - 610 Bridge	2 6 ↓	2 6 ↓	2 7 ↓	2 7 ↓	2 7 ↓	3 7 ↓	3 7 ↓	3 7 ↓	3 9 ↓	3 9 ↓	3 8 ↓	3 9 ↓	3 9 ↓	5 9 ↓	5 9 ↓	5 9 ↓	5 9 ↓	5 9 ↓	5 9 ↓	3 9 ↓	3 8 ↓	3 7 ↓	2 6 ↑	2 5 ↑
Houston Pilots M - Kinder 1	2 6 ↓	2 6 ↓	2 6 ↓	2 6 ↓	3 7 ↓	3 7 ↓	3 7 ↓	3 7 ↓	3 9 ↓	3 8 ↓	3 8 ↓	3 9 ↓	3 9 ↓	5 9 ↓	5 9 ↓	5 9 ↓	5 9 ↓	5 9 ↓	3 9 ↓	3 9 ↓	3 8 ↓	3 7 ↓	2 6 ↑	2 5 ↑
Houston Pilots L - Greens Bayou	2 6 ↓	2 6 ↓	2 6 ↓	2 6 ↓	2 7 ↓	3 7 ↓	3 7 ↓	3 7 ↓	3 9 ↓	3 8 ↓	3 9 ↓	3 9 ↓	3 9 ↓	3 9 ↓	5 9 ↓	5 9 ↓	5 9 ↓	5 9 ↓	5 9 ↓	3 8 ↓	3 8 ↓	3 7 ↓	2 6 ↑	2 5 ↑
Houston Pilots K - Shell Crude	2 6 ↓	2 6 ↓	2 6 ↓	2 6 ↓	2 7 ↓	3 7 ↓	3 7 ↓	3 7 ↓	3 9 ↓	3 8 ↓	3 8 ↓	3 9 ↓	3 9 ↓	3 9 ↓	5 8 ↓	5 9 ↓	5 9 ↓	5 9 ↓	5 9 ↓	3 8 ↓	3 8 ↓	3 7 ↓	2 6 ↑	2 5 ↑
Houston Pilots J - Lynchburg Ferries	2 6 ↓	2 5 ↓	2 6 ↓	2 6 ↓	2 6 ↓	3 7 ↓	3 7 ↓	3 7 ↓	3 8 ↓	3 8 ↓	3 8 ↓	3 9 ↓	3 9 ↓	3 9 ↓	3 8 ↓	3 9 ↓	3 8 ↓	3 8 ↓	3 8 ↓	3 8 ↓	3 8 ↓	2 7 ↓	2 6 ↑	1 5 ↑
Houston Pilots I - Exxon 3	6 8 ↓	6 7 ↓	6 7 ↓	6 7 ↓	6 7 ↓	6 8 ↓	6 8 ↓	6 9 ↓	6 9 ↓	6 9 ↓	6 9 ↓	6 9 ↓	5 9 ↓	5 9 ↓	6 9 ↓	6 9 ↓	6 10 ↓	6 10 ↓	6 9 ↓	6 10 ↓	6 9 ↓	5 7 ↓	5 7 ↓	3 6 ↑
Houston Pilots H - Morgans Point	5 7 ↓	5 7 ↓	5 7 ↓	5 7 ↓	6 7 ↓	6 8 ↓	6 8 ↓	6 9 ↓	6 9 ↓	6 9 ↓	6 9 ↓	6 9 ↓	5 9 ↓	5 9 ↓	6 9 ↓	6 9 ↓	6 10 ↓	6 9 ↓	6 9 ↓	6 9 ↓	6 9 ↓	5 7 ↓	5 7 ↓	3 6 ↑
Houston Pilots G - 75/76	6 8 ↓	6 8 ↓	6 8 ↓	6 8 ↓	6 8 ↓	6 9 ↓	7 9 ↓	8 10 ↓	8 12 ↓	8 10 ↓	7 10 ↓	6 10 ↓	5 9 ↓	5 9 ↓	5 8 ↓	5 9 ↓	5 9 ↓	6 9 ↓	6 9 ↓	6 10 ↓	6 10 ↓	6 8 ↓	6 7 ↓	6 7 ↓
Houston Pilots F - 63/64	6 8 ↓	6 8 ↓	6 8 ↓	6 8 ↓	6 8 ↓	6 9 ↓	7 9 ↓	8 10 ↓	8 12 ↓	8 10 ↓	7 10 ↓	6 10 ↓	5 9 ↓	3 9 ↓	3 8 ↓	3 9 ↓	5 8 ↓	5 8 ↓	6 9 ↓	6 9 ↓	6 9 ↓	6 8 ↓	6 7 ↓	6 7 ↓
Houston Pilots E - 51/52	6 8 ↓	6 8 ↓	6 8 ↓	6 8 ↓	6 8 ↓	6 9 ↓	7 10 ↓	7 12 ↓	8 10 ↓	7 10 ↓	7 10 ↓	7 10 ↓	6 9 ↓	5 8 ↓	3 8 ↓	3 8 ↓	3 8 ↓	5 8 ↓	6 9 ↓	6 9 ↓	6 9 ↓	6 8 ↓	6 7 ↓	6 7 ↓
Houston Pilots D - 37/38	6 9 ↓	6 9 ↓	6 8 ↓	6 8 ↓	6 8 ↓	6 9 ↓	7 10 ↓	7 12 ↓	8 10 ↓	8 10 ↓	7 10 ↓	7 10 ↓	6 9 ↓	5 8 ↓	3 8 ↓	3 8 ↓	3 8 ↓	5 7 ↓	6 9 ↓	6 9 ↓	6 9 ↓	6 8 ↓	5 7 ↓	5 7 ↓
Houston Pilots C - 25/26	6 9 ↓	6 9 ↓	6 8 ↓	6 8 ↓	6 8 ↓	6 9 ↓	6 10 ↓	7 12 ↓	8 10 ↓	8 10 ↓	7 12 ↓	7 10 ↓	6 9 ↓	5 8 ↓	5 8 ↓	3 8 ↓	3 8 ↓	3 7 ↓	5 8 ↓	6 8 ↓	6 8 ↓	6 8 ↓	5 7 ↓	5 7 ↓
Houston Pilots B - 11/12	6 9 ↓	6 9 ↓	6 9 ↓	6 8 ↓	6 8 ↓	6 9 ↓	6 10 ↓	6 12 ↓	7 10 ↓	7 10 ↓	7 12 ↓	7 10 ↓	6 9 ↓	6 8 ↓	5 8 ↓	5 8 ↓	3 8 ↓	3 8 ↓	3 8 ↓	5 8 ↓	5 8 ↓	5 8 ↓	5 7 ↓	3 7 ↓
Houston Pilots A - 1 & 2 Bravo	8 12 →	8 12 →	7 10 →	7 10 →	7 10 →	7 10 →	8 10 →	8 12 →	8 13 →	8 13 →	8 13 →	8 12 →	6 10 →	6 9 →	5 8 →	3 8 →	3 7 →	3 7 →	5 8 →	5 8 →	5 8 →	5 7 →	5 7 →	5 8 →

NOTE: This is automated data that may/may not agree with the official BAM thinking that's found on the daily slides. This data should be used as a guide only.

Houston Pilots: SUN. 9/29/2024



Forecast Discussion

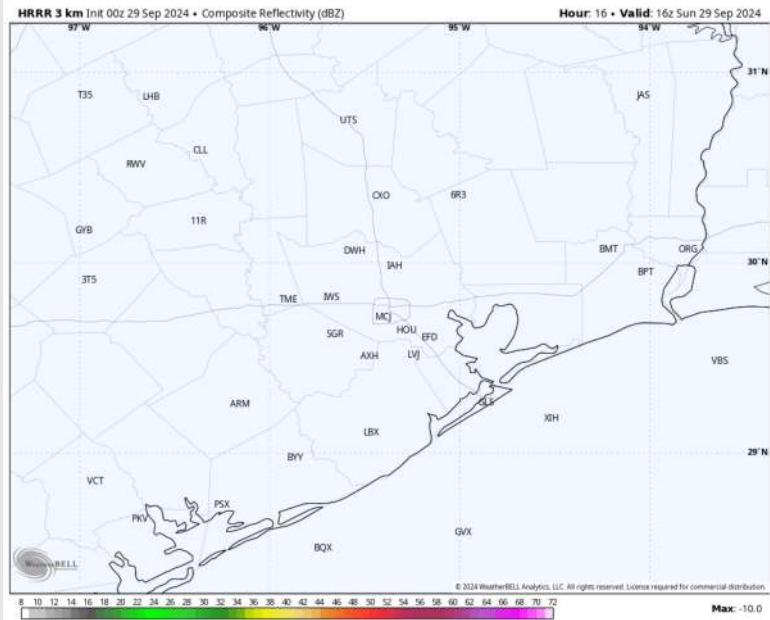
Precip: Favoring dry conditions through the day.

Wind: Winds will be generally out of the N/NW by 3 AM. Winds will remain there through 5 PM before shifting to out of the SW. **N of Morgan's Point:** Winds will be at 2 – 7 kts. **S of Morgan's Point:** Winds will be 5-10 kts throughout the day.

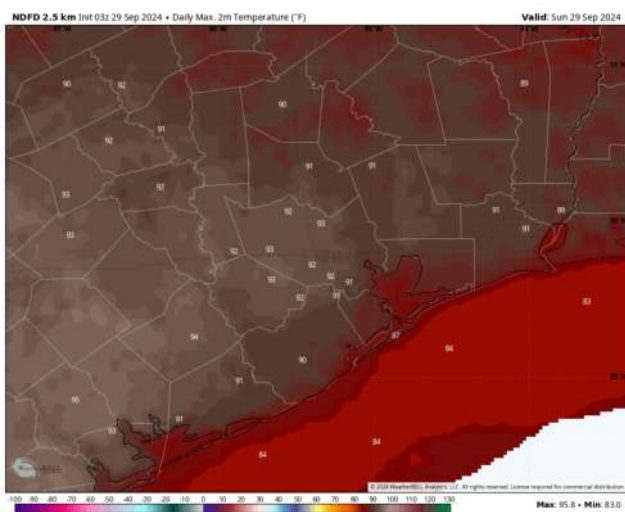
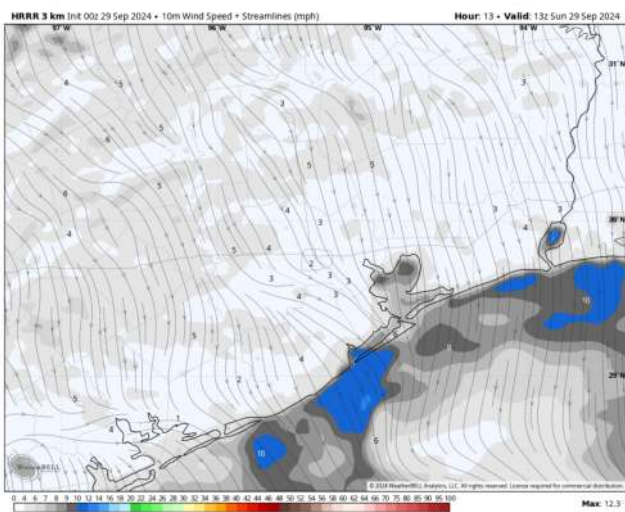
High Temps: **N of Morgan's Point:** Low 90s F. **S of Morgan's Point:** Mid 80s F.

Visibility: Not favoring any fog concerns for today.

Precip Image: 11 AM CT



Wind Speed:
8 AM CT

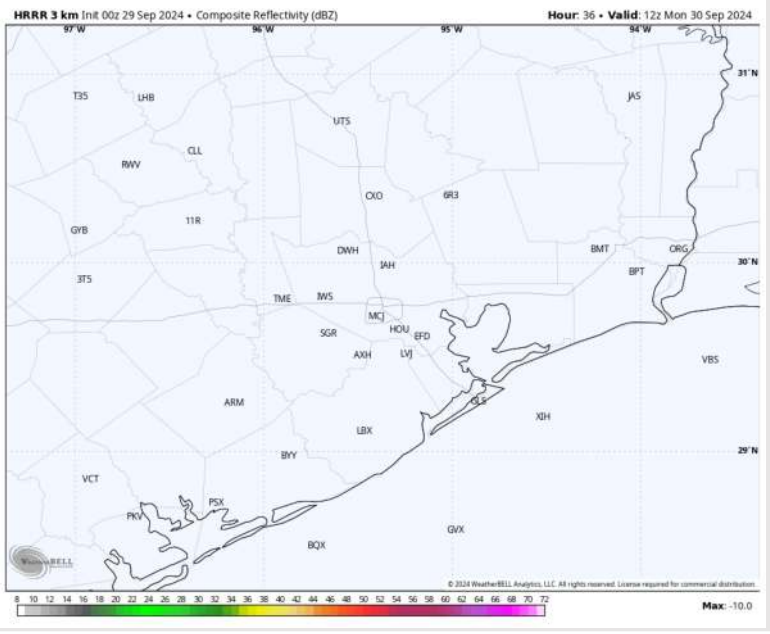


High Temps
Today

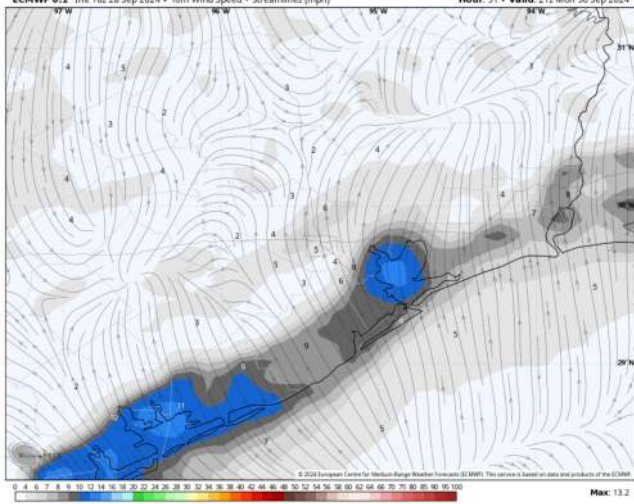
Forecast Discussion

- Precip:** Favoring dry conditions for Monday.
- Wind:** Winds will start out of the SW before shifting to the NW by 6 AM. Winds will become variable by 12 PM and then settle out of the S by 3 PM MON. **N of Morgan's Point:** Winds will be sustained at 2 – 6 kts throughout Monday. **S of Morgan's Point:** Winds will be at 4 – 8 kts throughout the day.
- High Temps:** **N of Morgan's Point:** Lower to mid 90s F. **S of Morgan's Point:** Mid 80s F
- Visibility:** Not anticipating any visibility concerns for Monday.

Precip Image: 7 AM CT

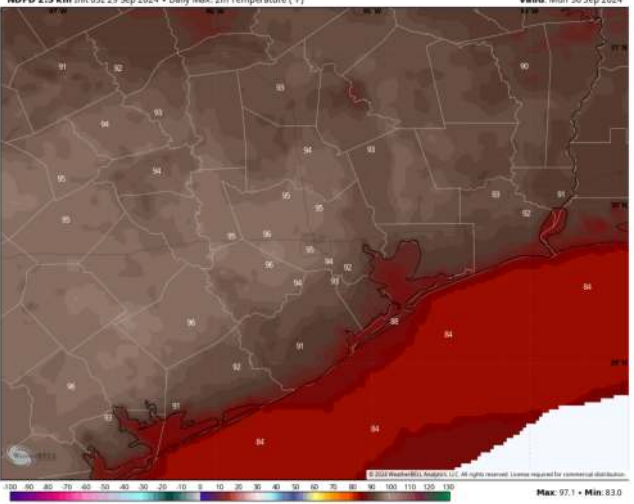


ECMWF 0.1° Init 18z 28 Sep 2024 • 10m Wind Speed + Streamlines (mph) Hour: 51 • Valid: 21z Mon 30 Sep 2024



Wind Speed:
5 PM CT

NDFD 2.5 km Init 03z 29 Sep 2024 • Daily Max, 2m Temperature (°F) Valid: Mon 30 Sep 2024



High Temps
Monday

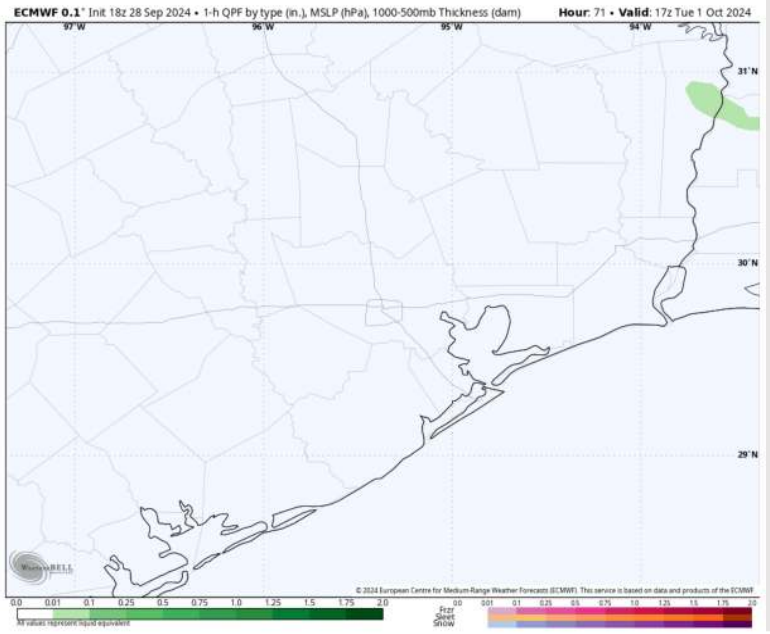
Houston Pilots: TUE. 10/1/2024



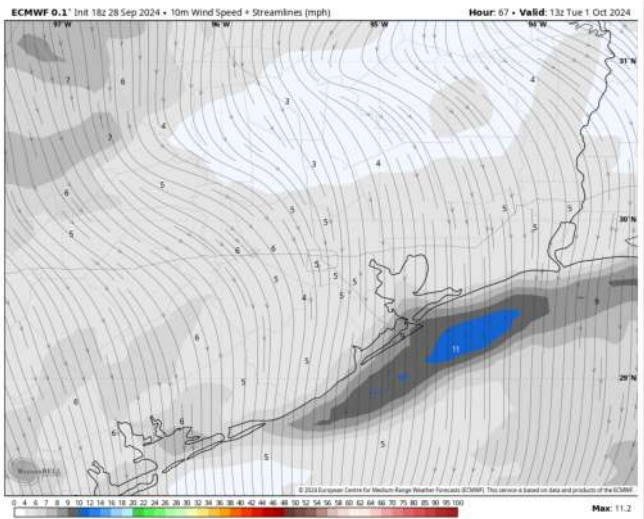
Forecast Discussion

- Precip:** Favoring dry conditions for Tuesday.
- Wind:** Winds will gradually rotate clockwise through 9 AM, settling out of the N/NE after that time. **N of Morgan's Point:** Winds at 3-8 kts throughout the day. **S of Morgan's Point:** Winds will be at 4-9 kts throughout the day Tuesday.
- High Temps:** **N of Morgan's Point:** Mid 90s F. **S of Morgan's Point:** Mid 80s F.
- Visibility:** Not anticipating any visibility concerns for Tuesday.

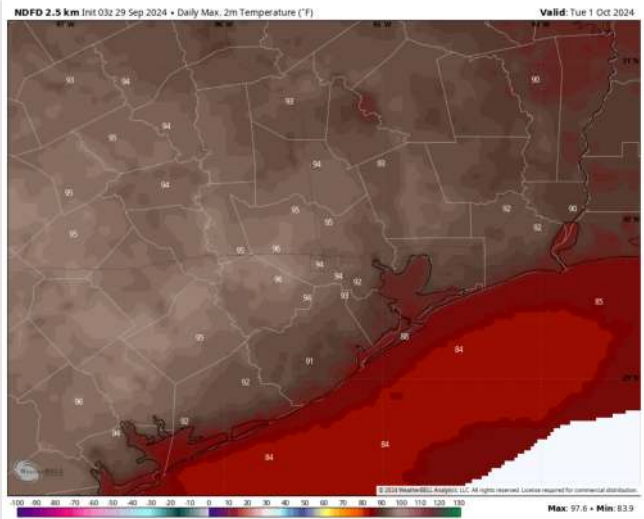
Precip Image: 12 PM CT



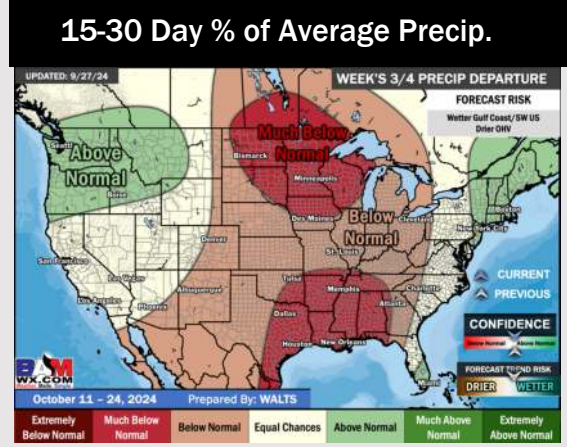
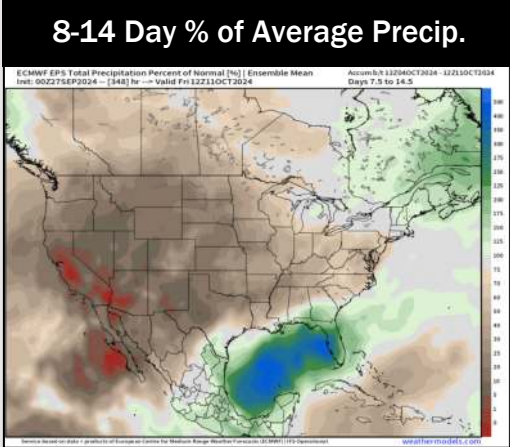

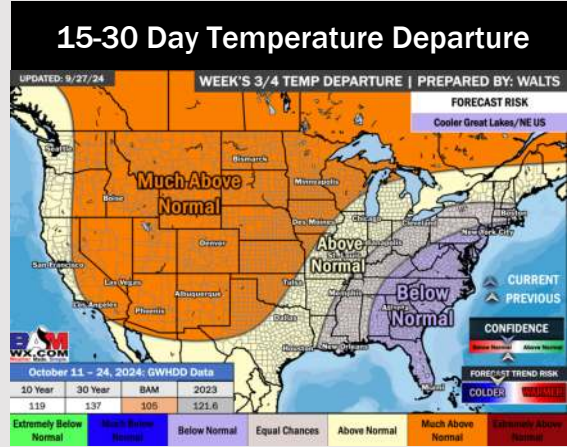
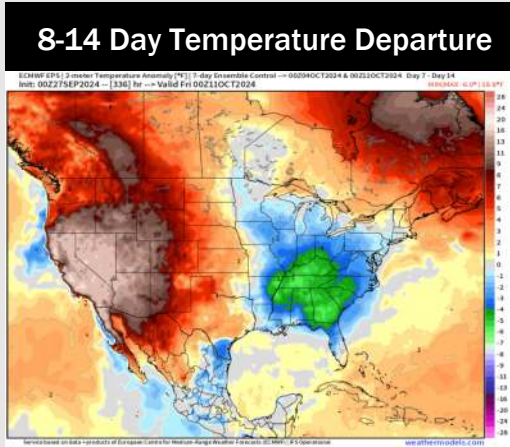
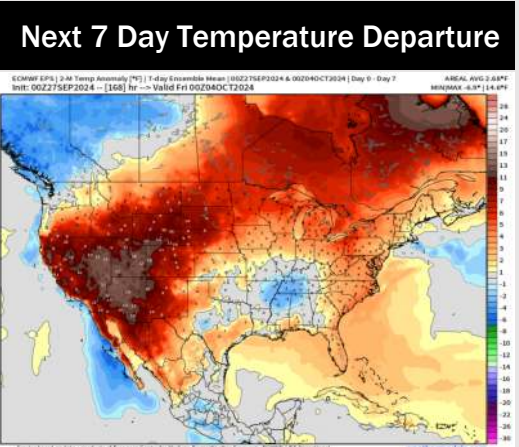
Wind Speed
8 AM CT



High Temps
Tuesday



Houston Pilots: 9/29/24



- Temps are expected to be slightly above normal for the week 1 timeframe. Favoring dry conditions through most of week 1 with rain chances increasing into the first weekend of Oct.
- Above normal temperatures are favored for week 2. Confidence is low on rain chances due to additional tropical risks for week 2.
- Above normal temperatures and much below normal precipitation chances are expected for the weeks ¾ timeframe.