

Houston Pilots Forecast Package



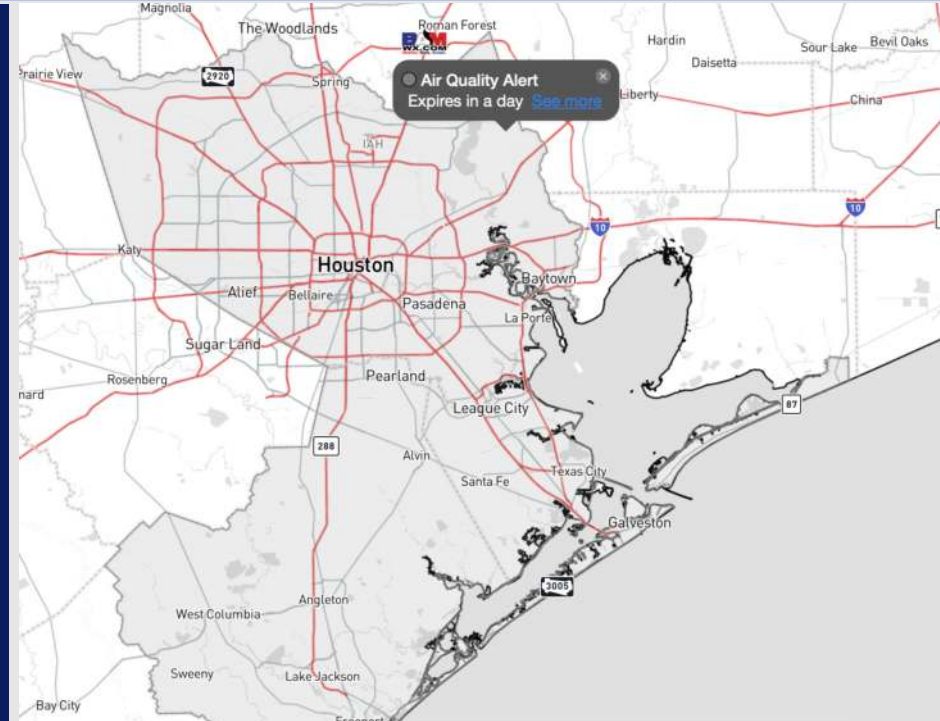
Updated: 3:15 PM CT

Friday, September 27, 2024

Forecaster: Alyssa Elliott

Weather Headlines

- Winds are favored to remain mostly calm through the weekend. Rarely exceeding 15 kts.
- Not anticipating any visibility concerns for stations.
- Tropical storm Helene continues to track into the OH Valley. Southeast TX continues to see no impacts.

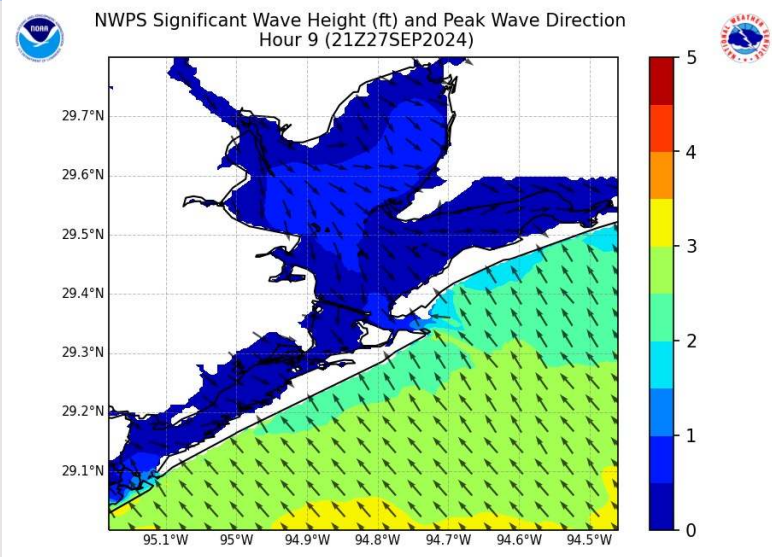


Current Radar: 2:40 PM CT



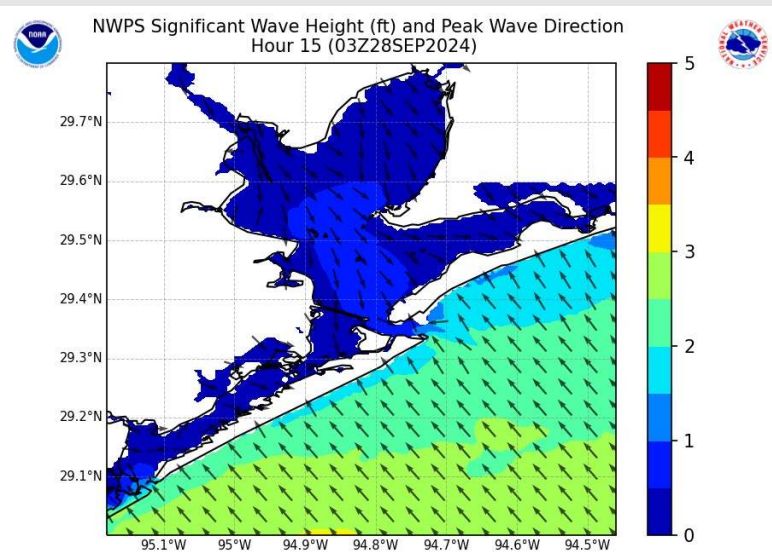
As always, please do not hesitate to reach out to us with any forecast questions via the chat option on Clarity or our on-call number, **(317)-560-8122** press **1** for forecast questions.

Wave Height Forecast Update



4 PM CT FRI

Wave heights currently at 2 – 3 ft for the Boarding Station and Station 11/12.



7 PM CT FRI

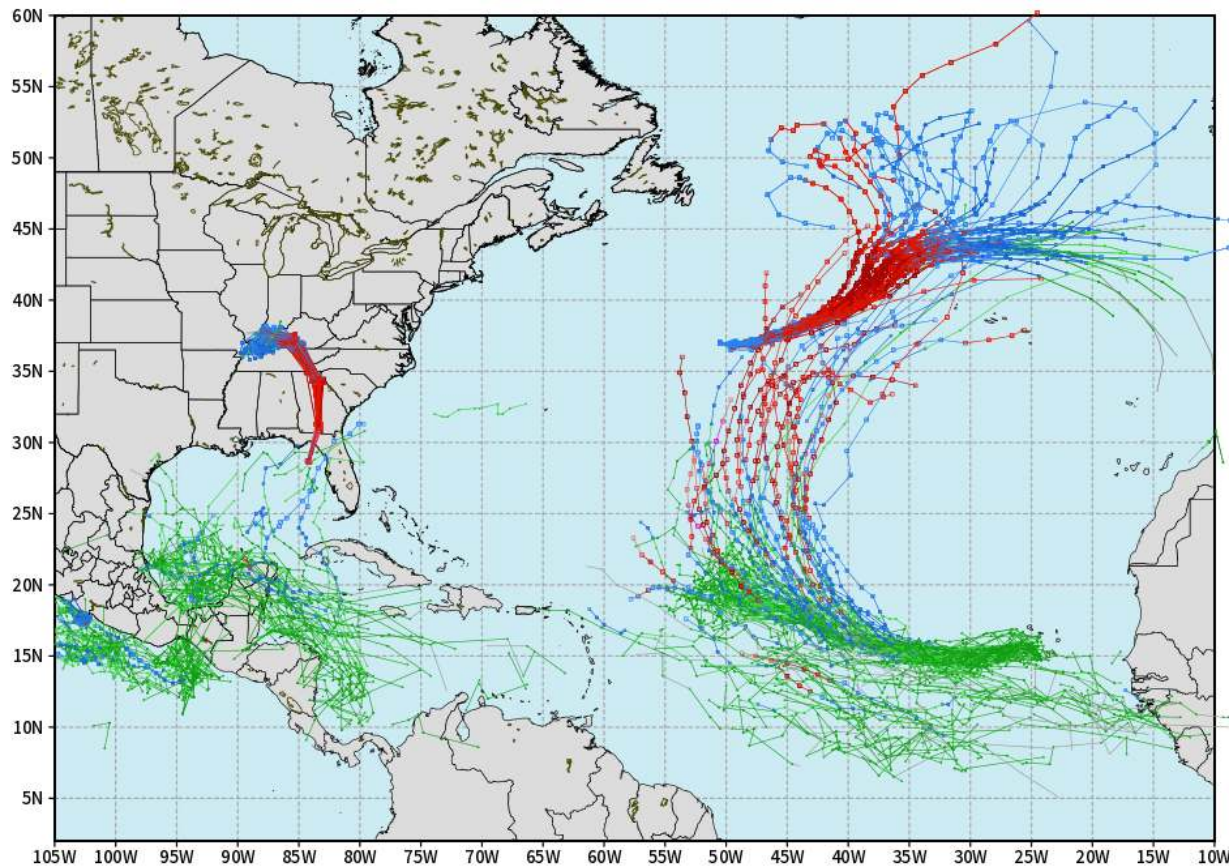
Waves will continue to decrease through the evening, dropping to be at 2 ft or less after 10 PM today.

Houston Pilots Tropical Update

European Model Next 10 Days - Tropical Tracks

ECMWF ATLANTIC EPS Cyclone Locations --> Next [10-days]
INIT: 00Z27SEP2024 --> UNTIL 00Z07OCT2024

o-o ENSEMBLE MEAN
o-o 1000 - 1010 hPa
o-o 980 - 999 hPa
o-o 960 - 979 hPa
o-o 950 - 959 hPa
o-o < 950 hPa



weathermodels.com

Tropical Storm Helene continues to track into the OH Valley leaving SE TX without impacts.

We need to continue watching the Caribbean for any additional tropical development.

Houston Pilots Visibility Chart (miles)



Forecast Confidence



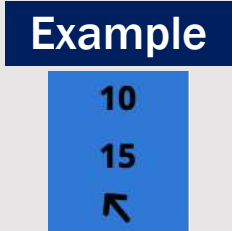
Visibility	Fri 4 pm	Fri 5 pm	Fri 6 pm	Fri 7 pm	Fri 8 pm	Fri 9 pm	Fri 10 pm	Fri 11 pm	Sat 12 am	Sat 1 am	Sat 2 am	Sat 3 am	Sat 4 am	Sat 5 am	Sat 6 am	Sat 7 am	Sat 8 am	Sat 9 am	Sat 10 am	Sat 11 am	Sat 12 pm	Sat 1 pm	Sat 2 pm	Sat 3 pm
Houston Pilots N - 610 Bridge	10	10	10	10	10	10	10	10	10	10	10	10	10	10	10	10	10	10	10	10	10	10	10	10
Houston Pilots M - Kinder 1	10	10	10	10	10	10	10	10	10	10	10	10	10	10	10	10	10	10	10	10	10	10	10	10
Houston Pilots L - Greens Bayou	10	10	10	10	10	10	10	10	10	10	10	10	10	10	10	10	10	10	10	10	10	10	10	10
Houston Pilots K - Shell Crude	10	10	10	10	10	10	10	10	10	10	10	10	10	10	10	10	10	10	10	10	10	10	10	10
Houston Pilots J - Lynchburg Ferries	10	10	10	10	10	10	10	10	10	10	10	10	10	10	10	10	10	10	10	10	10	10	10	10
Houston Pilots I - Exxon 3	10	10	10	10	10	10	10	10	10	10	10	10	10	10	10	10	10	10	10	10	10	10	10	10
Houston Pilots H - Morgans Point	10	10	10	10	10	10	10	10	10	10	10	10	10	10	10	10	10	10	10	10	10	10	10	10
Houston Pilots G - 75/76	10	10	10	10	10	10	10	10	10	10	10	10	10	10	10	10	10	10	10	10	10	10	10	10
Houston Pilots F - 63/64	10	10	10	10	10	10	10	10	10	10	10	10	10	10	10	10	10	9	10	10	10	10	10	10
Houston Pilots E - 51/52	10	10	10	10	10	10	10	10	10	10	10	10	10	10	10	10	10	10	10	10	10	10	10	10
Houston Pilots D - 37/38	10	10	10	10	10	10	10	10	10	10	10	10	10	10	10	10	10	10	10	10	10	10	10	10
Houston Pilots C - 25/26	10	10	10	10	10	10	10	10	10	10	10	10	10	10	10	10	10	10	10	10	10	10	10	10
Houston Pilots B - 11/12	10	10	10	10	10	10	10	10	10	10	10	10	10	10	10	10	10	10	10	10	10	10	10	10
Houston Pilots A - 1 & 2 Bravo	10	10	10	10	10	10	10	10	10	10	10	10	10	10	10	10	10	9	10	10	10	10	10	10

NOTE: This is automated data that may/may not agree with the official BAM thinking that's found on the daily slides or special visibility report slides. This data should be used as a guide only

Houston Pilots Wind Chart



Sustained wind 10 Knots
 Gusts 15 Knots
 Wind from the SE



Wind	Fri 4 pm	Fri 5 pm	Fri 6 pm	Fri 7 pm	Fri 8 pm	Fri 9 pm	Fri 10 pm	Fri 11 pm	Sat 12 am	Sat 1 am	Sat 2 am	Sat 3 am	Sat 4 am	Sat 5 am	Sat 6 am	Sat 7 am	Sat 8 am	Sat 9 am	Sat 10 am	Sat 11 am	Sat 12 pm	Sat 1 pm	Sat 2 pm	Sat 3 pm
Houston Pilots N - 610 Bridge	9 21 ↘	9 21 ↘	9 20 ↘	8 16 ↘	7 14 ↘	5 12 ↘	5 10 ↘	5 9 ↘	5 9 ↘	3 8 ↘	5 8 ↘	5 8 ↘	5 9 ↘	5 9 ↘	5 10 ↘	5 10 ↘	5 10 ↘	5 10 ↘	6 12 ↘	7 14 ↘	8 16 ↘	8 17 ↘	9 20 ↘	9 20 ↘
Houston Pilots M - Kinder 1	9 21 ↘	9 21 ↘	8 17 ↘	7 16 ↘	6 14 ↘	5 12 ↘	5 9 ↘	5 9 ↘	5 8 ↘	3 8 ↘	5 8 ↘	5 8 ↘	5 9 ↘	5 9 ↘	5 10 ↘	5 10 ↘	5 10 ↘	5 10 ↘	6 12 ↘	7 14 ↘	8 16 ↘	8 17 ↘	9 20 ↘	10 20 ↘
Houston Pilots L - Greens Bayou	10 21 ↘	9 21 ↘	8 17 ↘	7 16 ↘	6 14 ↘	5 10 ↘	5 9 ↘	5 9 ↘	3 8 ↘	3 8 ↘	5 8 ↘	5 8 ↘	5 9 ↘	5 9 ↘	5 10 ↘	5 10 ↘	5 10 ↘	5 10 ↘	6 12 ↘	7 14 ↘	7 16 ↘	8 17 ↘	9 20 ↘	10 20 ↘
Houston Pilots K - Shell Crude	9 20 ↘	9 20 ↘	8 17 ↘	7 15 ↘	6 12 ↘	5 10 ↘	5 9 ↘	5 8 ↘	3 8 ↘	3 8 ↘	5 8 ↘	5 8 ↘	5 9 ↘	5 9 ↘	5 10 ↘	5 10 ↘	5 10 ↘	5 10 ↘	6 12 ↘	7 14 ↘	7 16 ↘	8 17 ↘	9 20 ↘	9 20 ↘
Houston Pilots J - Lynchburg Ferries	9 20 ↘	9 20 ↘	8 17 ↘	7 15 ↘	5 12 ↘	5 10 ↘	5 9 ↘	3 8 ↘	3 8 ↘	3 8 ↘	3 8 ↘	3 8 ↘	5 8 ↘	5 9 ↘	5 9 ↘	5 10 ↘	5 10 ↘	5 10 ↘	6 12 ↘	6 14 ↘	7 16 ↘	8 17 ↘	9 17 ↘	9 20 ↘
Houston Pilots I - Exxon 3	13 21 ↘	13 21 ↘	12 20 ↘	10 16 ↘	9 14 ↘	8 12 ↘	7 10 ↘	7 10 ↘	7 10 ↘	7 10 ↘	7 10 ↘	7 10 ↘	8 10 ↘	8 12 ↘	8 12 ↘	8 12 ↘	9 14 ↘	9 14 ↘	9 15 ↘	9 15 ↘	9 16 ↘	10 18 ↘	13 21 ↘	13 21 ↘
Houston Pilots H - Morgans Point	13 21 ↘	13 21 ↘	12 17 ↘	10 16 ↘	8 14 ↘	8 12 ↘	7 10 ↘	7 10 ↘	7 10 ↘	7 10 ↘	7 10 ↘	7 10 ↘	8 10 ↘	8 12 ↘	8 12 ↘	8 12 ↘	8 14 ↘	8 14 ↘	9 15 ↘	9 15 ↘	9 16 ↘	10 17 ↘	12 20 ↘	13 20 ↘
Houston Pilots G - 75/76	12 20 ↘	12 20 ↘	12 20 ↘	10 16 ↘	9 15 ↘	9 14 ↘	8 12 ↘	8 12 ↘	8 12 ↘	9 12 ↘	9 12 ↘	9 12 ↘	9 14 ↘	10 14 ↘	10 14 ↘	10 15 ↘	10 15 ↘	10 15 ↘	10 16 ↘	10 16 ↘	10 17 ↘	10 18 ↘	12 20 ↘	12 20 ↘
Houston Pilots F - 63/64	10 20 ↘	10 20 ↘	10 17 ↘	10 16 ↘	9 15 ↘	9 14 ↘	9 12 ↘	9 12 ↘	9 12 ↘	9 12 ↘	9 14 ↘	9 14 ↘	9 14 ↘	10 14 ↘	10 14 ↘	10 15 ↘	10 15 ↘	10 16 ↘	10 16 ↘	10 16 ↘	9 17 ↘	9 17 ↘	10 17 ↘	10 17 ↘
Houston Pilots E - 51/52	9 17 ↘	10 17 ↘	10 17 ↘	10 16 ↘	9 15 ↘	9 14 ↘	9 14 ↘	9 14 ↘	9 14 ↘	9 14 ↘	9 14 ↘	9 14 ↘	9 14 ↘	9 14 ↘	10 14 ↘	10 15 ↘	10 15 ↘	10 15 ↘	10 16 ↘	10 16 ↘	10 17 ↘	10 17 ↘	10 17 ↘	10 17 ↘
Houston Pilots D - 37/38	9 17 ↘	10 17 ↘	10 17 ↘	10 16 ↘	9 15 ↘	9 15 ↘	9 14 ↘	9 14 ↘	9 14 ↘	9 14 ↘	9 14 ↘	9 14 ↘	9 14 ↘	9 14 ↘	10 14 ↘	10 15 ↘	10 15 ↘	10 15 ↘	10 16 ↘	10 16 ↘	10 17 ↘	10 17 ↘	10 17 ↘	9 16 ↘
Houston Pilots C - 25/26	9 16 ↘	10 17 ↘	10 16 ↘	10 16 ↘	10 16 ↘	10 15 ↘	10 15 ↘	9 15 ↘	9 14 ↘	9 14 ↘	9 14 ↘	9 14 ↘	9 14 ↘	9 14 ↘	9 14 ↘	10 15 ↘	10 15 ↘	10 15 ↘	10 16 ↘	10 16 ↘	10 17 ↘	10 17 ↘	10 17 ↘	9 16 ↘
Houston Pilots B - 11/12	10 17 ↘	10 17 ↘	10 16 ↘	10 16 ↘	9 16 ↘	9 15 ↘	8 15 ↘	8 15 ↘	8 14 ↘	8 14 ↘	8 14 ↘	8 14 ↘	8 14 ↘	8 14 ↘	8 15 ↘	9 15 ↘	9 15 ↘	9 15 ↘	9 16 ↘	10 16 ↘	10 16 ↘	10 17 ↘	10 17 ↘	10 17 ↘
Houston Pilots A - 1 & 2 Bravo	12 17 ↘	12 20 ↘	12 20 ↘	12 18 ↘	12 17 ↘	12 17 ↘	12 17 ↘	12 17 ↘	12 16 ↘	12 16 ↘	12 16 ↘	12 16 ↘	12 16 ↘	12 16 ↘	12 16 ↘	12 16 ↘	12 17 ↘	13 17 ↘	13 17 ↘	13 18 ↘	13 20 ↘	13 18 ↘	12 20 ↘	12 17 ↘

NOTE: This is automated data that may/may not agree with the official BAM thinking that's found on the daily slides. This data should be used as a guide only.

Houston Pilots: FRI. 9/27/2024



Forecast Discussion

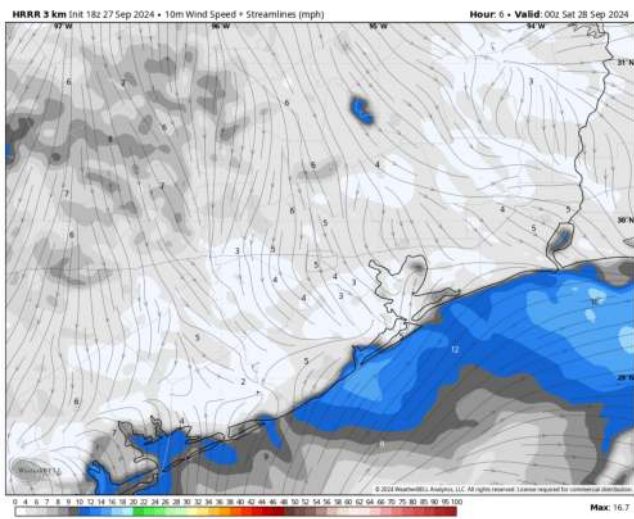
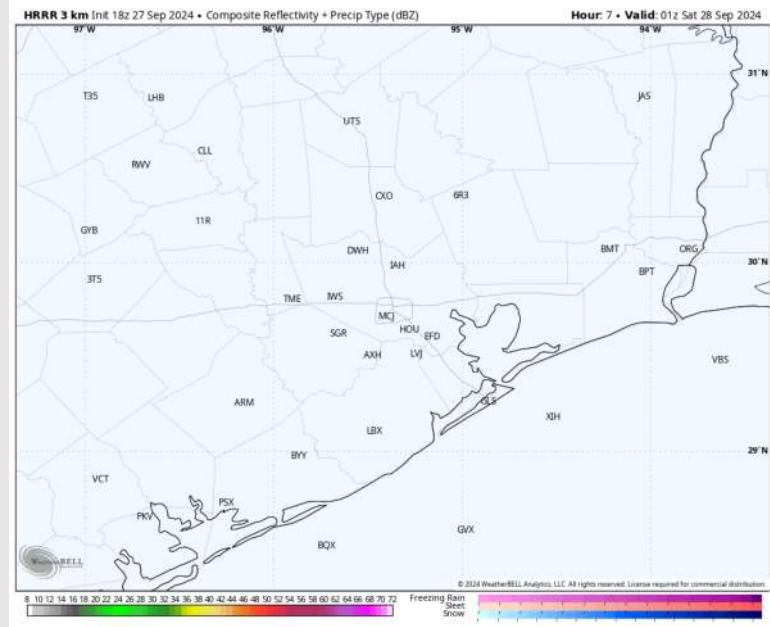
Precip: Favoring dry conditions for the rest of the day.

Wind: Winds will be variable through the evening with a tendency to be out of the WSW S of station 11/12. **N of Morgan's Point:** Winds will be sustained at 4 – 9 kts throughout the PM. **S of Morgan's Point:** Winds will be at 7 – 12 kts through the PM.

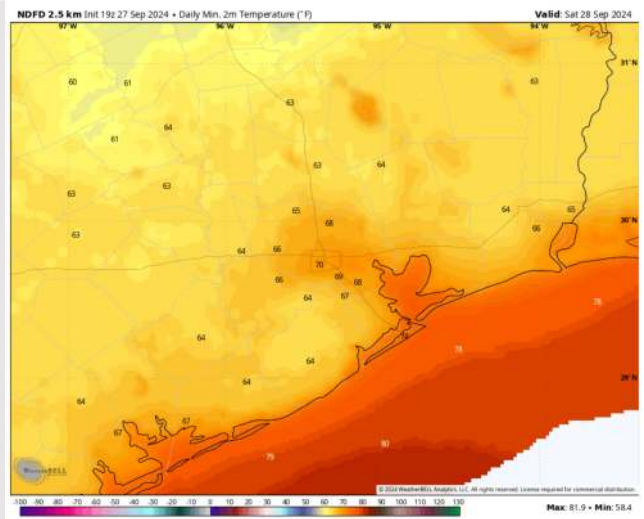
Low Temps: **N of Morgan's Point:** Upper 60s F. **S of Morgan's Point:** Mid 70s F

Visibility: Not anticipating any visibility concerns for tonight.

Precip Image: 8 PM CT



Wind Speed:
7 PM CT



Low Temps
SAT AM

Houston Pilots: SAT. 9/28/2024



Forecast Discussion

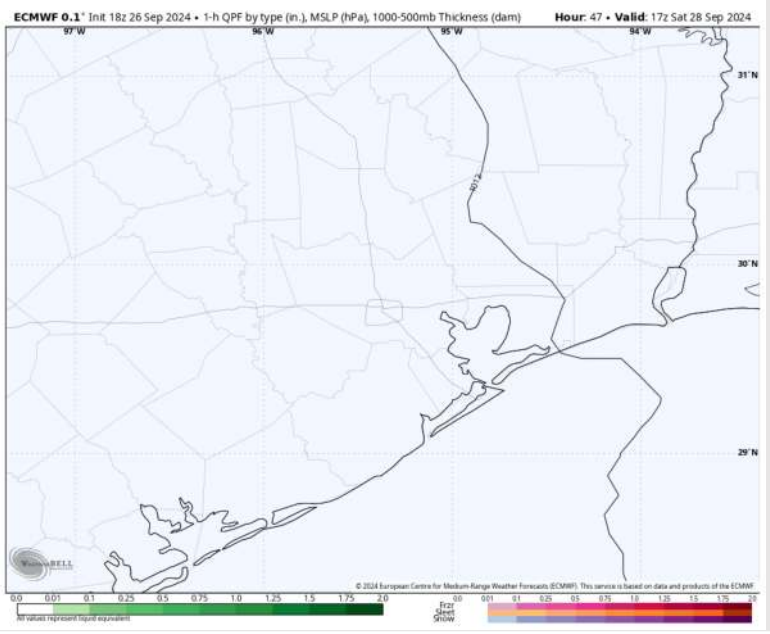
Precip: Favoring dry conditions for Saturday.

Wind: Winds will be out of the NW through the day. **N of Morgan's Point:** Winds at 3-8 kts throughout the day on Saturday. **S of Morgan's Point:** Winds will be 7-12 kts for all of Saturday.

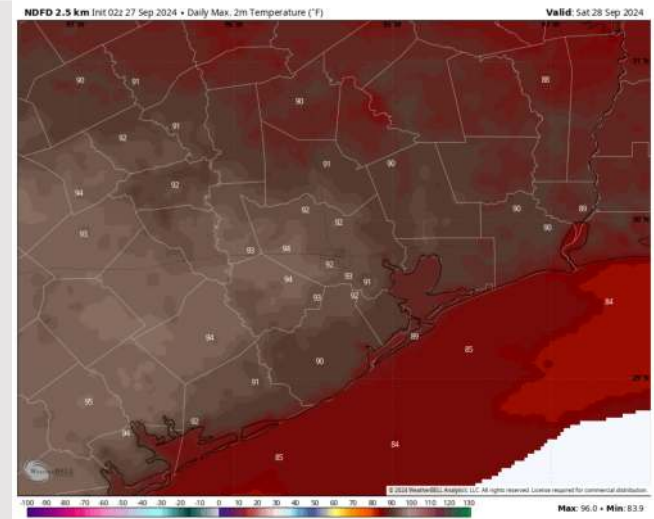
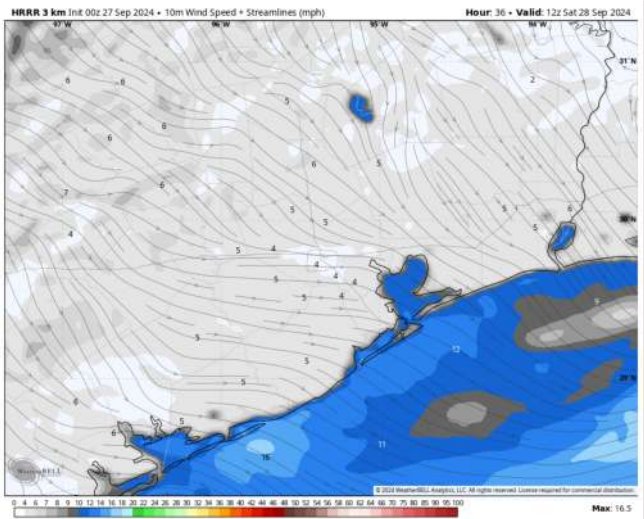
High Temps: **N of Morgan's Point:** Low/mid 90s F. **S of Morgan's Point:** Mid to upper 80s F.

Visibility: Not anticipating any visibility concerns for Saturday.

Precip Image: 12 PM CT



Wind Speed
7 AM CT



High Temps
Saturday

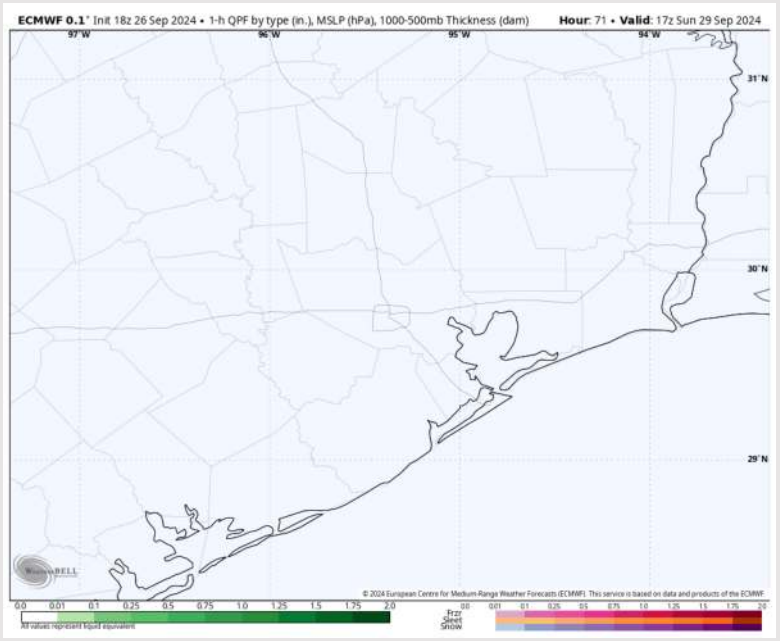
Houston Pilots: SUN. 9/29/2024



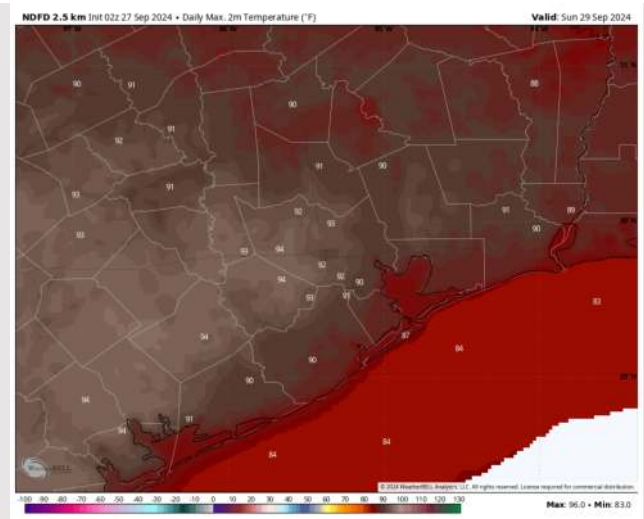
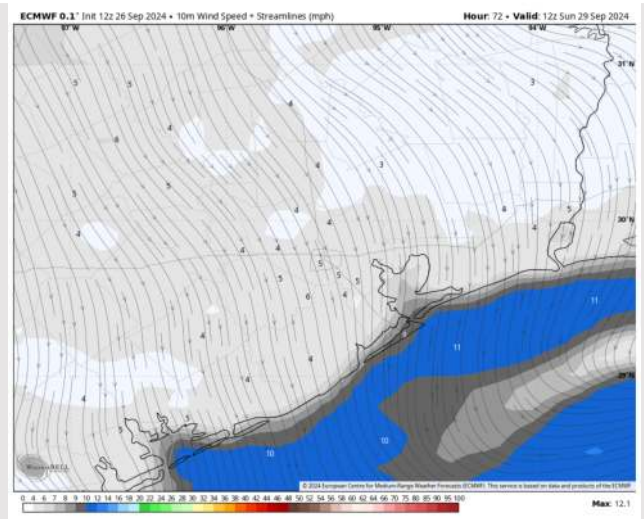
Forecast Discussion

- Precip:** Favoring dry conditions through the day on Sunday.
- Wind:** Winds will be generally out of the N/NW through the remainder of the day, becoming variable at times. **N of Morgan's Point:** Winds will be at 2 – 7 kts. **S of Morgan's Point:** Winds will be 7 – 12 kts through 12PM before decreasing to 3 – 8 kts for the rest of the day.
- High Temps:** **N of Morgan's Point:** Low 90s F. **S of Morgan's Point:** Mid 80s F.
- Visibility:** Not favoring any fog concerns for Sunday.

Precip Image: 12 PM CT



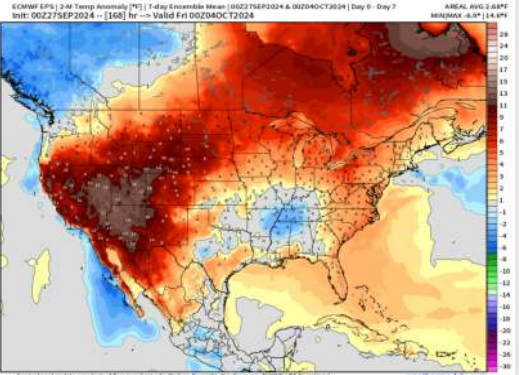
Wind Speed:
7 AM CT



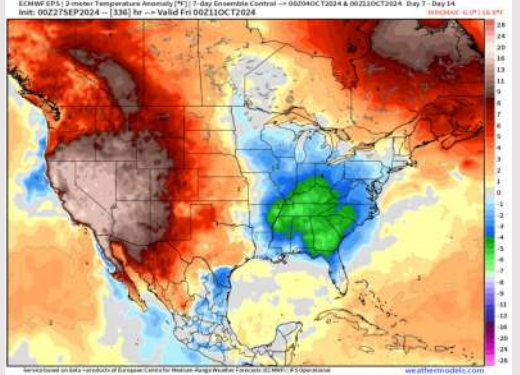
High Temps
Sunday

Houston Pilots: 9/27/24

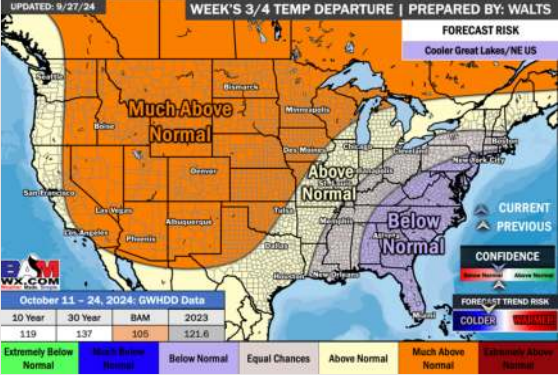
Next 7 Day Temperature Departure



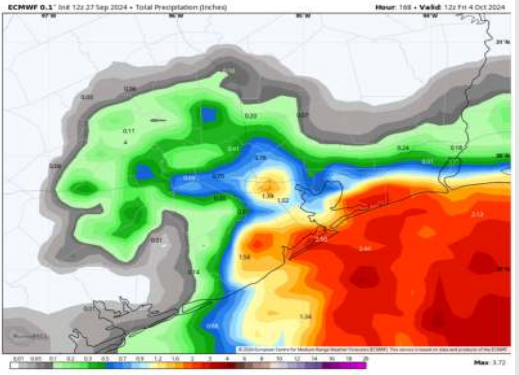
8-14 Day Temperature Departure



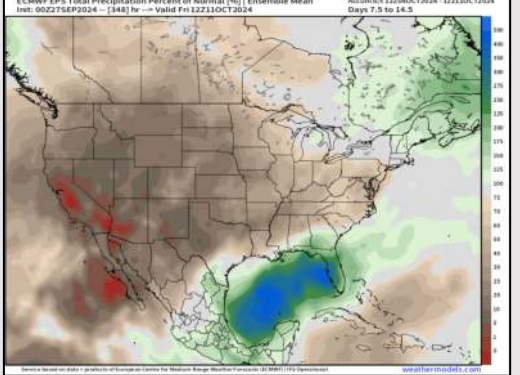
15-30 Day Temperature Departure



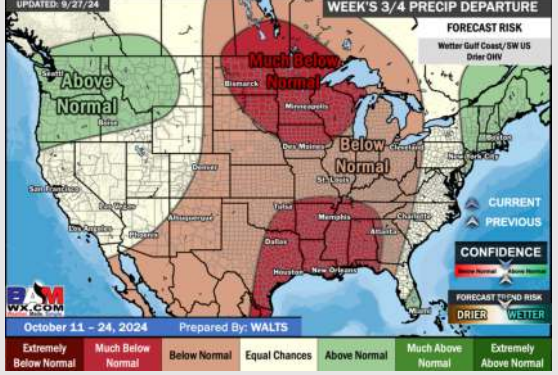
Next 7 Day Total Precipitation



8-14 Day % of Average Precip.



15-30 Day % of Average Precip.



- Temps are expected to be slightly above normal for the week 1 timeframe. Favoring dry conditions through most of week 1 with rain chances increasing into the first weekend of Oct.
- Above normal temperatures are favored for week 2. Confidence is low on rain chances due to additional tropical risks for week 2.
- Above normal temperatures and much below normal precipitation chances are expected for the weeks ¾ timeframe.