

Houston Pilots Forecast Package



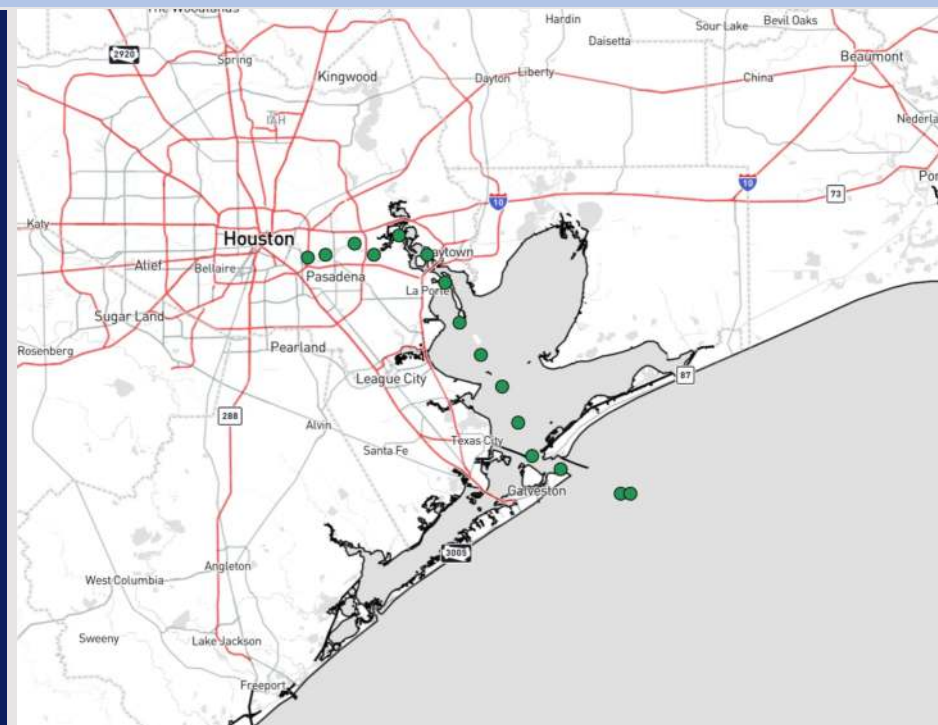
Updated: 10:30 PM CT

Thursday, September 26, 2024

Forecaster: Xander Lowry

Weather Headlines

- Winds are favored to remain mostly calm through the weekend. Rarely exceeding 15 kts.
- Not anticipating any visibility concerns for stations.
- **Category 4 Hurricane Helene has made Landfall in NW Florida. No impacts favored for SE Texas.**

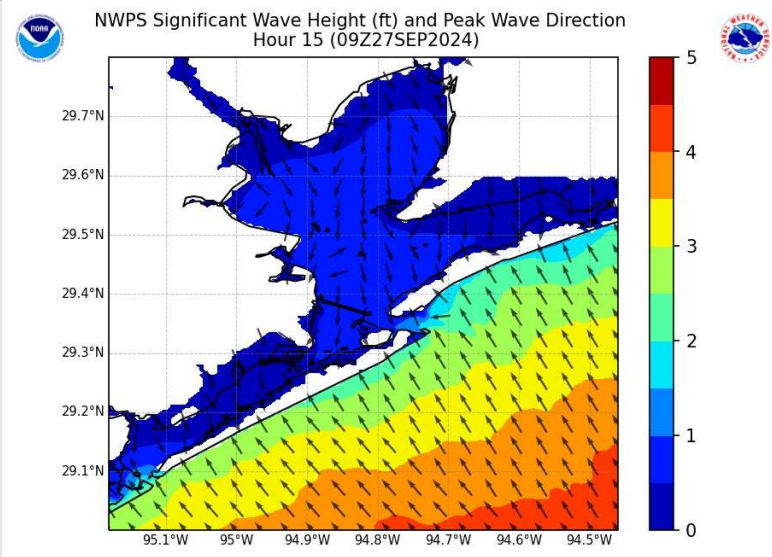


Current Radar: 10:25 PM CT



As always, please do not hesitate to reach out to us with any forecast questions via the chat option on Clarity or our on-call number, **(317)-560-8122** press **1** for forecast questions.

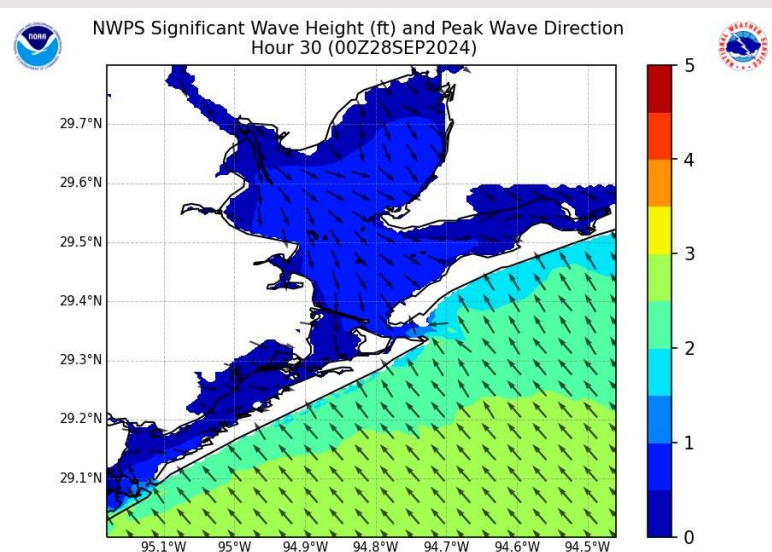
Wave Height Forecast Update



4 AM CT FRI

Tropical activity in the E. Gulf will result in a slight increase in wave heights along the SE Texas Coastline.

Favoring waves at the Boarding Station to peak around 4 AM FRI at 3 ft at the Boarding Station.



7 PM CT FRI

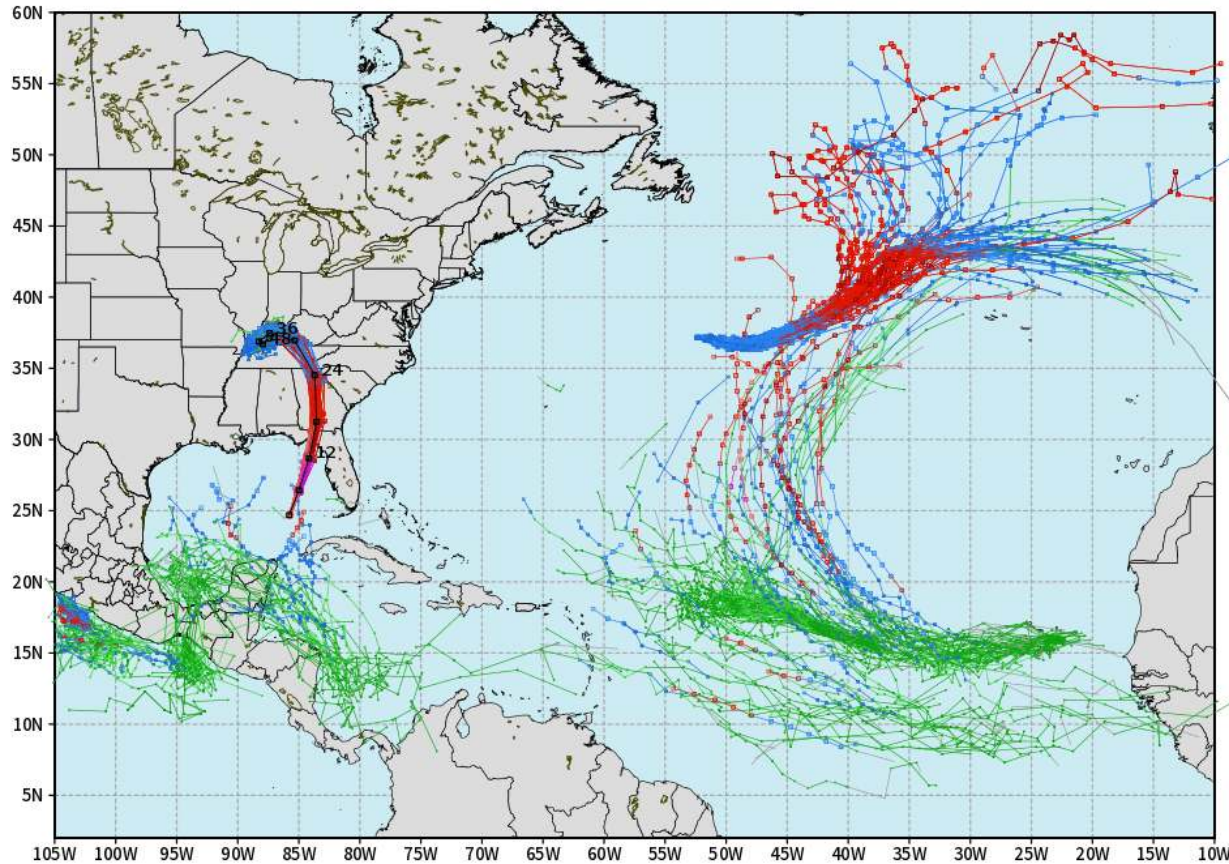
By 7 PM FRI wave heights will have dropped back to 2 ft or less.

Houston Pilots Tropical Update

European Model Next 10 Days - Tropical Tracks

ECMWF ATLANTIC EPS Cyclone Locations --> Next [10-days]
INIT: 12Z26SEP2024 --> UNTIL 12Z06OCT2024

o-o ENSEMBLE MEAN
o-o 1000 - 1010 hPa
o-o 980 - 999 hPa
o-o 960 - 979 hPa
o-o 950 - 959 hPa
o-o < 950 hPa



weathermodels.com

Cat. 4 Hurricane Helene has made landfall in NW FL. No impacts favored for SE Texas. For these reasons, we have opted against a Victor Trigger and have high confidence this will not change.

We need to continue watching the Caribbean for any additional tropical development.

Houston Pilots Visibility Chart (miles)



Forecast Confidence



Visibility	Fri 12 am	Fri 1 am	Fri 2 am	Fri 3 am	Fri 4 am	Fri 5 am	Fri 6 am	Fri 7 am	Fri 8 am	Fri 9 am	Fri 10 am	Fri 11 am	Fri 12 pm	Fri 1 pm	Fri 2 pm	Fri 3 pm	Fri 4 pm	Fri 5 pm	Fri 6 pm	Fri 7 pm	Fri 8 pm	Fri 9 pm	Fri 10 pm	Fri 11 pm
Houston Pilots N - 610 Bridge	10	10	10	10	10	10	10	10	10	10	10	10	10	10	10	10	10	10	10	10	10	10	10	10
Houston Pilots M - Kinder 1	10	10	10	10	10	10	10	10	10	10	10	10	10	10	10	10	10	10	10	10	10	10	10	10
Houston Pilots L - Greens Bayou	10	10	10	10	10	10	10	10	10	10	10	10	10	10	10	10	10	10	10	10	10	10	10	10
Houston Pilots K - Shell Crude	10	10	10	10	10	10	10	10	10	10	10	10	10	10	10	10	10	10	10	10	10	10	10	10
Houston Pilots J - Lynchburg Ferries	10	10	10	10	10	10	10	10	10	10	10	10	10	10	10	10	10	10	10	10	10	10	10	10
Houston Pilots I - Exxon 3	10	10	10	10	10	10	10	10	10	10	10	10	10	10	10	10	10	10	10	10	10	10	10	10
Houston Pilots H - Morgans Point	10	10	10	10	10	10	10	10	10	10	10	10	10	10	10	10	10	10	10	10	10	10	10	10
Houston Pilots G - 75/76	10	10	10	10	10	10	10	10	10	10	10	10	10	10	10	10	10	10	10	10	10	10	10	10
Houston Pilots F - 63/64	10	10	10	10	10	10	10	10	10	10	10	10	10	10	10	10	10	10	10	10	10	10	10	10
Houston Pilots E - 51/52	10	10	10	10	10	10	10	10	10	10	10	10	10	10	10	10	10	10	10	10	10	10	10	10
Houston Pilots D - 37/38	10	10	10	10	10	10	10	10	10	10	10	10	10	10	10	10	10	10	10	10	10	10	10	10
Houston Pilots C - 25/26	10	10	10	10	10	10	10	10	10	10	10	10	10	10	10	10	10	10	10	10	10	10	10	10
Houston Pilots B - 11/12	10	10	10	10	10	10	10	10	10	10	10	10	10	10	10	10	10	10	10	10	10	10	10	10
Houston Pilots A - 1 & 2 Bravo	10	10	10	10	10	10	10	10	10	10	10	10	10	10	10	10	10	10	10	10	10	10	10	10

NOTE: This is automated data that may/may not agree with the official BAM thinking that's found on the daily slides or special visibility report slides. This data should be used as a guide only

Houston Pilots Wind Chart



Forecast Confidence

Above Normal Below Normal

Sustained wind 10 Knots

Gusts 15 Knots

Wind from the SE

Example

10

15

↖

Wind	Fri 12 am	Fri 1 am	Fri 2 am	Fri 3 am	Fri 4 am	Fri 5 am	Fri 6 am	Fri 7 am	Fri 8 am	Fri 9 am	Fri 10 am	Fri 11 am	Fri 12 pm	Fri 1 pm	Fri 2 pm	Fri 3 pm	Fri 4 pm	Fri 5 pm	Fri 6 pm	Fri 7 pm	Fri 8 pm	Fri 9 pm	Fri 10 pm	Fri 11 pm
Houston Pilots N - 610 Bridge	3 8 ↓	3 7 ↓	3 7 ↓	3 7 ↓	3 7 ↓	3 8 ↓	3 8 ↓	3 8 ↓	3 8 ↓	3 8 ↓	5 9 ↓	5 10 ↓	6 12 ↓	6 14 ↓	7 15 ↓	7 16 ↓	7 16 ↓	7 16 ↓	6 14 ↓	6 13 ↓	5 10 ↓	3 8 ↓	3 7 ↓	3 7 ↓
Houston Pilots M - Kinder 1	3 8 ↓	3 7 ↓	3 7 ↓	3 7 ↓	3 7 ↓	3 8 ↓	3 8 ↓	3 8 ↓	3 8 ↓	3 8 ↓	5 9 ↓	5 10 ↓	6 12 ↓	6 14 ↓	7 15 ↓	8 16 ↓	7 16 ↓	7 15 ↓	6 14 ↓	6 13 ↓	5 10 ↓	3 8 ↓	3 7 ↓	3 7 ↓
Houston Pilots L - Greens Bayou	3 8 ↓	3 7 ↓	3 7 ↓	3 7 ↓	3 7 ↓	3 8 ↓	3 8 ↓	3 8 ↓	3 8 ↓	3 8 ↓	3 9 ↓	5 10 ↓	6 12 ↓	6 14 ↓	7 15 ↓	8 15 ↓	8 16 ↓	7 15 ↓	6 14 ↓	6 12 ↓	5 9 ↓	3 8 ↓	3 7 ↓	3 6 ↓
Houston Pilots K - Shell Crude	3 8 ↓	3 7 ↓	3 7 ↓	3 7 ↓	3 7 ↓	3 8 ↓	3 8 ↓	3 8 ↓	3 8 ↓	3 8 ↓	3 9 ↓	5 10 ↓	6 12 ↓	6 13 ↓	7 15 ↓	7 15 ↓	7 15 ↓	7 15 ↓	6 14 ↓	6 12 ↓	5 9 ↓	3 8 ↓	3 7 ↓	3 6 ↓
Houston Pilots J - Lynchburg Ferries	3 7 ↓	3 7 ↓	3 7 ↓	3 7 ↓	3 7 ↓	3 8 ↓	3 8 ↓	3 8 ↓	3 8 ↓	3 8 ↓	3 9 ↓	5 10 ↓	6 12 ↓	6 13 ↓	7 15 ↓	7 15 ↓	7 15 ↓	7 15 ↓	6 14 ↓	6 12 ↓	3 9 ↓	3 8 ↓	3 7 ↓	2 6 ↓
Houston Pilots I - Exxon 3	7 10 ↓	7 9 ↓	6 9 ↓	7 9 ↓	7 9 ↓	7 10 ↓	7 10 ↓	7 10 ↓	7 10 ↓	7 10 ↓	6 10 ↓	6 12 ↓	7 13 ↓	8 14 ↓	9 16 ↓	9 16 ↓	10 16 ↓	9 16 ↓	9 15 ↓	8 13 ↓	7 10 ↓	6 9 ↓	6 8 ↓	6 8 ↓
Houston Pilots H - Morgans Point	7 10 ↓	7 9 ↓	6 9 ↓	6 9 ↓	7 9 ↓	7 10 ↓	7 10 ↓	7 10 ↓	7 10 ↓	7 10 ↓	6 10 ↓	6 12 ↓	7 13 ↓	8 14 ↓	8 15 ↓	9 16 ↓	9 16 ↓	9 16 ↓	8 14 ↓	8 13 ↓	7 10 ↓	6 9 ↓	6 8 ↓	6 8 ↓
Houston Pilots G - 75/76	8 13 ↓	8 12 ↓	8 10 ↓	8 10 ↓	8 12 ↓	8 12 ↓	8 12 ↓	8 13 ↓	8 13 ↓	8 13 ↓	8 13 ↓	8 13 ↓	7 13 ↓	8 14 ↓	8 15 ↓	8 16 ↓	8 16 ↓	8 16 ↓	8 15 ↓	8 14 ↓	8 12 ↓	7 10 ↓	7 10 ↓	7 10 ↓
Houston Pilots F - 63/64	9 14 ↓	8 13 ↓	8 12 ↓	8 12 ↓	8 12 ↓	8 13 ↓	8 13 ↓	8 13 ↓	8 13 ↓	8 13 ↓	8 13 ↓	8 13 ↓	7 13 ↓	7 14 ↓	8 15 ↓	8 15 ↓	8 15 ↓	8 15 ↓	8 15 ↓	8 14 ↓	8 12 ↓	7 10 ↓	7 10 ↓	7 10 ↓
Houston Pilots E - 51/52	10 15 ↓	9 14 ↓	8 12 ↓	8 12 ↓	8 12 ↓	8 13 ↓	8 13 ↓	8 13 ↓	8 13 ↓	8 13 ↓	8 13 ↓	8 13 ↓	7 13 ↓	7 13 ↓	8 14 ↓	8 14 ↓	8 14 ↓	8 14 ↓	8 14 ↓	8 14 ↓	8 13 ↓	8 12 ↓	8 12 ↓	8 12 ↓
Houston Pilots D - 37/38	10 15 ↓	9 14 ↓	8 13 ↓	8 12 ↓	8 13 ↓	8 13 ↓	8 13 ↓	8 13 ↓	8 13 ↓	8 13 ↓	8 13 ↓	8 13 ↓	7 13 ↓	8 13 ↓	8 14 ↓	8 14 ↓	8 14 ↓	8 14 ↓	8 14 ↓	8 14 ↓	8 13 ↓	8 13 ↓	8 12 ↓	8 12 ↓
Houston Pilots C - 25/26	10 15 ↓	9 15 ↓	8 13 ↓	8 13 ↓	8 13 ↓	8 13 ↓	8 13 ↓	8 13 ↓	8 13 ↓	8 13 ↓	8 13 ↓	8 13 ↓	8 13 ↓	8 13 ↓	8 14 ↓	8 14 ↓	8 14 ↓	8 14 ↓	8 14 ↓	8 14 ↓	8 13 ↓	8 13 ↓	8 12 ↓	8 12 ↓
Houston Pilots B - 11/12	9 15 ↓	8 15 ↓	8 13 ↓	8 13 ↓	8 13 ↓	8 13 ↓	8 13 ↓	8 13 ↓	8 14 ↓	8 14 ↓	8 13 ↓	8 13 ↓	8 13 ↓	8 13 ↓	8 14 ↓	8 14 ↓	8 14 ↓	8 14 ↓	8 14 ↓	8 14 ↓	8 13 ↓	7 13 ↓	7 13 ↓	7 13 ↓
Houston Pilots A - 1 & 2 Bravo	13 18 ↓	12 16 ↓	10 16 ↓	10 15 ↓	10 15 ↓	10 15 ↓	10 15 ↓	10 15 ↓	10 15 ↓	10 15 ↓	9 15 ↓	9 15 ↓	8 15 ↓	8 14 ↓	8 14 ↓	8 14 ↓	8 15 ↓	8 15 ↓	8 15 ↓	8 15 ↓	8 15 ↓	9 15 ↓	9 15 ↓	9 15 ↓

NOTE: This is automated data that may/may not agree with the official BAM thinking that's found on the daily slides. This data should be used as a guide only.

Houston Pilots: FRI. 9/27/2024



Forecast Discussion

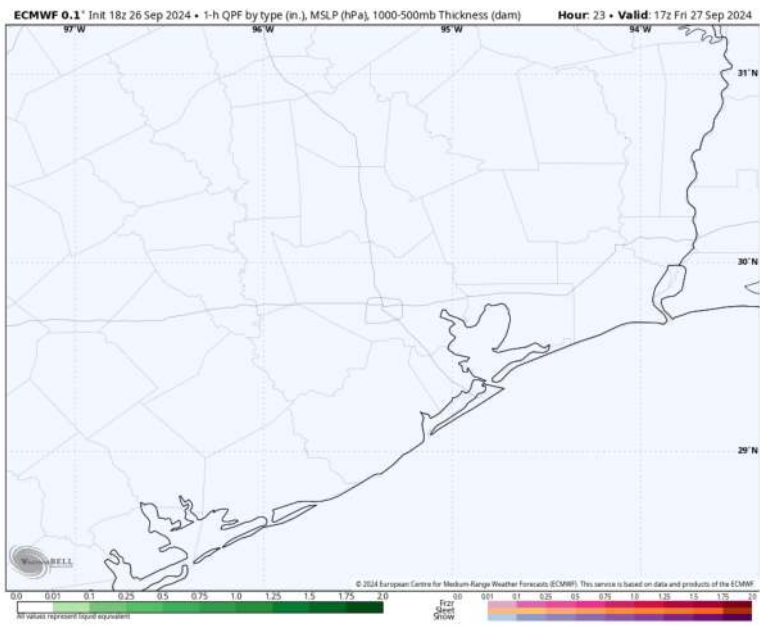
Precip: Favoring dry conditions for all of today.

Wind: Winds will be out of the N/NW through 1PM before a boundary will shift winds S of stations 11/12 out of the W/SW. **N of Morgan's Point:** Winds will be sustained at 4 – 9 kts throughout the day. **S of Morgan's Point:** Winds will be at 7 – 12 kts through the entire day.

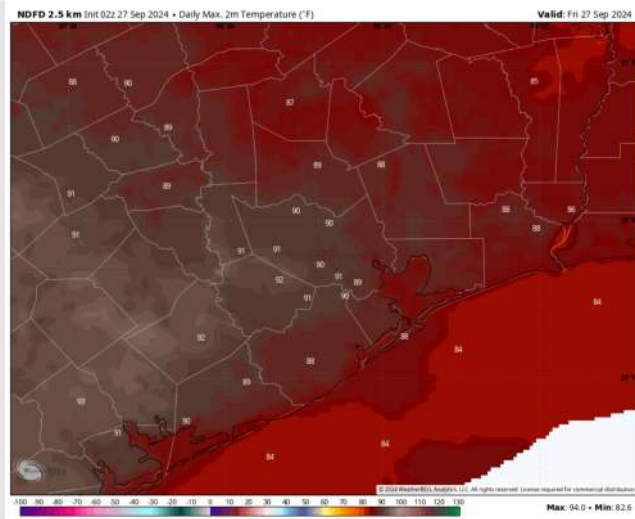
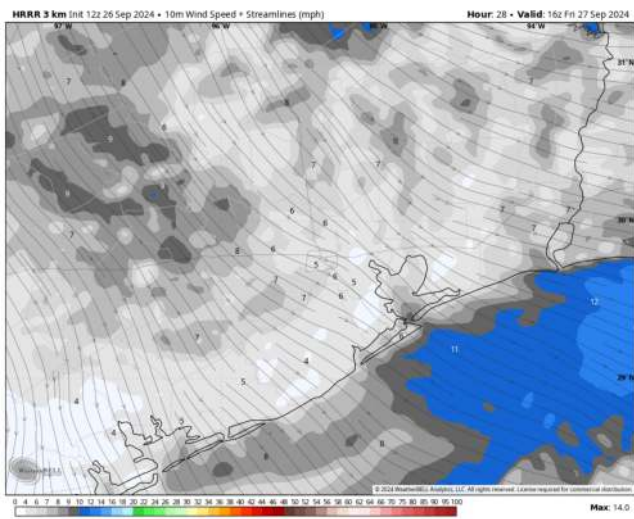
High Temps: **N of Morgan's Point:** Upper 80s / Low 90s F. **S of Morgan's Point:** Mid to upper 80s F

Visibility: Not anticipating any visibility concerns for today.

Precip Image: 12 PM CT



Wind Speed:
1 PM CT



High Temps
Today

Houston Pilots: SAT. 9/28/2024



Forecast Discussion

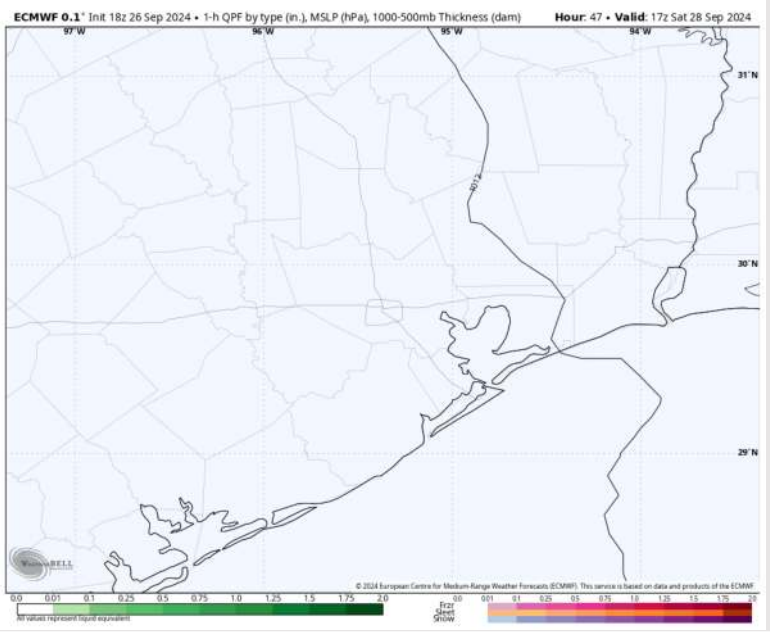
Precip: Favoring dry conditions for Saturday.

Wind: Winds will be out of the NW through the day. **N of Morgan's Point:** Winds at 3-8 kts throughout the day on Saturday. **S of Morgan's Point:** Winds will be 7-12 kts for all of Saturday.

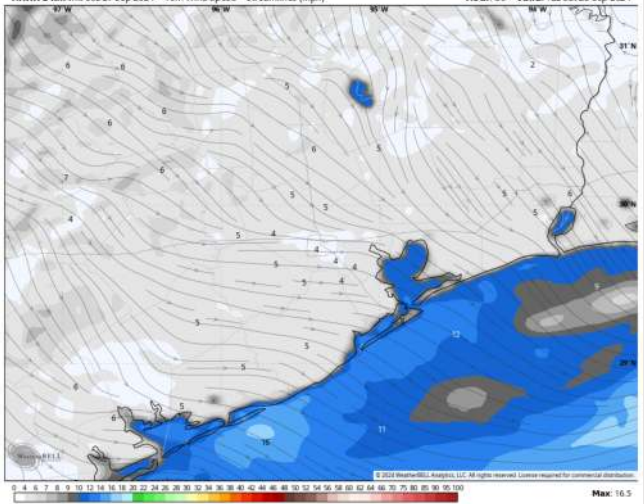
High Temps: **N of Morgan's Point:** Low/mid 90s F. **S of Morgan's Point:** Mid to upper 80s F.

Visibility: Not anticipating any visibility concerns for Saturday.

Precip Image: 12 PM CT

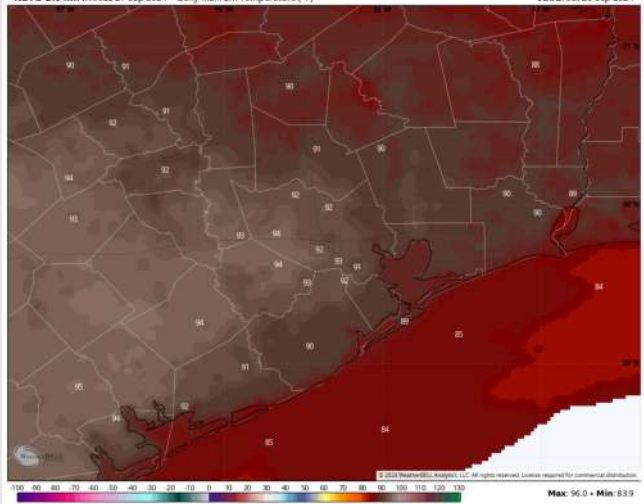


HRRR 3 km Init 00z 27 Sep 2024 • 10m Wind Speed • Streamlines (mph) Hour: 36 • Valid: 12z Sat 28 Sep 2024



Wind Speed
7 AM CT

NDFD 2.5 km Init 02z 27 Sep 2024 • Daily Max: 2m Temperature (°F) Valid: Sat 28 Sep 2024



High Temps
Saturday

Houston Pilots: SUN. 9/29/2024



Forecast Discussion

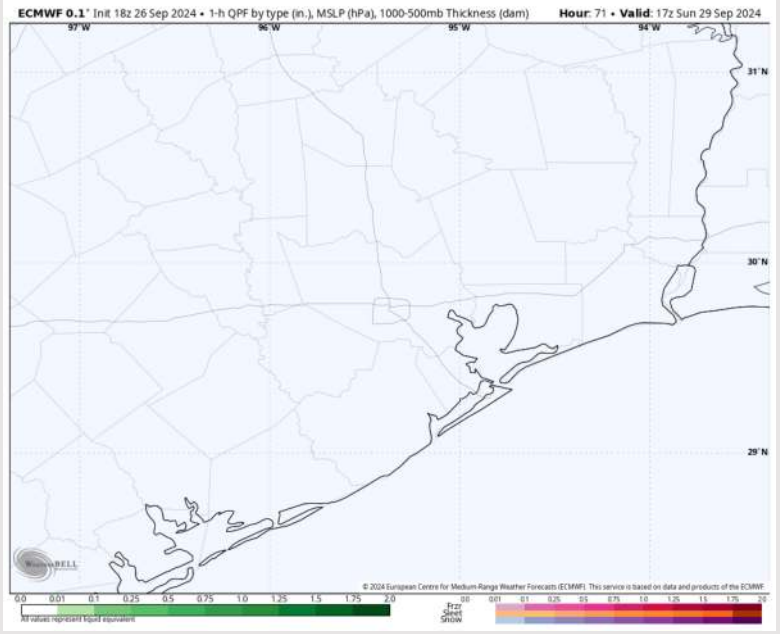
Precip: Favoring dry conditions through the day on Sunday.

Wind: Winds will be generally out of the N/NW through the remainder of the day, becoming variable at times. **N of Morgan's Point:** Winds will be at 2 – 7 kts. **S of Morgan's Point:** Winds will be 7 – 12 kts through 12PM before decreasing to 3 – 8 kts for the rest of the day.

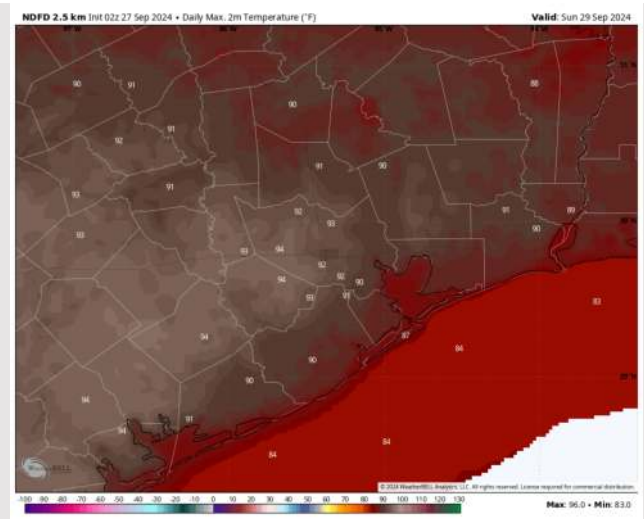
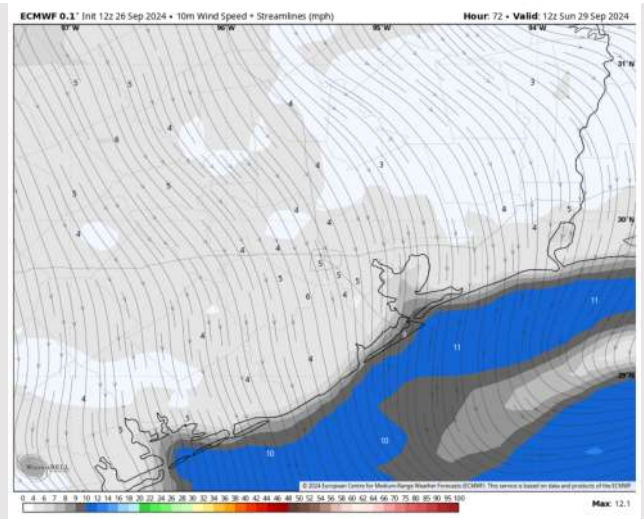
High Temps: **N of Morgan's Point:** low 90s F. **S of Morgan's Point:** mid 80s F.

Visibility: Not favoring any fog concerns for today.

Precip Image: 12 PM CT



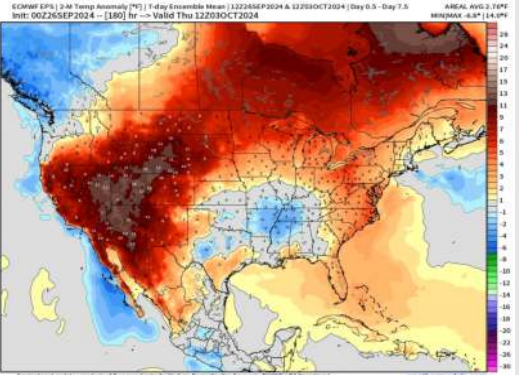
Wind Speed:
7 AM CT



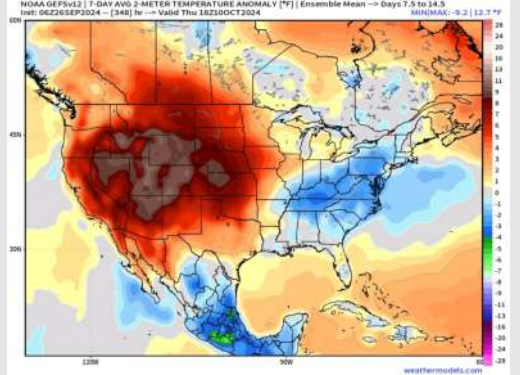
High Temps
Sunday

Houston Pilots: 9/27/24

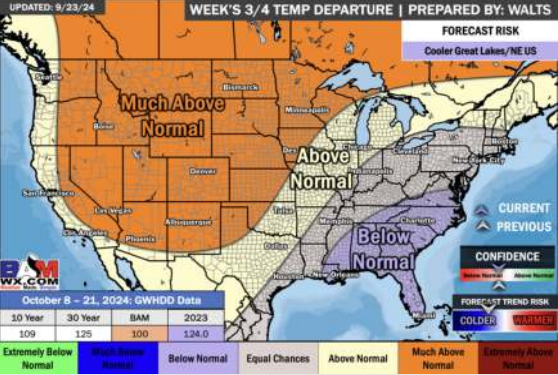
Next 7 Day Temperature Departure



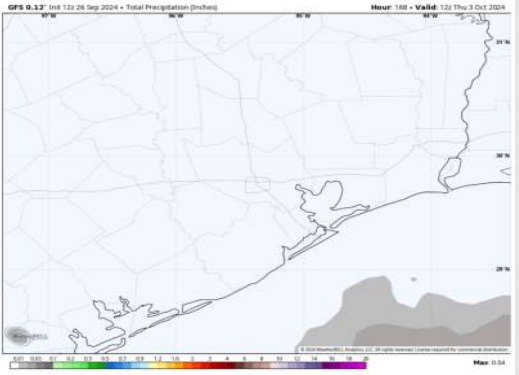
8-14 Day Temperature Departure



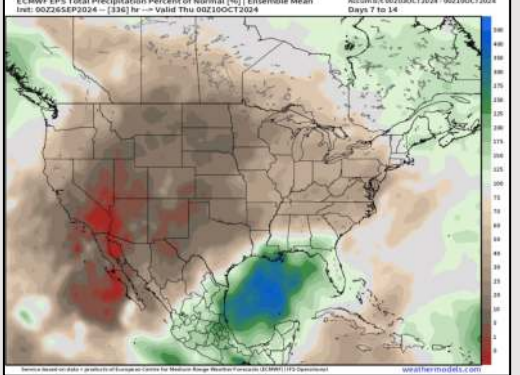
15-30 Day Temperature Departure



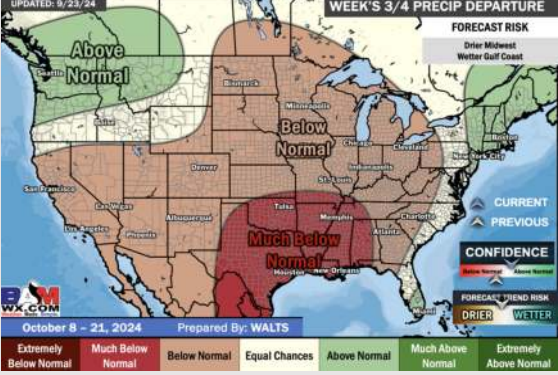
Next 7 Day Total Precipitation



8-14 Day % of Average Precip.



15-30 Day % of Average Precip.



- Temps are expected to be slightly above normal for the week 1 timeframe. Favoring dry conditions through the week 1 timeframe.
- Above normal temperatures are favored for week 2. Confidence is low on rain chances due to additional tropical risks for week 2.
- Near normal temperatures and much below normal precipitation chances are expected for the weeks 3/4 timeframe.