

Houston Pilots Forecast Package



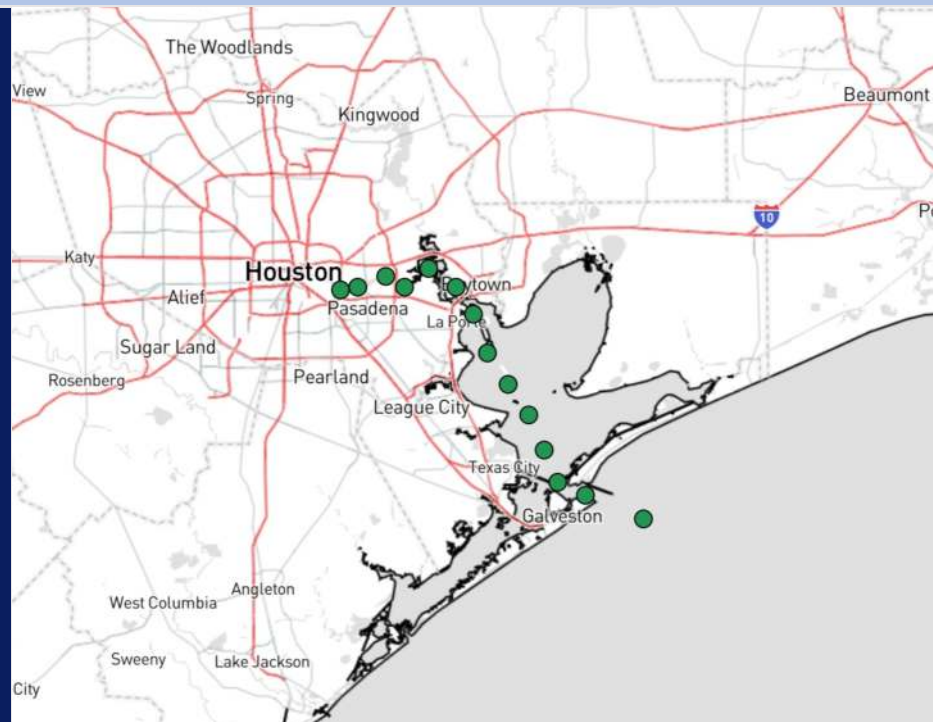
Updated: 10:30 PM CT

Sunday, September 22, 2024

Forecaster: Tyler Riggles

Weather Headlines

- Scattered rain chances will be possible through the next 72 hours.
- Gusts expected to reach 15-20 kts at times over the next 72 hours.
- Tropical development favored in Caribbean early next week. See latest updates below for more.



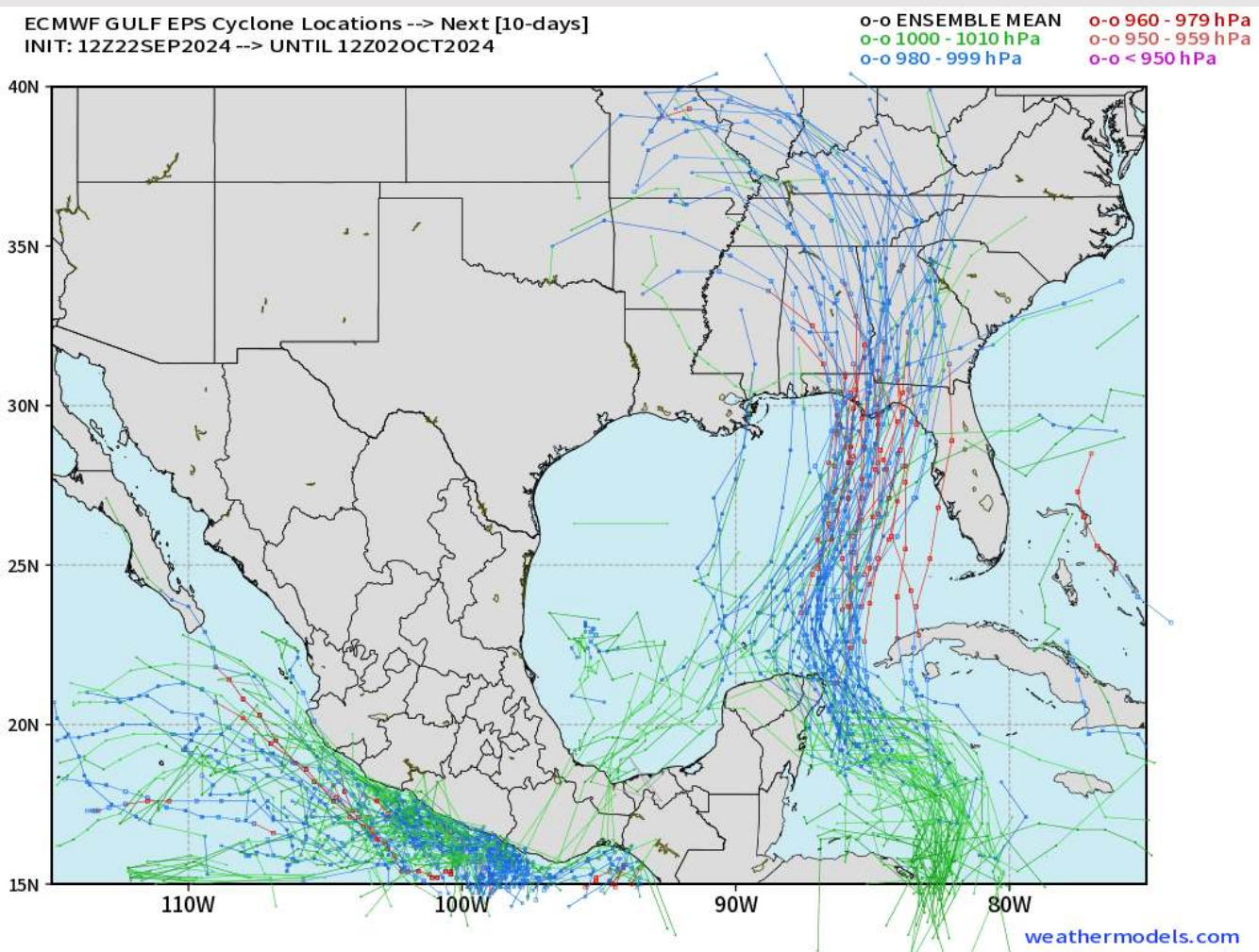
Current Radar: 10:30 PM CT



As always, please do not hesitate to reach out to us with any forecast questions via the chat option on Clarity or our on-call number, **(317)-560-8122** press **1** for forecast questions.

Houston Pilots Tropical Update

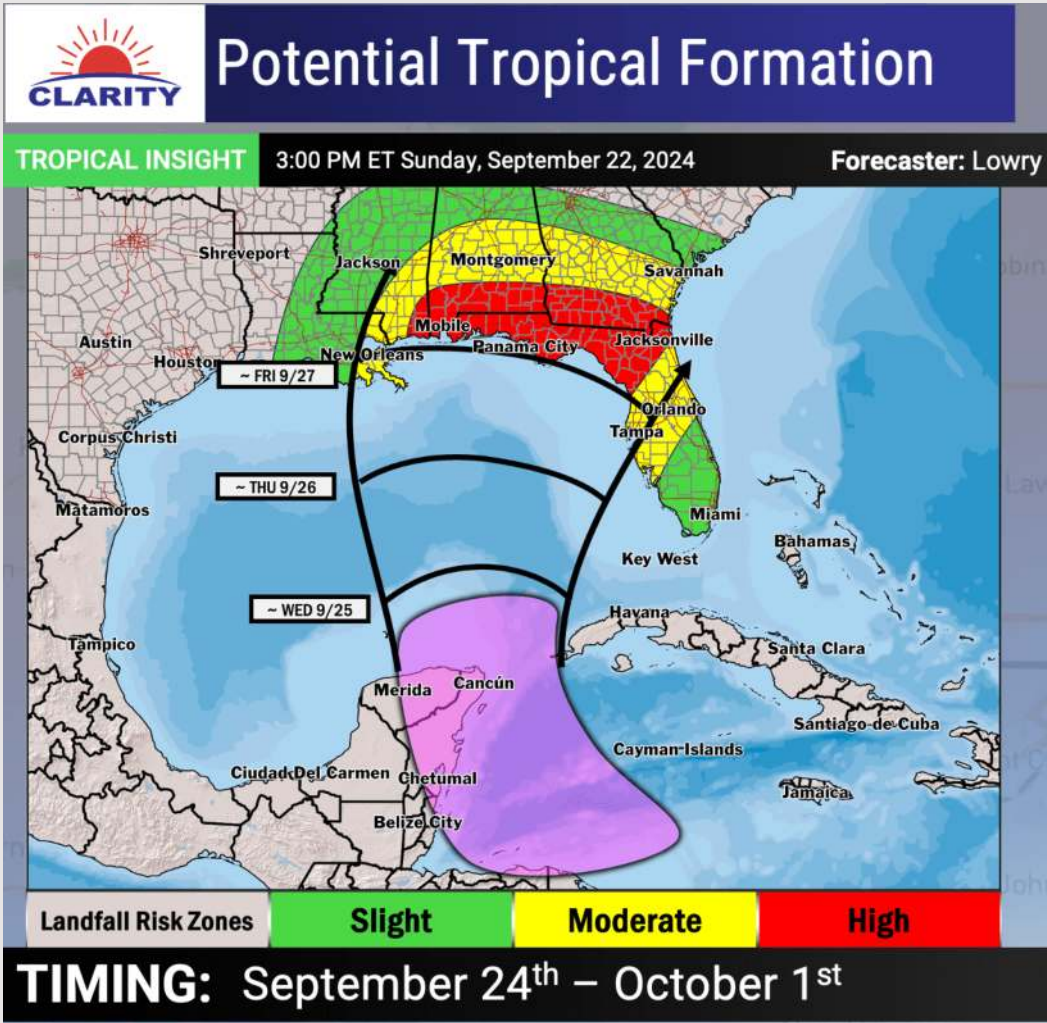
European Model Next 10 Days - Tropical Tracks



Additional tropical development is favored in the Caribbean late this weekend and into next week. At this time, trends continue to suggest any tropical storm/hurricane that forms within the next 7-10 days should stay east of SE Texas.

Confidence is low overall. Additional updates to follow.

Houston Pilots Tropical Update



FORECAST NOTES:

- ✓ An area (Purple) in the W Caribbean and W Gulf is where development of a tropical system is favored early/mid week.
- ✓ Exact track remains uncertain however current progression is favored for E Gulf Coast.
- ✓ Intensity will remain uncertain, however, a faster formation (next 48 hours) favored high end intensity.

Houston Pilots Visibility Chart (miles)



Forecast Confidence



Visibility	Mon 12 am	Mon 1 am	Mon 2 am	Mon 3 am	Mon 4 am	Mon 5 am	Mon 6 am	Mon 7 am	Mon 8 am	Mon 9 am	Mon 10 am	Mon 11 am	Mon 12 pm	Mon 1 pm	Mon 2 pm	Mon 3 pm	Mon 4 pm	Mon 5 pm	Mon 6 pm	Mon 7 pm	Mon 8 pm	Mon 9 pm	Mon 10 pm	Mon 11 pm
Houston Pilots N - 610 Bridge	10	10	10	10	10	10	10	10	10	9	10	10	10	10	10	10	10	10	10	10	10	10	10	10
Houston Pilots M - Kinder 1	10	10	10	10	10	10	10	10	10	9	10	10	10	10	10	10	10	10	10	10	10	10	10	10
Houston Pilots L - Greens Bayou	10	10	10	10	10	10	10	10	10	9	10	10	10	10	10	10	10	10	10	10	10	10	10	10
Houston Pilots K - Shell Crude	10	10	10	10	10	10	10	10	10	9	10	10	10	10	10	10	10	10	10	10	10	10	10	10
Houston Pilots J - Lynchburg Ferries	10	10	10	10	10	10	10	10	10	9	10	10	10	10	10	10	10	10	10	10	10	10	10	10
Houston Pilots I - Exxon 3	10	10	10	10	10	10	10	10	10	9	10	10	10	10	10	10	10	10	10	10	10	10	10	10
Houston Pilots H - Morgans Point	10	10	10	10	10	10	10	10	10	10	10	10	10	10	10	10	10	10	10	10	10	10	10	10
Houston Pilots G - 75/76	10	10	10	10	10	10	10	10	10	10	10	10	10	10	10	10	10	10	10	10	10	10	10	10
Houston Pilots F - 63/64	10	10	10	10	10	10	10	10	10	10	10	10	10	10	10	10	10	10	10	10	10	10	10	10
Houston Pilots E - 51/52	10	10	10	10	10	10	10	10	10	10	10	10	10	10	10	10	10	10	10	10	10	10	10	10
Houston Pilots D - 37/38	10	10	10	10	10	10	10	10	10	10	10	10	10	10	10	10	10	10	10	10	10	10	10	10
Houston Pilots C - 25/26	10	10	10	10	10	10	10	10	10	10	10	10	10	10	10	10	10	10	10	10	10	10	10	10
Houston Pilots B - 11/12	10	10	10	10	10	10	10	10	10	10	10	10	10	10	10	10	10	10	10	10	10	10	10	10
Houston Pilots A - 1 & 2 Bravo	10	10	10	10	10	10	10	10	10	10	10	10	10	10	10	10	10	10	10	10	10	10	10	10

NOTE: This is automated data that may/may not agree with the official BAM thinking that's found on the daily slides or special visibility report slides. This data should be used as a guide only

Houston Pilots Wind Chart



Sustained wind 10 Knots
 Gusts 15 Knots
 Wind from the SE

Example
 10
 15
 ↙

Wind	Mon 12 am	Mon 1 am	Mon 2 am	Mon 3 am	Mon 4 am	Mon 5 am	Mon 6 am	Mon 7 am	Mon 8 am	Mon 9 am	Mon 10 am	Mon 11 am	Mon 12 pm	Mon 1 pm	Mon 2 pm	Mon 3 pm	Mon 4 pm	Mon 5 pm	Mon 6 pm	Mon 7 pm	Mon 8 pm	Mon 9 pm	Mon 10 pm	Mon 11 pm
Houston Pilots N - 610 Bridge	5 ↙	3 ↙	3 ↙	3 ↙	3 ↙	2 ↙	2 ↙	2 ↙	2 ↙	2 ↙	3 ↙	3 ↙	3 ↙	3 ↙	5 ↙	6 ↙	6 ↙	6 ↙	6 ↙	7 ↙	7 ↙	6 ↙	5 ↙	3 ↙
Houston Pilots M - Kinder 1	5 ↙	3 ↙	3 ↙	3 ↙	3 ↙	2 ↙	2 ↙	2 ↙	2 ↙	2 ↙	3 ↙	3 ↙	3 ↙	5 ↙	5 ↙	6 ↙	6 ↙	6 ↙	6 ↙	7 ↙	6 ↙	6 ↙	5 ↙	3 ↙
Houston Pilots L - Greens Bayou	3 ↙	3 ↙	3 ↙	3 ↙	3 ↙	2 ↙	2 ↙	2 ↙	2 ↙	2 ↙	3 ↙	3 ↙	3 ↙	3 ↙	5 ↙	6 ↙	6 ↙	6 ↙	6 ↙	7 ↙	7 ↙	6 ↙	5 ↙	3 ↙
Houston Pilots K - Shell Crude	3 ↙	3 ↙	3 ↙	3 ↙	3 ↙	2 ↙	2 ↙	2 ↙	2 ↙	2 ↙	3 ↙	3 ↙	3 ↙	5 ↙	6 ↙	6 ↙	6 ↙	7 ↙	7 ↙	6 ↙	6 ↙	6 ↙	5 ↙	3 ↙
Houston Pilots J - Lynchburg Ferries	3 ↙	3 ↙	3 ↙	3 ↙	2 ↙	2 ↙	2 ↙	2 ↙	2 ↙	2 ↙	2 ↙	3 ↙	3 ↙	3 ↙	5 ↙	6 ↙	6 ↙	6 ↙	6 ↙	6 ↙	6 ↙	6 ↙	3 ↙	3 ↙
Houston Pilots I - Exxon 3	8 ↙	8 ↙	8 ↙	7 ↙	6 ↙	6 ↙	5 ↙	5 ↙	5 ↙	5 ↙	5 ↙	5 ↙	5 ↙	6 ↙	7 ↙	8 ↙	9 ↙	9 ↙	10 ↙	9 ↙	9 ↙	8 ↙	8 ↙	7 ↙
Houston Pilots H - Morgans Point	8 ↙	8 ↙	8 ↙	7 ↙	6 ↙	6 ↙	6 ↙	5 ↙	5 ↙	5 ↙	5 ↙	5 ↙	6 ↙	6 ↙	7 ↙	8 ↙	9 ↙	9 ↙	9 ↙	9 ↙	9 ↙	8 ↙	8 ↙	7 ↙
Houston Pilots G - 75/76	9 ↙	9 ↙	9 ↙	8 ↙	8 ↙	8 ↙	7 ↙	6 ↙	6 ↙	6 ↙	6 ↙	6 ↙	6 ↙	6 ↙	8 ↙	8 ↙	9 ↙	9 ↙	10 ↙	10 ↙	9 ↙	9 ↙	8 ↙	8 ↙
Houston Pilots F - 63/64	9 ↙	9 ↙	9 ↙	8 ↙	8 ↙	8 ↙	7 ↙	6 ↙	6 ↙	6 ↙	6 ↙	6 ↙	6 ↙	6 ↙	7 ↙	8 ↙	8 ↙	9 ↙	9 ↙	9 ↙	9 ↙	8 ↙	8 ↙	8 ↙
Houston Pilots E - 51/52	14 ↙	14 ↙	14 ↙	13 ↙	12 ↙	12 ↙	10 ↙	9 ↙	9 ↙	9 ↙	9 ↙	9 ↙	10 ↙	10 ↙	12 ↙	13 ↙	13 ↙	14 ↙	15 ↙	14 ↙	14 ↙	13 ↙	12 ↙	12 ↙
Houston Pilots D - 37/38	9 ↙	9 ↙	9 ↙	8 ↙	8 ↙	8 ↙	7 ↙	7 ↙	6 ↙	6 ↙	6 ↙	6 ↙	6 ↙	6 ↙	7 ↙	7 ↙	8 ↙	8 ↙	8 ↙	8 ↙	8 ↙	8 ↙	8 ↙	8 ↙
Houston Pilots C - 25/26	9 ↙	9 ↙	9 ↙	8 ↙	8 ↙	8 ↙	7 ↙	7 ↙	6 ↙	6 ↙	6 ↙	6 ↙	6 ↙	6 ↙	7 ↙	7 ↙	8 ↙	8 ↙	8 ↙	8 ↙	8 ↙	8 ↙	8 ↙	8 ↙
Houston Pilots B - 11/12	14 ↙	14 ↙	14 ↙	13 ↙	13 ↙	12 ↙	12 ↙	10 ↙	10 ↙	10 ↙	10 ↙	10 ↙	10 ↙	10 ↙	12 ↙	13 ↙	13 ↙	13 ↙	13 ↙	13 ↙	13 ↙	13 ↙	12 ↙	12 ↙
Houston Pilots A - 1 & 2 Bravo	10 ↙	10 ↙	10 ↙	9 ↙	9 ↙	8 ↙	8 ↙	8 ↙	8 ↙	7 ↙	7 ↙	7 ↙	7 ↙	6 ↙	7 ↙	7 ↙	8 ↙	8 ↙	8 ↙	8 ↙	8 ↙	8 ↙	8 ↙	8 ↙

NOTE: This is automated data that may/may not agree with the official BAM thinking that's found on the daily slides. This data should be used as a guide only.

Houston Pilots: MON. 9/23/2024



Forecast Discussion

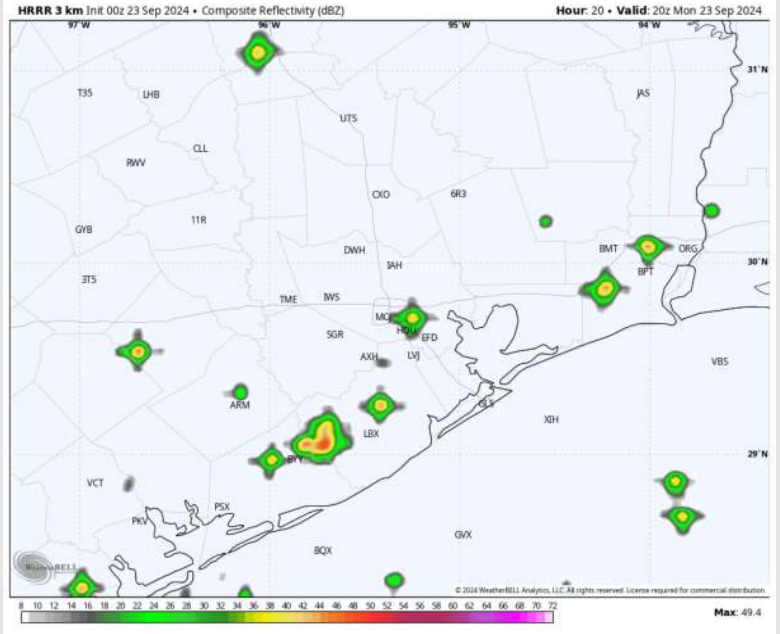
Precip: Favoring mostly dry conditions through the AM. Rain/storm chances enter from 3 PM – 7 PM. Dry conditions favored through the rest of the night.

Wind: Winds will be generally out of the SE through the day. **N of Morgan's Point:** Winds will be at 3 - 8 kts throughout the day. **S of Morgan's Point:** Winds will be at 4 – 9 kts through 3 PM before increasing slightly to 7 – 12 kts through the rest of the day.

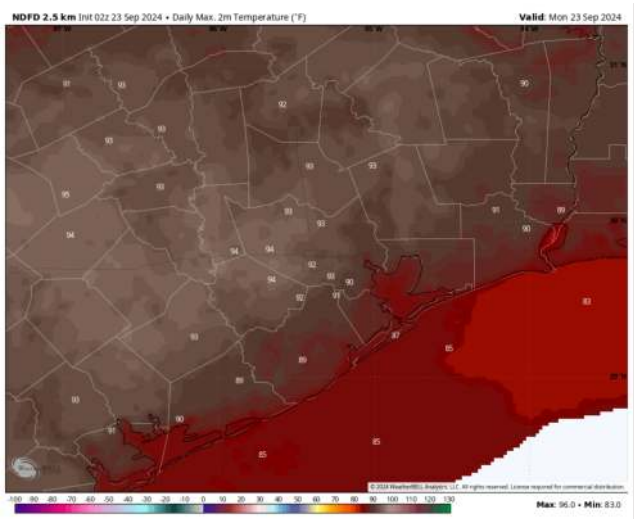
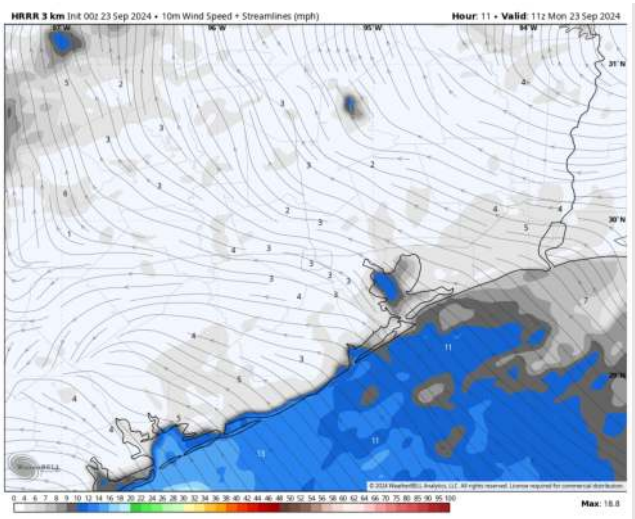
High Temps: **N of Morgan's Point:** Low 90s F. **S of Morgan's Point:** Mid/Upper 80s F.

Visibility: Not favoring any fog for today.

Precip Image: 3 PM CT



Wind Speed:
6 AM CT



High Temps
Today

Houston Pilots: TUE. 9/24/2024



Forecast Discussion

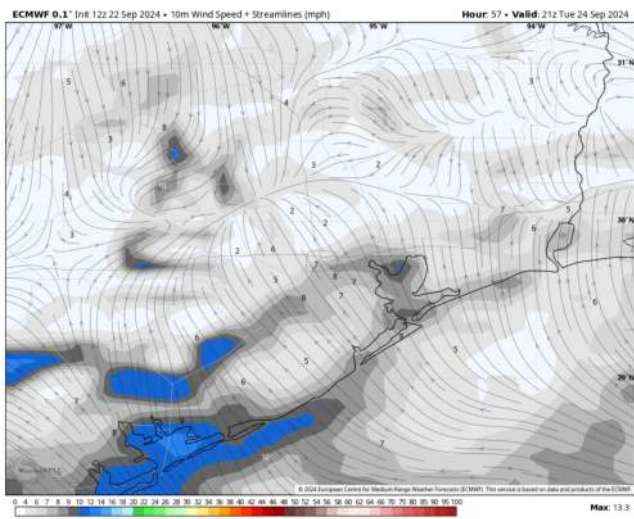
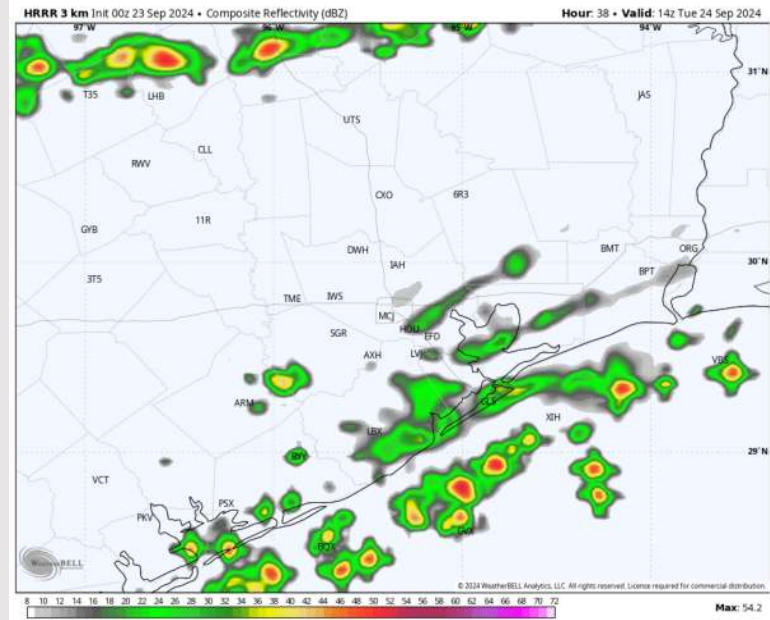
Precip: Scattered (30-40%) light showers in play for all Stations from 8 AM – 1 PM. Showers will start to become more widespread from 1 PM – 11 PM. Isolated light rain showers will be possible through the rest of the night.

Wind: Winds will be rather variable through 4 PM, settling out of the SE after that time. **N of Morgan's Point:** Winds will be sustained at 2 – 7 kts throughout Tuesday. **S of Morgan's Point:** Winds will be sustained at 4 – 10 kts through Tuesday. Non-Thunderstorm wind gusts can reach 15-20 kts.

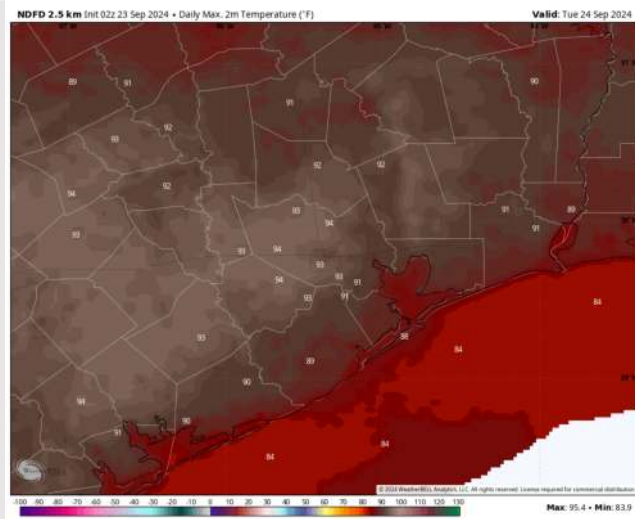
High Temps: **N of Morgan's Point:** Low 90s F. **S of Morgan's Point:** Upper 80s F

Visibility: No fog concerns expected for Tuesday.

Precip Image: 9 AM CT



Wind Speed:
4 PM CT



High Temps
Tuesday

Houston Pilots: WED. 9/25/2024



Forecast Discussion

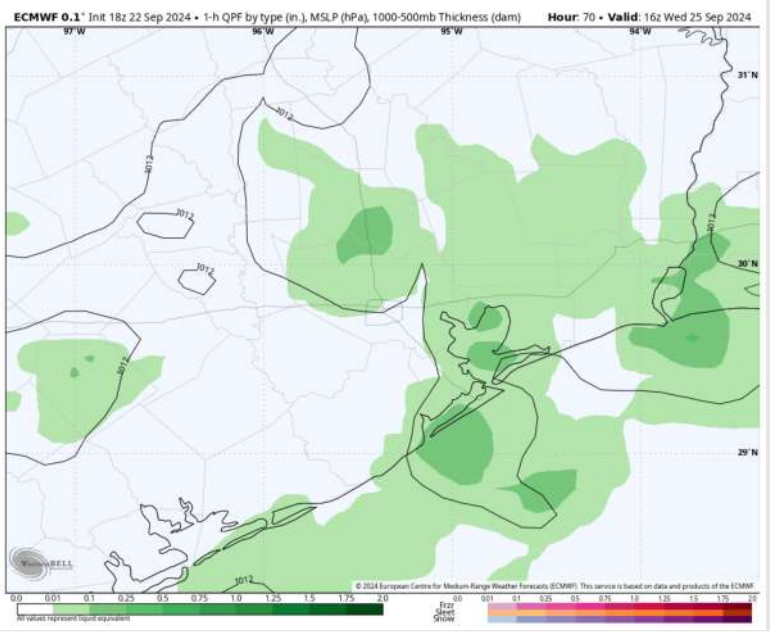
Precip: Scattered (40-50%) showers/storms move in for all Stations at 6 AM, coverage then becoming widespread (70-80%) between 9 AM – 2 PM. Coverage then continues in a scattered manner through the remainder of the PM. Main risks with storms will be lightning and 15-20 kt wind gusts.

Wind: Winds will be variable in direction through 8 AM, settling out of the NE throughout the rest of the day. **N of Morgan's Point:** Winds at 3-8 kts throughout the day Wednesday. **S of Morgan's Point:** Winds will be 5-10 kts for Wednesday.

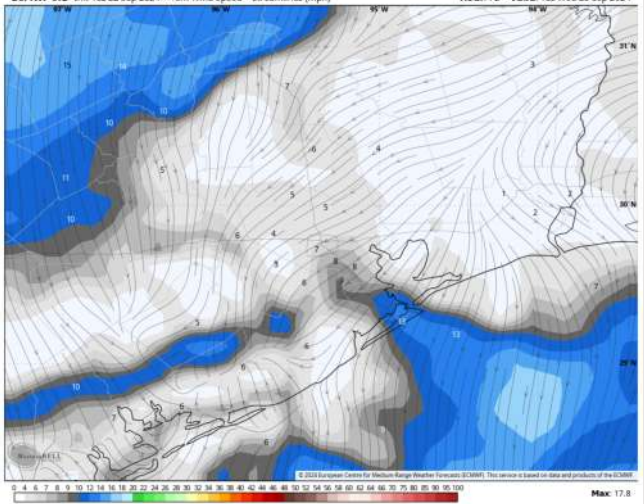
High Temps: **N of Morgan's Point:** Low 90s F. **S of Morgan's Point:** Upper 80s F.

Visibility: Not favoring any fog concerns for Wednesday.

Precip Image: 11 AM CT

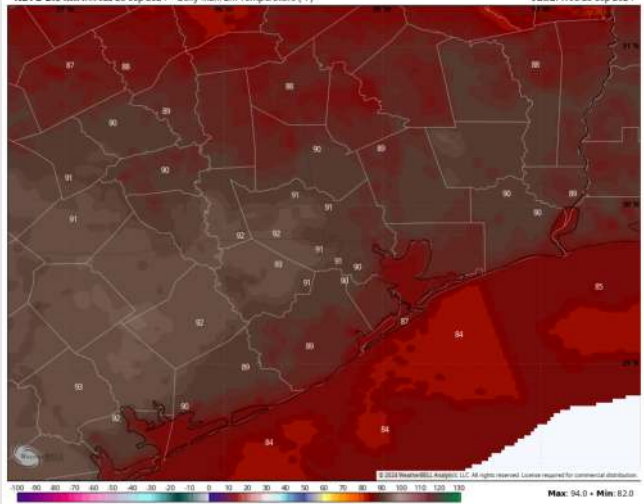


ECMWF 0.1' Init 18z 22 Sep 2024 • 10m Wind Speed • Streamlines (mph) Hour: 72 • Valid: 18z Wed 25 Sep 2024



Wind Speed
1 PM CT

NDFD 2.5 km Init 02z 23 Sep 2024 • Daily Max: 2m Temperature (°F) Valid: Wed 25 Sep 2024

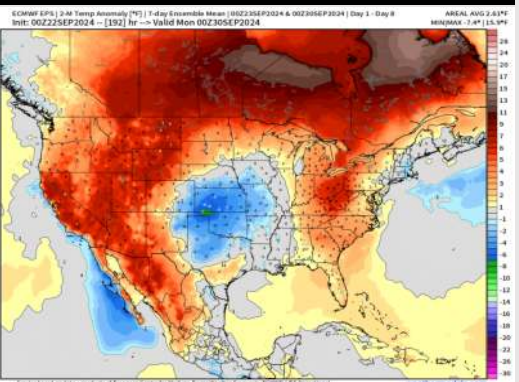


High Temps
Wednesday

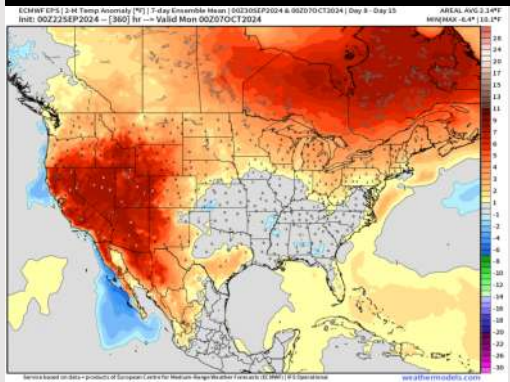
Houston Pilots: 9/23/24



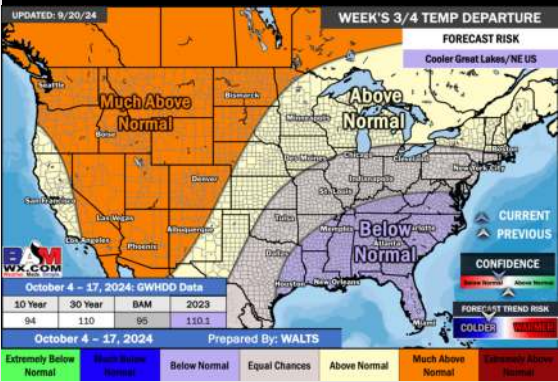
Next 7 Day Temperature Departure



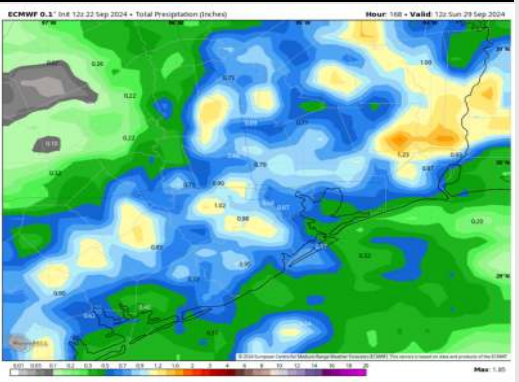
8-14 Day Temperature Departure



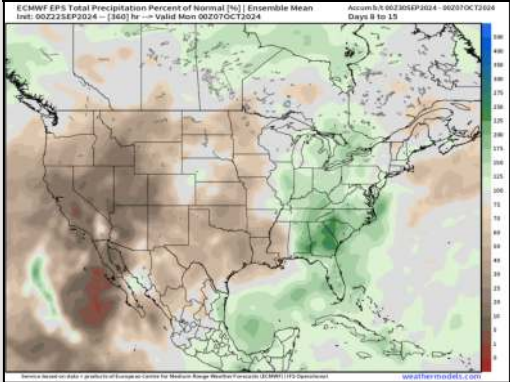
15-30 Day Temperature Departure



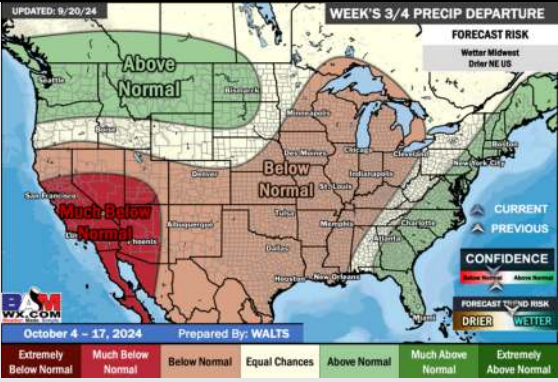
Next 7 Day Total Precipitation



8-14 Day % of Average Precip.



15-30 Day % of Average Precip.



- Temps are expected to be above normal for the week 1 timeframe. Favoring daily chances for precip to start week 1, with a drier back half of the week.
- Above normal temperatures are favored for week 2. Confidence is low on precip chances due to tropical storm chances.
- Below normal temperatures and much below normal precipitation chances are expected for the weeks ¾ timeframe.