

Houston Pilots Forecast Package



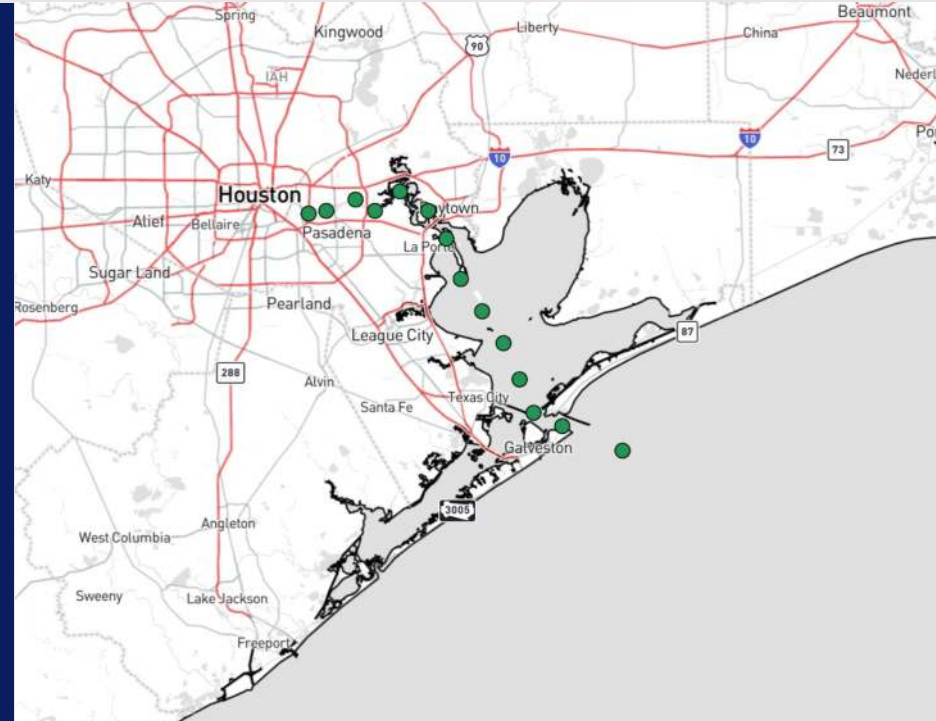
Updated: 10:45 PM CT

Friday, September 20, 2024

Forecaster: Xander Lowry

Weather Headlines

- Favoring dry conditions through the weekend.
- Low end risk for patchy fog Saturday morning
- **Tropical development favored in Caribbean early next week. See latest updates below for more.**



Current Radar: 10:40 PM CT



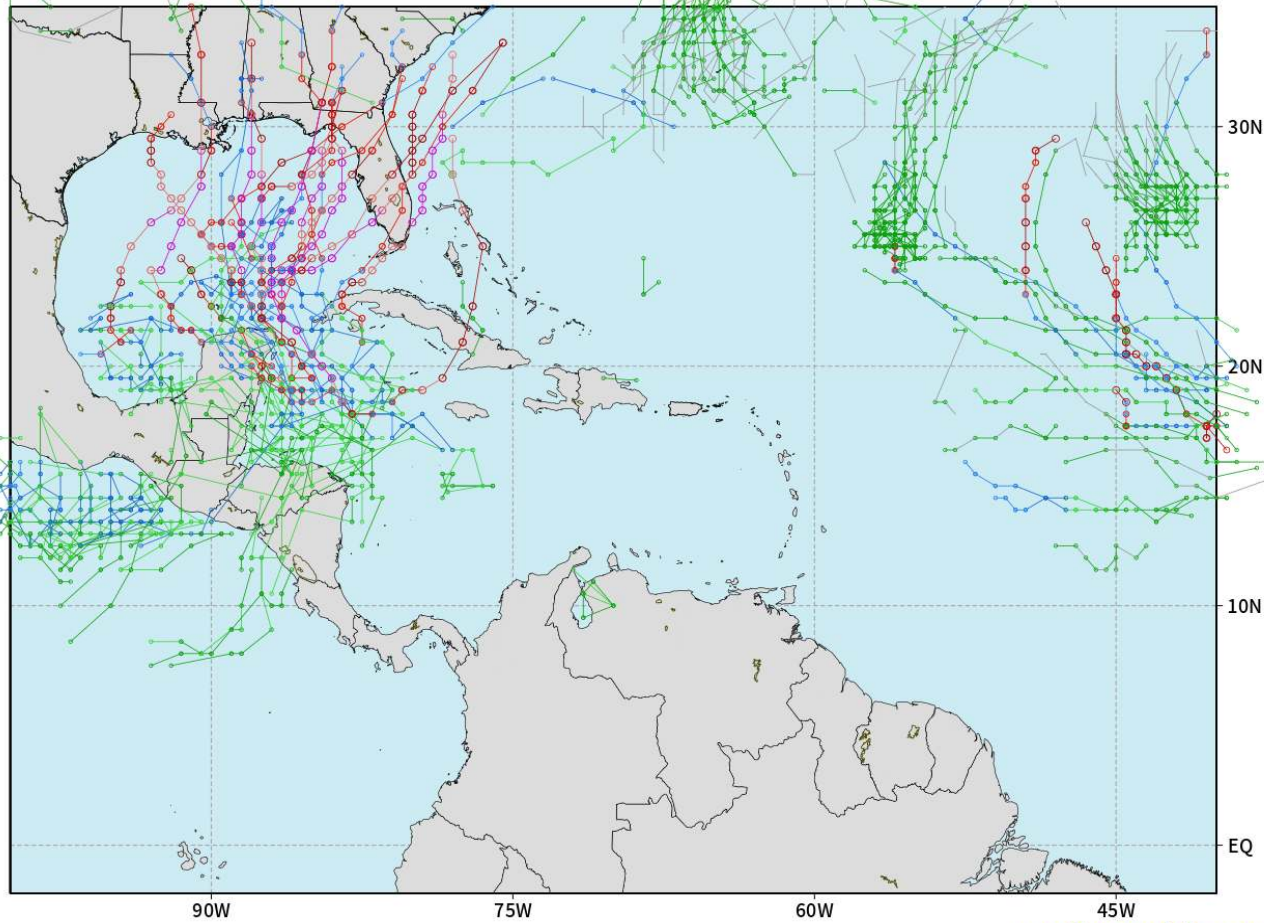
As always, please do not hesitate to reach out to us with any forecast questions via the chat option on Clarity or our on-call number, **(317)-560-8122** press **1** for forecast questions.

Houston Pilots Tropical Update

American Model Next 10 Days - Tropical Tracks

NOAA GEFSv12 | All Ensemble Cyclones +240 Hours
INIT: 18Z20SEP2024 --> UNTIL 18Z30SEP2024

o-o > 1010 hPa
o-o 1000 - 1010 hPa
o-o 980 - 999 hPa
o-o 960 - 979 hPa
o-o 950 - 959 hPa
o-o < 950 hPa



weathermodels.com

Additional tropical development is favored in the Caribbean during the middle of next week. At this time, trends continue to suggest any tropical storm/hurricane that forms within the next 7-10 days should stay east of SE Texas.

Confidence is low overall. Additional updates to follow.

Houston Pilots Tropical Update



Potential Tropical Formation

TROPICAL INSIGHT

7:50 PM ET Friday, September 20, 2024

Forecaster: Lowry



TIMING: September 24th – October 1st

FORECAST NOTES:

- ✓ An area (Purple) in the W Caribbean and W Gulf is marked for potential tropical development this weekend.
- ✓ Exact track remains uncertain however current progression is favored for E Gulf
- ✓ Areas in Orange should be ready / monitor potential into next week. Areas in Green likely at a heavy rainfall risk regardless of development.

Houston Pilots Visibility Chart (miles)



Forecast Confidence



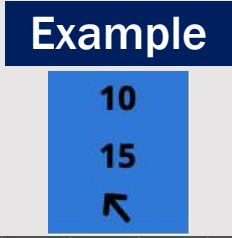
Visibility	Sat 12 am	Sat 1 am	Sat 2 am	Sat 3 am	Sat 4 am	Sat 5 am	Sat 6 am	Sat 7 am	Sat 8 am	Sat 9 am	Sat 10 am	Sat 11 am	Sat 12 pm	Sat 1 pm	Sat 2 pm	Sat 3 pm	Sat 4 pm	Sat 5 pm	Sat 6 pm	Sat 7 pm	Sat 8 pm	Sat 9 pm	Sat 10 pm	Sat 11 pm
Houston Pilots N - 610 Bridge	10	10	10	10	10	10	9	10	10	6.9	10	10	10	10	10	10	10	10	10	10	10	10	10	10
Houston Pilots M - Kinder 1	10	10	10	10	10	10	9	10	10	6.9	10	10	10	10	10	10	10	10	10	10	10	10	10	10
Houston Pilots L - Greens Bayou	10	10	10	10	10	10	9	10	10	6.9	10	10	10	10	10	10	10	10	10	10	10	10	10	10
Houston Pilots K - Shell Crude	10	10	10	10	10	10	9	10	10	6.9	10	10	10	10	10	10	10	10	10	10	10	10	10	10
Houston Pilots J - Lynchburg Ferries	10	10	10	10	10	10	9	9	10	6.9	10	10	10	10	10	10	10	10	10	10	10	10	10	10
Houston Pilots I - Exxon 3	10	10	10	10	10	10	9	10	10	6.9	10	10	10	10	10	10	10	10	10	10	10	10	10	10
Houston Pilots H - Morgans Point	10	10	10	10	10	10	9	10	10	6.9	10	10	10	10	10	10	10	10	10	10	10	10	10	10
Houston Pilots G - 75/76	10	10	10	10	10	10	10	10	10	6.9	10	10	10	10	10	10	10	10	10	10	10	10	10	10
Houston Pilots F - 63/64	10	10	10	10	10	10	10	10	10	6.9	10	10	10	10	10	10	10	10	10	10	10	10	10	10
Houston Pilots E - 51/52	10	10	10	10	10	10	10	10	10	9	10	10	10	10	10	10	10	10	10	10	10	10	10	10
Houston Pilots D - 37/38	10	10	10	10	10	10	10	10	10	9	10	10	10	10	10	10	10	10	10	10	10	10	10	10
Houston Pilots C - 25/26	10	10	10	10	10	10	10	10	10	9	10	10	10	10	10	10	10	10	10	10	10	10	10	10
Houston Pilots B - 11/12	10	10	10	10	10	10	10	10	10	10	10	10	10	10	10	10	10	10	10	10	10	10	10	10
Houston Pilots A - 1 & 2 Bravo	10	10	10	10	10	10	10	10	10	10	10	10	10	10	10	10	10	10	10	10	10	10	10	10

NOTE: This is automated data that may/may not agree with the official BAM thinking that's found on the daily slides or special visibility report slides. This data should be used as a guide only

Houston Pilots Wind Chart



→ Sustained wind 10 Knots
 → Gusts 15 Knots
 → Wind from the SE



Wind	Sat 12 am	Sat 1 am	Sat 2 am	Sat 3 am	Sat 4 am	Sat 5 am	Sat 6 am	Sat 7 am	Sat 8 am	Sat 9 am	Sat 10 am	Sat 11 am	Sat 12 pm	Sat 1 pm	Sat 2 pm	Sat 3 pm	Sat 4 pm	Sat 5 pm	Sat 6 pm	Sat 7 pm	Sat 8 pm	Sat 9 pm	Sat 10 pm	Sat 11 pm
Houston Pilots N - 610 Bridge	3 ↑	3 ↑	3 ↑	3 ↑	2 ↑	2 ↑	1 ↑	1 ↖	1 ↖	1 ↖	2 ↖	3 ↖	5 ↖	6 ↖	7 ↖	8 ↖	8 ↖	9 ↖	9 ↖	9 ↖	8 ↖	8 ↖	6 ↖	6 ↖
Houston Pilots M - Kinder 1	3 ↑	3 ↑	3 ↑	3 ↑	2 ↑	2 ↑	1 ↑	1 ↖	1 ↖	1 ↖	2 ↖	3 ↖	5 ↖	6 ↖	7 ↖	8 ↖	8 ↖	9 ↖	9 ↖	9 ↖	8 ↖	8 ↖	6 ↖	6 ↖
Houston Pilots L - Greens Bayou	3 ↑	3 ↑	3 ↑	3 ↑	2 ↑	2 ↑	1 ↑	1 ↖	1 ↖	1 ↖	2 ↖	3 ↖	5 ↖	6 ↖	7 ↖	8 ↖	8 ↖	9 ↖	9 ↖	9 ↖	8 ↖	8 ↖	6 ↖	6 ↖
Houston Pilots K - Shell Crude	3 ↑	3 ↑	3 ↑	2 ↑	2 ↑	2 ↑	1 ↑	1 ↖	1 ↖	1 ↖	2 ↖	3 ↖	5 ↖	6 ↖	7 ↖	8 ↖	8 ↖	9 ↖	9 ↖	8 ↖	8 ↖	7 ↖	6 ↖	6 ↖
Houston Pilots J - Lynchburg Ferries	3 ↑	3 ↑	3 ↑	2 ↑	2 ↑	2 ↑	1 ↑	1 ↖	1 ↖	1 ↖	2 ↖	2 ↖	3 ↖	6 ↖	7 ↖	8 ↖	8 ↖	9 ↖	9 ↖	8 ↖	8 ↖	7 ↖	6 ↖	5 ↖
Houston Pilots I - Exxon 3	7 ↑	6 ↑	6 ↑	6 ↑	5 ↑	5 ↑	3 ↑	3 ↖	3 ↖	3 ↖	3 ↖	5 ↖	6 ↖	8 ↖	9 ↖	10 ↖	12 ↖	13 ↖	13 ↖	13 ↖	12 ↖	10 ↖	10 ↖	9 ↖
Houston Pilots H - Morgans Point	7 ↑	6 ↑	6 ↑	6 ↑	5 ↑	5 ↑	3 ↑	3 ↖	3 ↖	3 ↖	3 ↖	5 ↖	6 ↖	7 ↖	9 ↖	10 ↖	10 ↖	12 ↖	12 ↖	12 ↖	12 ↖	10 ↖	10 ↖	9 ↖
Houston Pilots G - 75/76	8 ↑	8 ↑	7 ↑	7 ↑	6 ↑	6 ↑	6 ↑	5 ↑	3 ↑	3 ↖	5 ↖	6 ↖	6 ↖	7 ↖	9 ↖	10 ↖	10 ↖	12 ↖	12 ↖	13 ↖	12 ↖	12 ↖	10 ↖	10 ↖
Houston Pilots F - 63/64	8 ↑	7 ↑	7 ↑	7 ↑	6 ↑	6 ↑	6 ↑	5 ↑	5 ↖	5 ↖	5 ↖	6 ↖	6 ↖	7 ↖	8 ↖	9 ↖	10 ↖	10 ↖	12 ↖	12 ↖	12 ↖	10 ↖	10 ↖	10 ↖
Houston Pilots E - 51/52	8 ↑	7 ↑	7 ↑	7 ↑	6 ↑	6 ↑	6 ↑	5 ↑	5 ↖	5 ↖	5 ↖	6 ↖	6 ↖	7 ↖	8 ↖	9 ↖	10 ↖	10 ↖	10 ↖	10 ↖	10 ↖	10 ↖	10 ↖	10 ↖
Houston Pilots D - 37/38	8 ↑	7 ↑	7 ↑	7 ↑	6 ↑	6 ↑	6 ↑	5 ↑	5 ↖	5 ↖	5 ↖	6 ↖	6 ↖	7 ↖	8 ↖	8 ↖	9 ↖	10 ↖	10 ↖	10 ↖	10 ↖	10 ↖	10 ↖	10 ↖
Houston Pilots C - 25/26	7 ↑	7 ↑	7 ↑	7 ↑	6 ↑	6 ↑	6 ↑	5 ↑	5 ↖	5 ↖	5 ↖	6 ↖	6 ↖	7 ↖	8 ↖	8 ↖	8 ↖	9 ↖	10 ↖	10 ↖	10 ↖	10 ↖	10 ↖	10 ↖
Houston Pilots B - 11/12	6 ↑	6 ↑	6 ↑	6 ↑	6 ↑	6 ↑	5 ↑	5 ↑	5 ↑	5 ↑	5 ↑	6 ↑	6 ↑	7 ↑	8 ↑	8 ↑	8 ↑	9 ↑	9 ↑	9 ↑	9 ↑	9 ↑	9 ↑	9 ↑
Houston Pilots A - 1 & 2 Bravo	8 ↑	8 ↑	8 ↑	8 ↑	7 ↑	7 ↑	6 ↑	6 ↑	6 ↑	6 ↑	6 ↑	6 ↑	6 ↑	7 ↑	8 ↑	8 ↑	8 ↑	9 ↑	9 ↑	10 ↑	10 ↑	10 ↑	10 ↑	12 ↑

NOTE: This is automated data that may/may not agree with the official BAM thinking that's found on the daily slides. This data should be used as a guide only.

Houston Pilots: SAT. 9/21/2024



Forecast Discussion

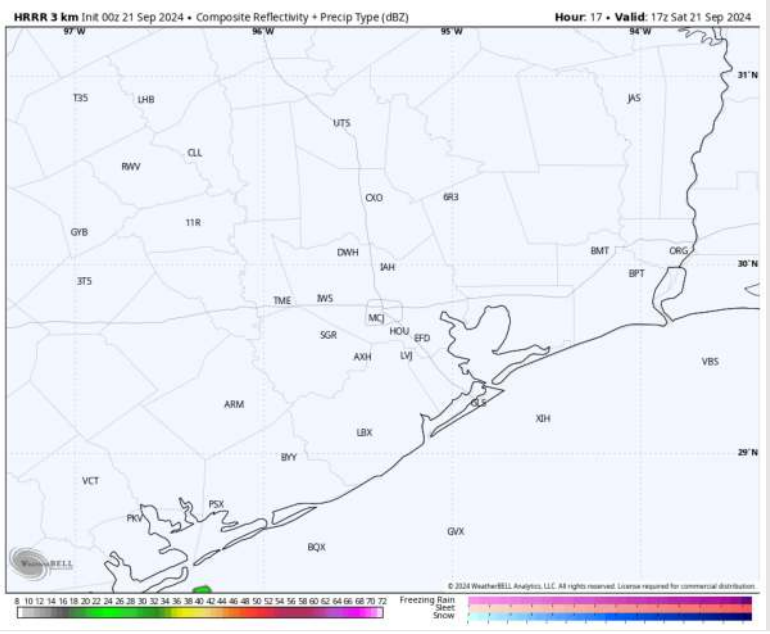
Precip: Favoring dry conditions for today.

Wind: Winds will be generally variable through 6AM before shifting out of the SE. **N of Morgan's Point:** Winds will be sustained at 2 – 6 kts through 1PM before increase to 7 – 11 kts. **S of Morgan's Point:** Winds will be sustained at 6 – 11 kts through 8PM before increase to 8 – 13 kts.

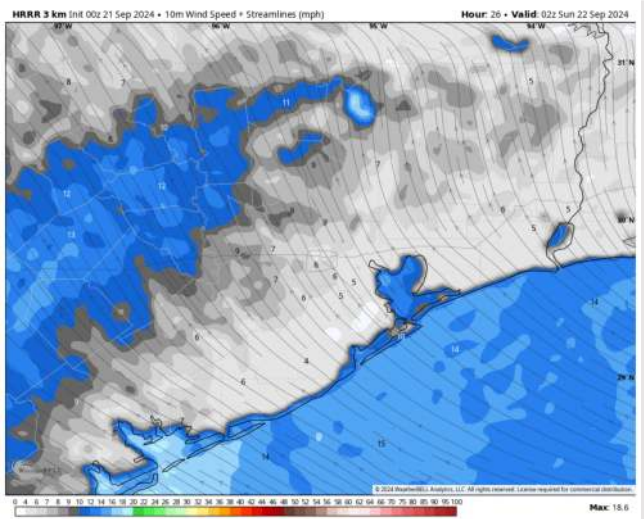
High Temps: **N of Morgan's Point:** Lower 90s F. **S of Morgan's Point:** Upper 80s F

Visibility: Low-end fog threat will be possible for stations N of Morgan's Point, however not favoring <2.0 visibility. Favoring best threats to remain W of stations.

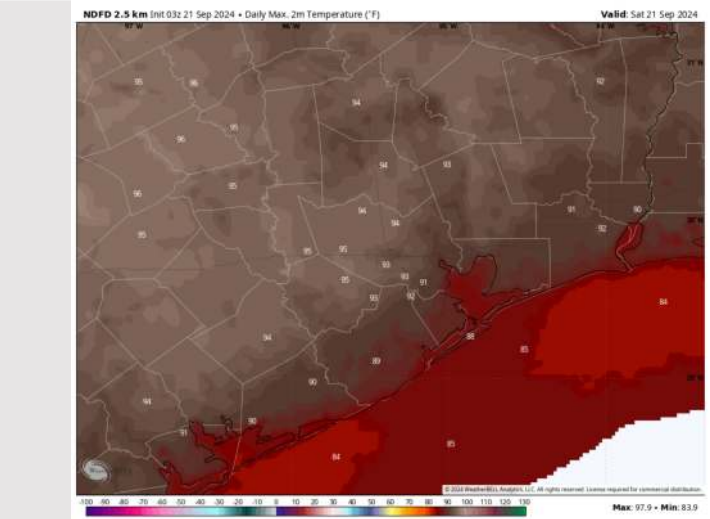
Precip Image: 12 PM CT



Wind Speed: 9 PM CT



Wind Speed:
9 PM CT



High Temps
Today

Houston Pilots: SUN. 9/22/2024



Forecast Discussion

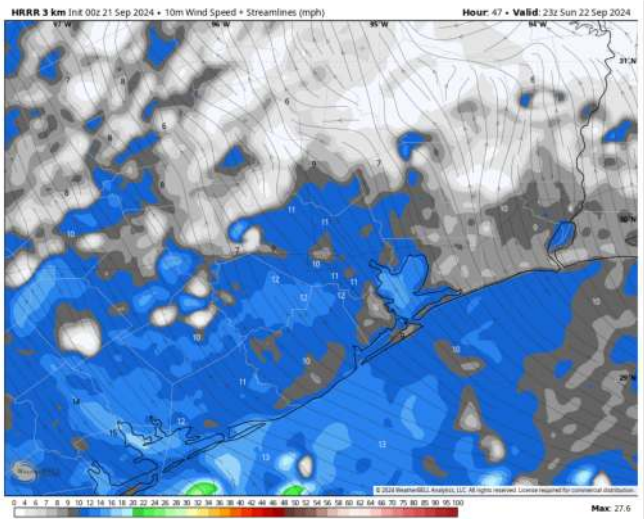
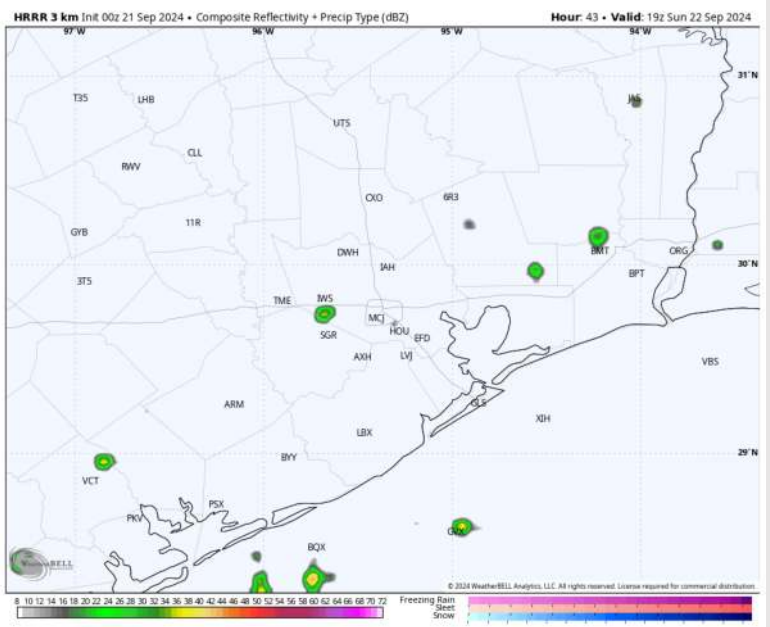
Precip: Favoring mostly dry conditions outside of a stray light shower from 2PM – 8PM

Wind: Winds will be out of the SE throughout the day. **N of Morgan's Point:** Winds at 4 - 9 kts through 4PM when winds increase to 7 – 12 kts for the rest of the day. **S of Morgan's Point:** Winds will be 7 - 11 kts throughout the day.

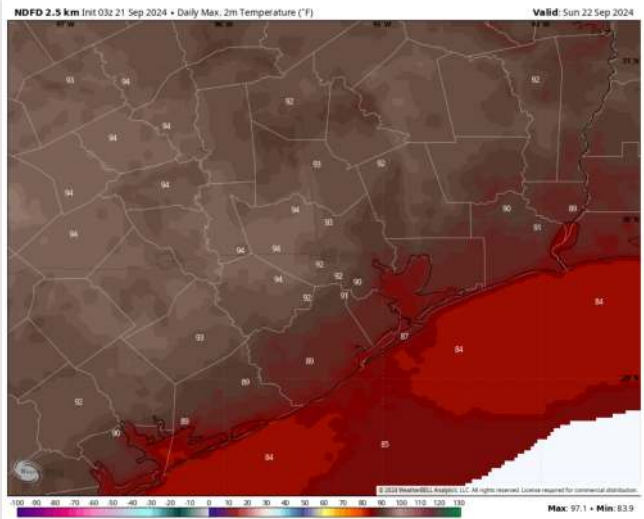
High Temps: **N of Morgan's Point:** Low 90s F. **S of Morgan's Point:** Mid to upper 80s F.

Visibility: Not anticipating any visibility concerns.

Precip Image: 2 PM CT



Wind Speed
6 PM CT



High Temps
Sunday

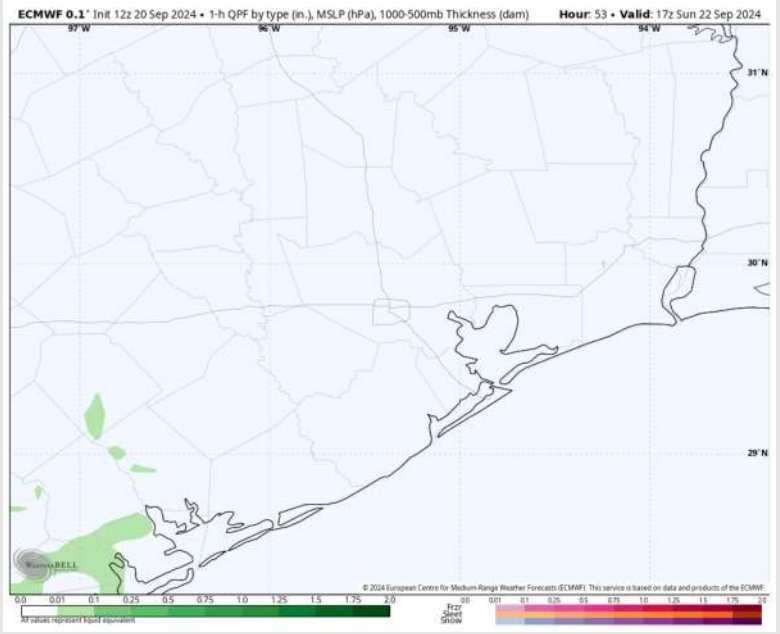
Houston Pilots: MON. 9/23/2024



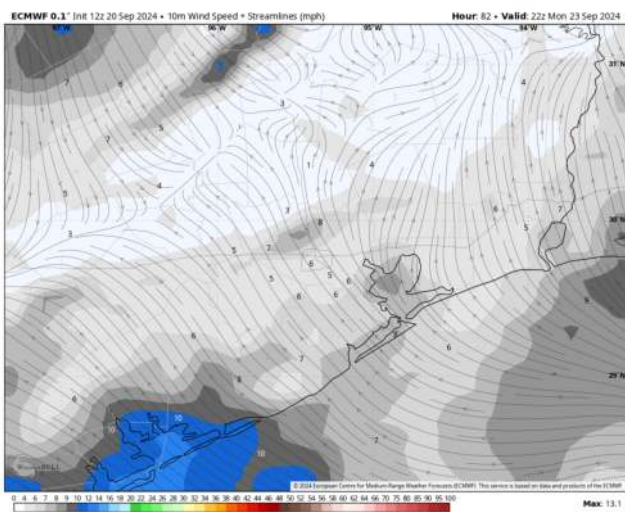
Forecast Discussion

- Precip:** Dry conditions are favored for Monday.
- Wind:** Winds will be out of the S/SSE through the evening.
- N of Morgan's Point:** Winds will be at 2 - 7 kts throughout the day.
- S of Morgan's Point:** Winds will be at 3-8 kts throughout the day on Monday.
- High Temps:** N of Morgan's Point: Mid/Low 90s F. S of Morgan's Point: Mid 80s F.
- Visibility:** Not favoring any fog for Monday.

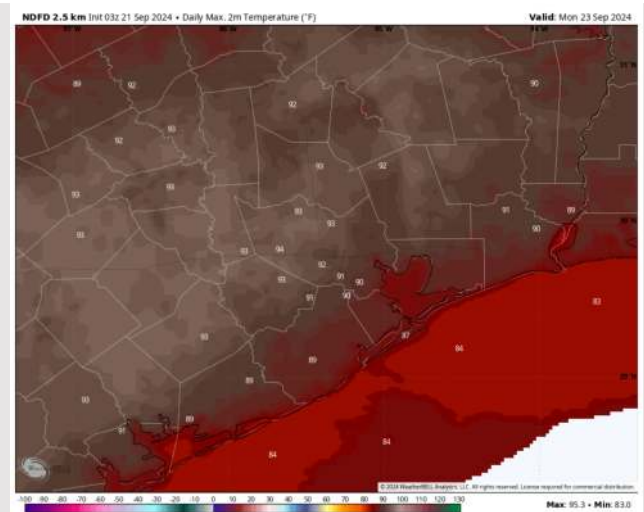
Precip Image: 12 PM CT



Wind Speed:
5 PM CT



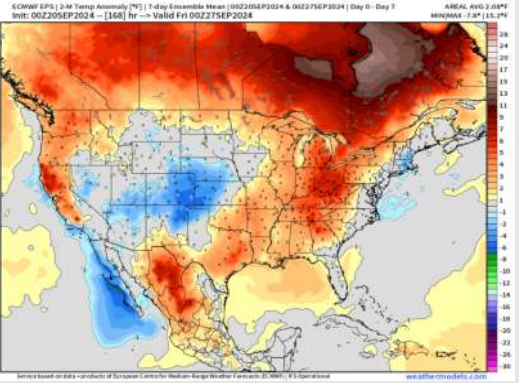
High Temps
Monday



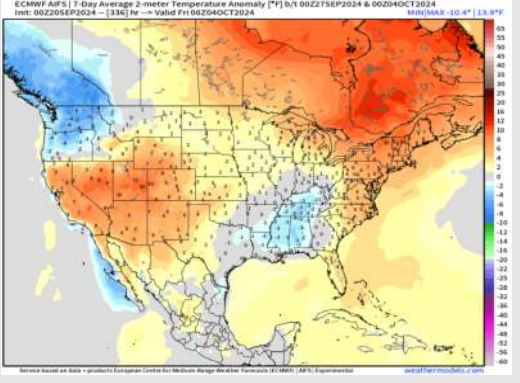
Houston Pilots: 9/21/24



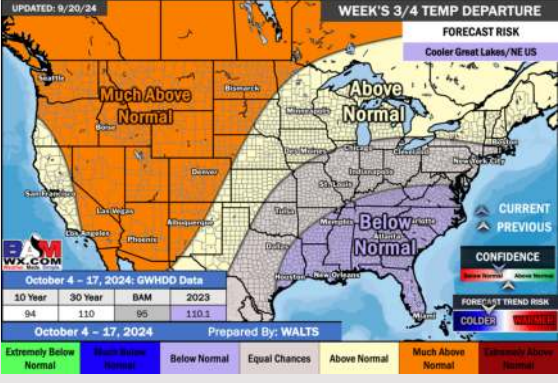
Next 7 Day Temperature Departure



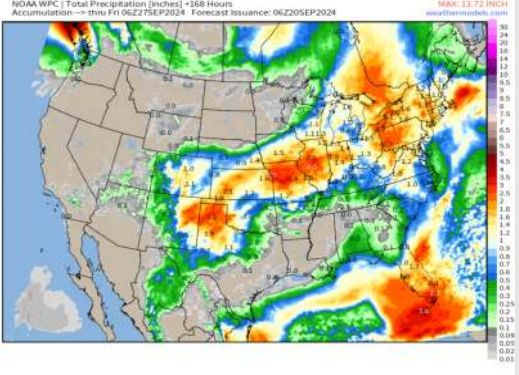
8-14 Day Temperature Departure



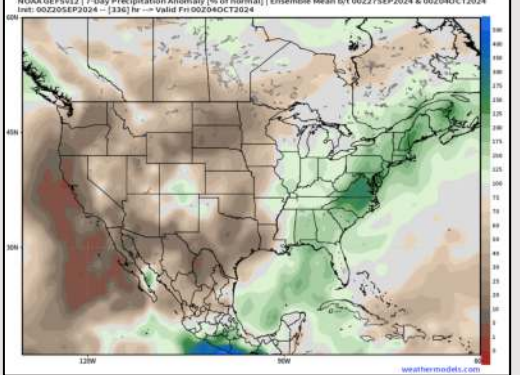
15-30 Day Temperature Departure



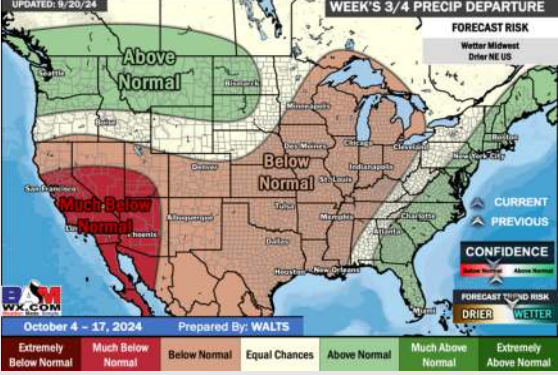
Next 7 Day Total Precipitation



8-14 Day % of Average Precip.



15-30 Day % of Average Precip.



- Temps are expected to be above normal for the week 1 timeframe. Favoring mostly dry conditions for the week 1 timeframe with a few isolated showers possible moving into the weekend.
- Near normal temperatures are favored for week 2. Confidence is low on precip chances due to tropical storm chances.
- Below normal temperatures and much below normal precipitation chances are expected for the weeks ¾ timeframe.