

Houston Pilots Forecast Package



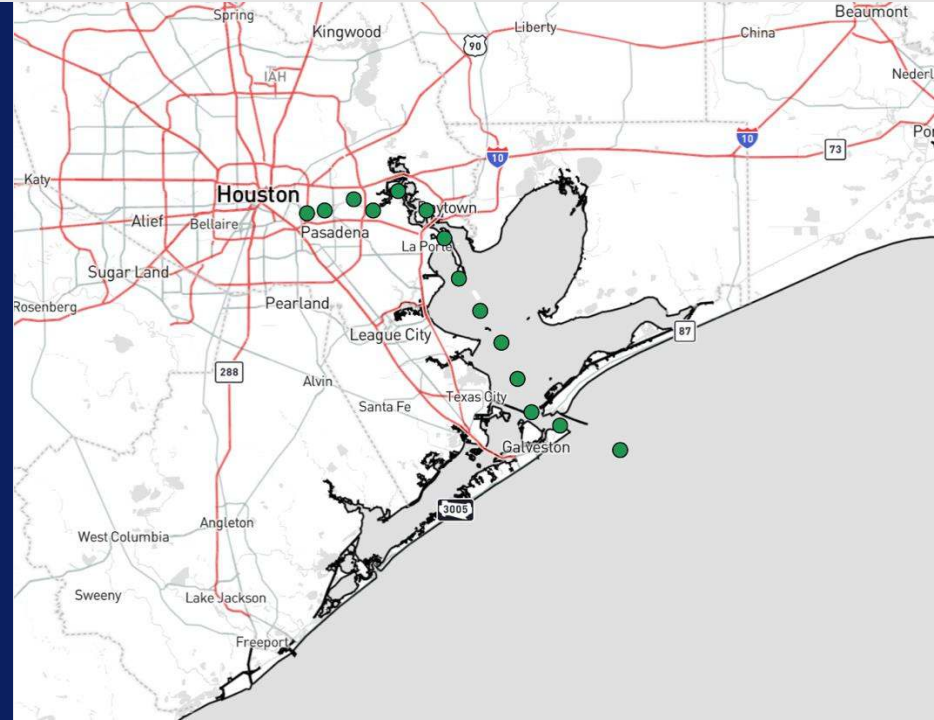
Updated: 10:45 PM CT

Friday, September 20, 2024

Forecaster: Xander Lowry

Weather Headlines

- Favoring dry conditions through the weekend.
- Sustained winds are not expected to exceed 15 kts.
- **Tropical development favored in Caribbean early next week. See latest updates below for more.**



Current Radar: 10:35 PM CT



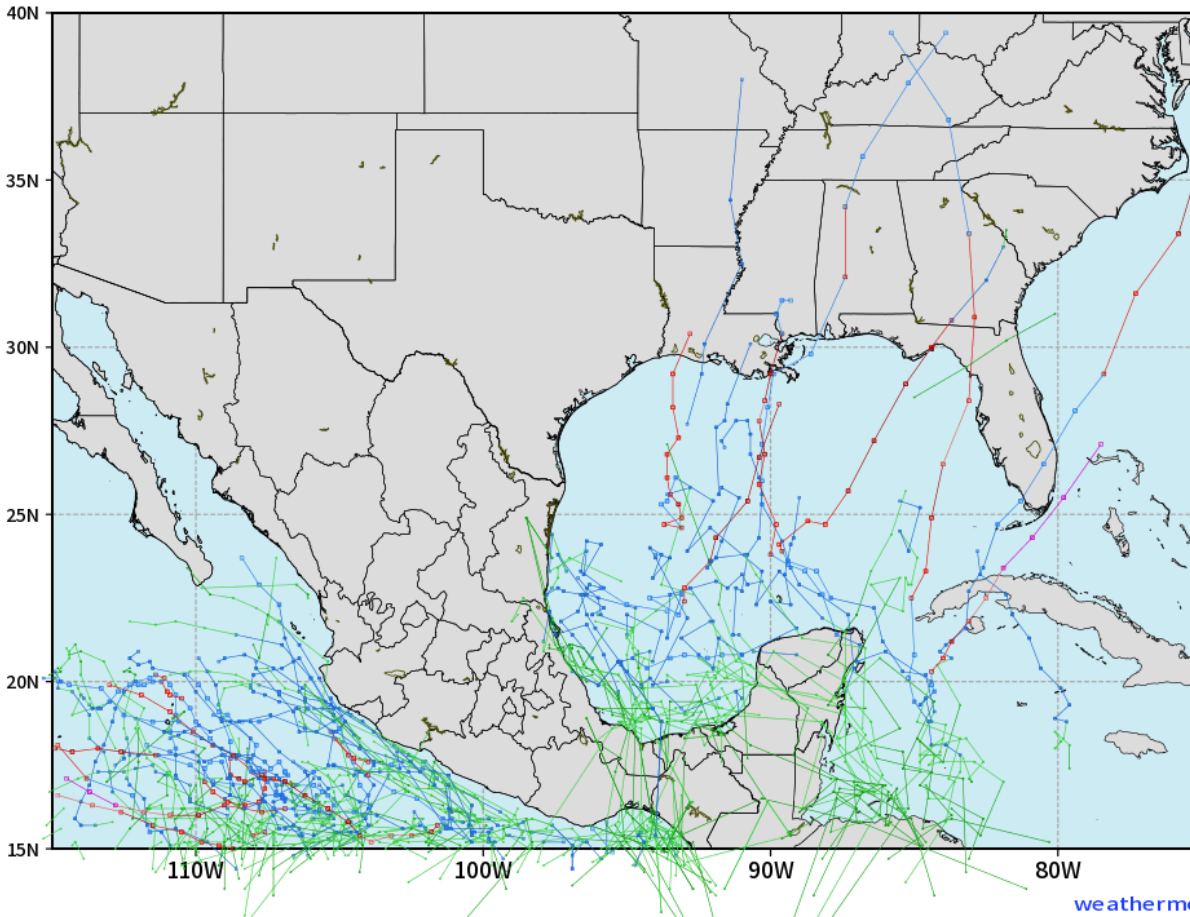
As always, please do not hesitate to reach out to us with any forecast questions via the chat option on Clarity or our on-call number, **(317)-560-8122** press 1 for forecast questions.

Houston Pilots Tropical Update

European Model Next 10 Days - Tropical Tracks

ECMWF GULF EPS Cyclone Locations --> Next [10-days]
INIT: 12Z19SEP2024 --> UNTIL 12Z29SEP2024

o-o ENSEMBLE MEAN
o-o 1000 - 1010 hPa
o-o 980 - 999 hPa
o-o 960 - 979 hPa
o-o 950 - 959 hPa
o-o < 950 hPa



Additional tropical development is favored in the Caribbean late this weekend and into next week. At this time, trends continue to suggest any tropical storm/hurricane that forms within the next 7-10 days should stay east of SE Texas.

Confidence is low overall. Additional updates to follow.

Houston Pilots Tropical Update

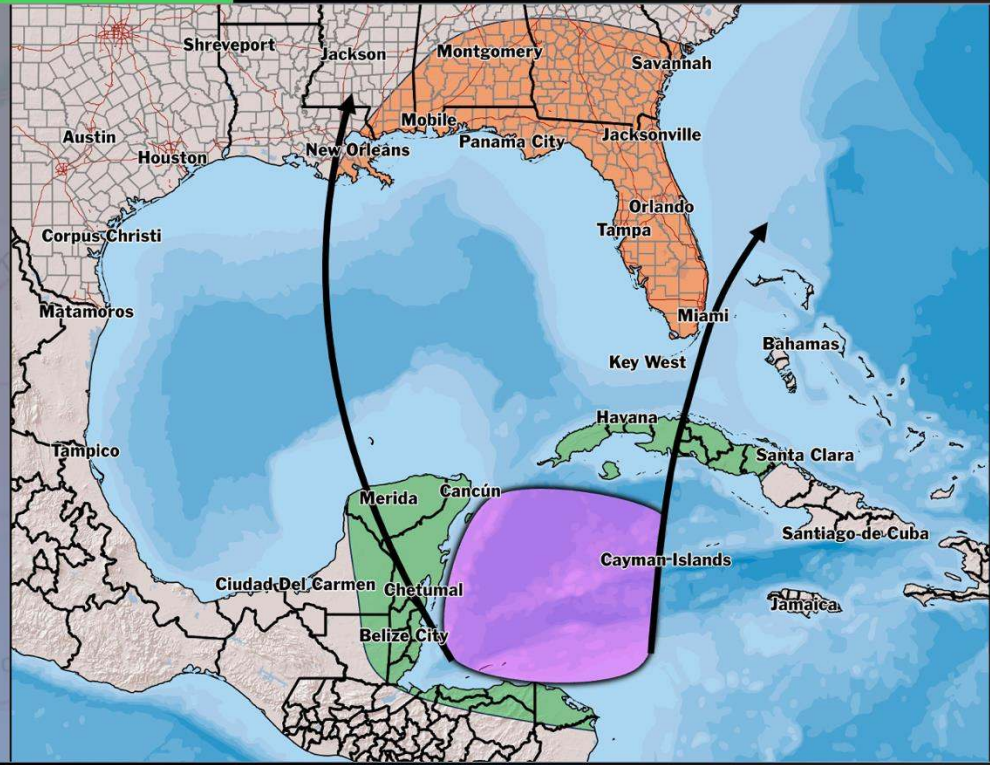


Potential Tropical Formation

TROPICAL INSIGHT

9:40 PM ET Wednesday, September 18, 2024

Forecaster: Lowry



TIMING: September 24th – September 30th

FORECAST NOTES:

- ✓ An area (Purple) in the W Caribbean is marked for potential tropical development this weekend.
- ✓ Exact track remains uncertain however current progression is favored for E Gulf
- ✓ Areas in Orange should be ready / monitor potential into next week. Areas in Green likely at a heavy rainfall risk regardless of development.



Houston Pilots Visibility Chart (miles)



Forecast Confidence



Visibility	Thu 11 pm	Fri 12 am	Fri 1 am	Fri 2 am	Fri 3 am	Fri 4 am	Fri 5 am	Fri 6 am	Fri 7 am	Fri 8 am	Fri 9 am	Fri 10 am	Fri 11 am	Fri 12 pm	Fri 1 pm	Fri 2 pm	Fri 3 pm	Fri 4 pm	Fri 5 pm	Fri 6 pm	Fri 7 pm	Fri 8 pm	Fri 9 pm	Fri 10 pm
Houston Pilots N - 610 Bridge	10	10	10	10	10	10	7.9	6.9	6.9	6.9	5.9	10	10	10	10	10	10	10	10	10	10	10	10	10
Houston Pilots M - Kinder 1	10	10	10	10	10	10	7.9	6.9	6.9	6.9	6.9	10	10	10	10	10	10	10	10	10	10	10	10	10
Houston Pilots L - Greens Bayou	10	10	10	10	10	10	7.9	6.9	6.9	6.9	6.9	10	10	10	10	10	10	10	10	10	10	10	10	10
Houston Pilots K - Shell Crude	10	10	10	10	10	10	7.9	6.9	6.9	6.9	6.9	10	10	10	10	10	10	10	10	10	10	10	10	10
Houston Pilots J - Lynchburg Ferries	10	10	10	10	10	10	7.9	6.9	6.9	6.9	6.9	10	10	10	10	10	10	10	10	10	10	10	10	10
Houston Pilots I - Exxon 3	10	10	10	10	10	10	7.9	6.9	6.9	6.9	6.9	10	10	10	10	10	10	10	10	10	10	10	10	10
Houston Pilots H - Morgans Point	10	10	10	10	10	10	7.9	6.9	6.9	6.9	6.9	10	10	10	10	10	10	10	10	10	10	10	10	10
Houston Pilots G - 75/76	10	10	10	10	10	10	9	6.9	6.9	6.9	5.9	10	10	10	10	10	10	10	10	10	10	10	10	9
Houston Pilots F - 63/64	10	10	10	10	10	10	9	6.9	6.9	6.9	5.9	10	10	10	10	10	10	10	10	10	10	10	10	9
Houston Pilots E - 51/52	10	10	10	10	10	10	9	6.9	6.9	6.9	5.9	10	10	10	10	10	10	10	10	10	10	10	10	10
Houston Pilots D - 37/38	10	10	10	10	10	10	9	6.9	6.9	6.9	5.9	10	10	10	10	10	10	10	10	10	10	10	10	10
Houston Pilots C - 25/26	10	10	10	10	10	10	10	7.9	9	10	6.9	10	10	10	10	10	10	10	10	10	10	10	10	10
Houston Pilots B - 11/12	10	10	10	10	10	10	10	10	10	10	6.9	10	10	10	10	10	10	10	10	10	10	10	10	10
Houston Pilots A - 1 & 2 Bravo	10	10	10	10	10	10	10	10	10	10	6.9	10	10	10	10	10	10	10	10	10	10	10	10	10

NOTE: This is automated data that may/may not agree with the official BAM thinking that's found on the daily slides or special visibility report slides. This data should be used as a guide only

Houston Pilots Wind Chart



Forecast Confidence

Above Normal Below Normal

Sustained wind 10 Knots

Gusts 15 Knots

Wind from the SE

Example

10

15

↙

Wind	Thu 11 pm	Fri 12 am	Fri 1 am	Fri 2 am	Fri 3 am	Fri 4 am	Fri 5 am	Fri 6 am	Fri 7 am	Fri 8 am	Fri 9 am	Fri 10 am	Fri 11 am	Fri 12 pm	Fri 1 pm	Fri 2 pm	Fri 3 pm	Fri 4 pm	Fri 5 pm	Fri 6 pm	Fri 7 pm	Fri 8 pm	Fri 9 pm	Fri 10 pm	
Houston Pilots N - 610 Bridge	6 10 ↑	5 9 ↑	3 8 ↑	3 8 ↑	3 7 ↑	2 6 ↑	2 5 ↑	1 5 →	1 5 →	1 3 ↓	1 3 ↓	1 3 ↓	1 5 ←	2 6 ←	3 7 ←	3 8 ←	5 9 ←	6 10 ←	6 12 ←	7 13 ←	7 14 ←	7 14 ←	6 13 ←	6 10 ↑	
Houston Pilots M - Kinder 1	5 10 ↑	5 9 ↑	3 8 ↑	3 8 ↑	3 7 ↑	2 6 ↑	2 5 ↑	1 5 →	1 5 →	1 3 ↓	1 3 ↓	1 3 ↓	1 5 ←	2 6 ←	3 7 ←	3 8 ←	5 9 ←	6 10 ←	6 12 ←	7 13 ←	7 13 ←	7 14 ←	6 13 ←	6 10 ↑	
Houston Pilots L - Greens Bayou	5 10 ↑	3 9 ↑	3 8 ↑	3 7 ↑	3 6 ↑	2 6 ↑	2 5 ↑	1 5 →	1 5 →	1 3 ↓	1 3 ↓	1 3 ↓	1 5 ←	2 6 ←	3 7 ←	3 8 ←	5 9 ←	6 10 ←	6 12 ←	6 13 ←	7 13 ←	7 13 ←	6 13 ←	5 10 ↑	
Houston Pilots K - Shell Crude	5 10 ↑	3 9 ↑	3 8 ↑	3 7 ↑	3 6 ↑	2 5 ↑	2 5 ↑	1 5 →	1 3 ↓	1 3 ↓	1 3 ↓	1 3 ↓	1 5 ←	2 6 ←	3 7 ←	3 8 ←	5 9 ←	6 10 ←	6 12 ←	6 13 ←	6 13 ←	6 13 ←	6 12 ←	5 9 ↑	
Houston Pilots J - Lynchburg Ferries	5 10 ↑	3 8 ↑	3 8 ↑	3 7 ↑	2 6 ↑	2 5 ↑	1 5 ↑	1 5 →	1 3 ↓	1 3 ↓	1 3 ↓	1 3 ↓	1 5 ←	2 6 ←	2 7 ←	3 7 ←	5 9 ←	6 9 ←	6 10 ←	6 13 ←	6 13 ←	6 13 ←	6 12 ←	5 9 ↑	
Houston Pilots I - Exxon 3	8 13 ↑	8 12 ↑	7 10 ↑	7 9 ↑	6 8 ↑	5 7 ↑	5 7 ↑	3 6 ↑	3 5 →	3 5 →	2 5 ↓	2 5 ↓	2 6 ←	3 7 ←	3 8 ←	6 9 ←	7 10 ←	8 13 ←	8 14 ←	9 14 ←	9 14 ←	9 14 ←	8 13 ←	8 12 ↑	
Houston Pilots H - Morgans Point	8 12 ↑	8 12 ↑	7 10 ↑	6 9 ↑	6 8 ↑	5 7 ↑	5 7 ↑	3 6 →	3 5 →	3 5 →	2 5 ↓	2 5 ↓	3 6 ←	3 7 ←	5 8 ←	6 9 ←	7 10 ←	8 13 ←	8 13 ←	8 14 ←	9 14 ←	9 14 ←	8 13 ←	8 12 ↑	
Houston Pilots G - 75/76	8 13 ↑	8 13 ↑	8 12 ↑	8 12 ↑	7 9 ↑	6 9 ↑	6 8 ↑	5 7 ↑	3 6 →	3 5 →	3 5 ↓	3 6 ↓	3 7 ←	3 8 ←	6 9 ←	6 10 ←	6 10 ←	8 13 ←	8 14 ←	8 15 ←	9 15 ←	9 14 ←	9 14 ←	8 12 ↑	
Houston Pilots F - 63/64	8 13 ↑	8 12 ↑	8 12 ↑	8 12 ↑	7 10 ↑	6 9 ↑	6 8 ↑	5 7 ↑	3 6 →	3 5 →	3 5 ↓	3 6 ↓	3 7 ←	3 8 ←	6 9 ←	6 10 ←	6 10 ←	7 12 ←	8 13 ←	8 14 ←	8 14 ←	9 14 ←	8 13 ←	8 12 ↑	
Houston Pilots E - 51/52	8 13 ↑	8 13 ↑	8 12 ↑	8 12 ↑	7 10 ↑	6 9 ↑	6 8 ↑	5 7 ↑	3 6 →	3 5 →	3 5 ↓	3 6 ↓	3 7 ←	3 8 ←	6 9 ←	6 9 ←	6 9 ←	6 12 ←	8 13 ←	8 14 ←	8 14 ←	8 13 ←	8 13 ←	8 12 ↑	
Houston Pilots D - 37/38	8 13 ↑	8 13 ↑	8 12 ↑	8 12 ↑	7 10 ↑	6 9 ↑	6 8 ↑	5 7 ↑	3 6 →	3 5 →	3 5 ↓	3 6 ↓	3 7 ←	3 8 ←	5 9 ←	6 9 ←	6 9 ←	6 10 ←	7 12 ←	8 13 ←	8 13 ←	8 13 ←	8 13 ←	8 12 ↑	
Houston Pilots C - 25/26	8 13 ↑	8 12 ↑	8 12 ↑	8 12 ↑	7 10 ↑	6 9 ↑	6 8 ↑	5 7 ↑	3 6 →	3 5 →	3 5 ↓	3 6 ↓	3 7 ←	3 8 ←	5 9 ←	6 9 ←	6 9 ←	6 10 ←	7 12 ←	8 13 ←	8 13 ←	8 13 ←	8 12 ↑	8 10 ↑	
Houston Pilots B - 11/12	7 13 ↑	7 12 ↑	7 12 ↑	6 12 ↑	6 10 ↑	6 9 ↑	5 8 ↑	3 7 ↑	3 5 →	2 5 →	2 5 ↓	3 6 ↓	3 7 ←	3 8 ←	5 9 ←	6 9 ←	6 9 ←	6 10 ←	7 12 ←	7 12 ←	7 12 ←	7 12 ←	7 12 ←	6 10 ↑	
Houston Pilots A - 1 & 2 Bravo	8 14 ↑	8 13 ↑	8 13 ↑	8 13 ↑	8 12 ↑	7 10 ↑	6 9 ↑	5 7 ↑	3 6 →	3 5 →	3 5 ↓	3 6 ↓	3 7 ←	3 8 ←	5 9 ←	6 9 ←	6 9 ←	6 10 ←	6 10 ←	7 12 ←	7 12 ←	8 12 ←	8 12 ←	8 12 ←	8 12 ←

NOTE: This is automated data that may/may not agree with the official BAM thinking that's found on the daily slides. This data should be used as a guide only.

Houston Pilots: FRI. 9/20/2024



Forecast Discussion

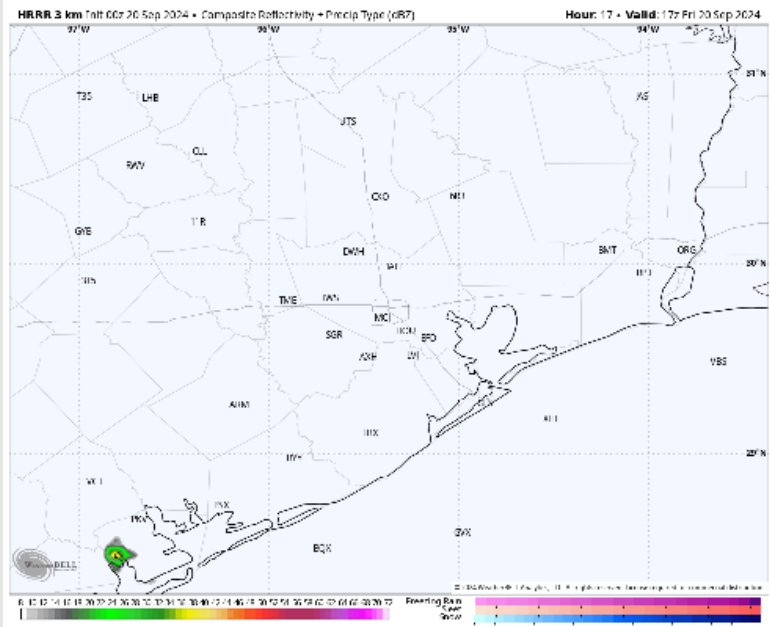
Precip: Dry conditions are favored for today.

Wind: Winds will be calm and variable in direction through 4 PM, settling out of the S/SSE after that time. **N of Morgan's Point:** Winds will be at 2 - 7 kts throughout the day. **S of Morgan's Point:** Winds will be at 5 -10 kts through 7AM before decreasing to 2 - 7 kts through 9PM. Winds favored to return to 5-10 kts after 9PM

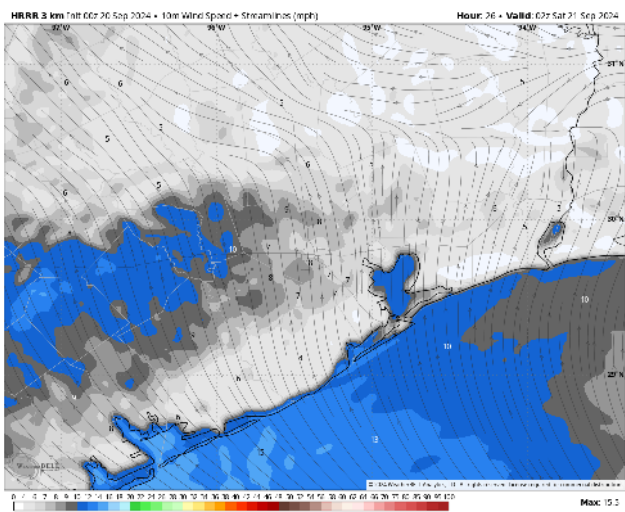
High Temps: **N of Morgan's Point:** Mid 90s F. **S of Morgan's Point:** Mid 80s F.

Visibility: Low-end fog threat will be possible for stations N of Morgan's Point, however not favoring <2.0 visibility. Favoring best threats to remain W of stations.

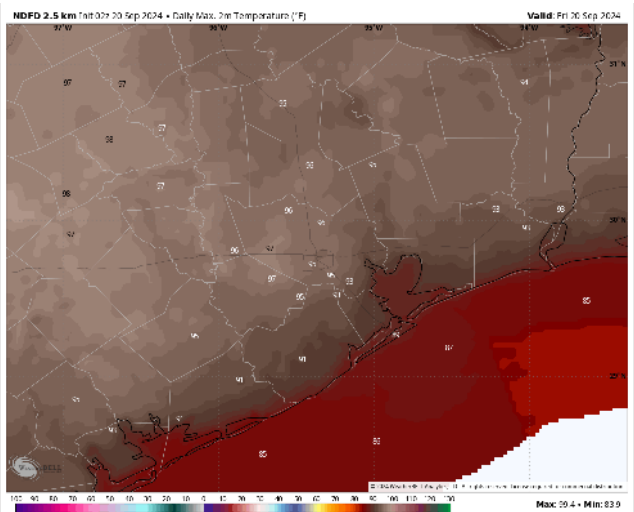
Precip Image: 12 PM CT



Wind Speed:
9 PM CT



High Temps
Today



Houston Pilots: SAT. 9/21/2024



Forecast Discussion

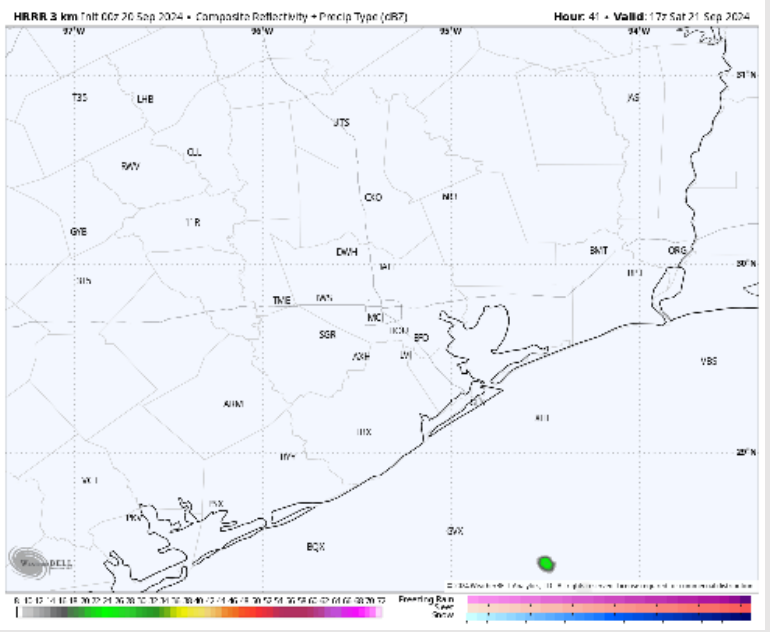
Precip: Favoring dry conditions for Saturday.

Wind: Winds will be generally variable through 12PM before shifting out of the SE. **N of Morgan's Point:** Winds will be sustained at 3 – 6 kts through 3PM before increase to 4 – 9 kts. **S of Morgan's Point:** Winds will be sustained at 5 – 10 kts throughout the day.

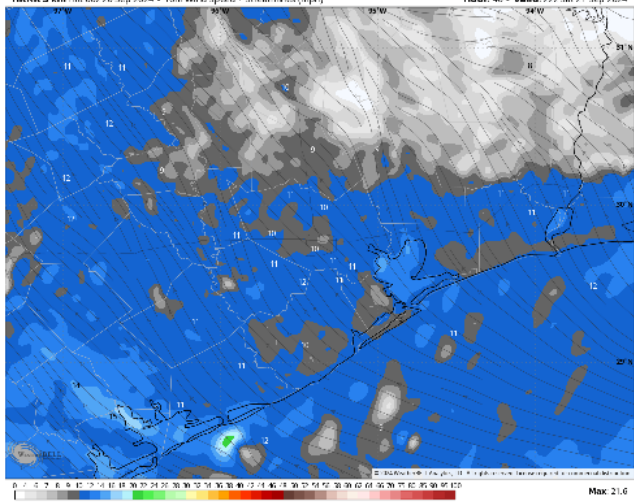
High Temps: **N of Morgan's Point:** Lower 90s F. **S of Morgan's Point:** Mid 80s F

Visibility: No fog favored for Saturday.

Precip Image: 12 PM CT

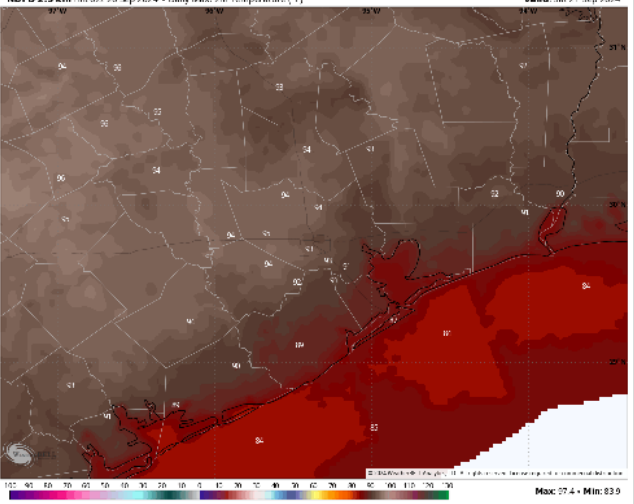


HRRR 3 km fct 06z 20 Sep 2024 • 10m Wind Speed • Streamlines (mph) Hour: 46 • Valid: 23z Sat 21 Sep 2024



Wind Speed:
5 PM CT

NDFD 2.5 km fct 07z 20 Sep 2024 • Daily Max, 2m Temperature (°F) Valid: Sat 21 Sep 2024



High Temps
Saturday

Houston Pilots: SUN. 9/22/2024



Forecast Discussion

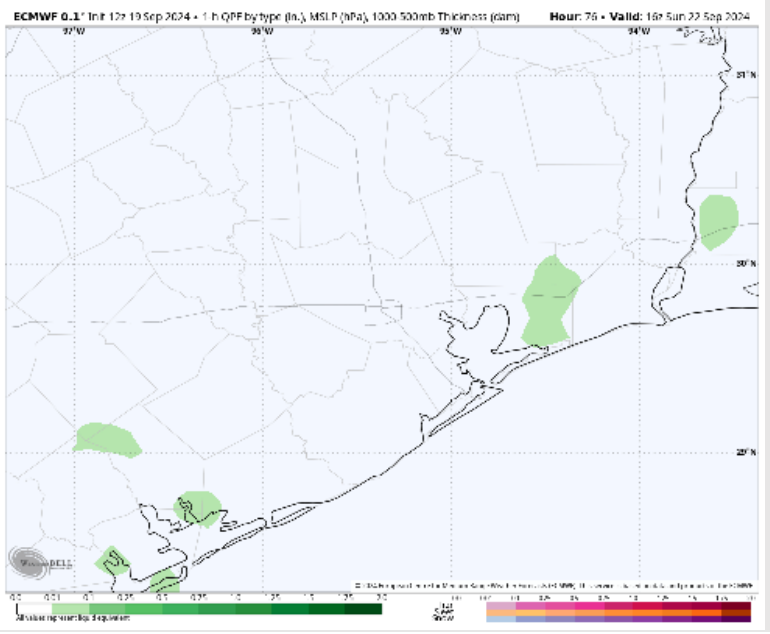
Precip: Favoring mostly dry conditions outside of isolated light showers from 10AM – 3PM.

Wind: Winds will be out of the SE throughout the day. **N of Morgan's Point:** Winds at 4 - 9 kts throughout the day. **S of Morgan's Point:** Winds will be 7 - 12 kts throughout the day.

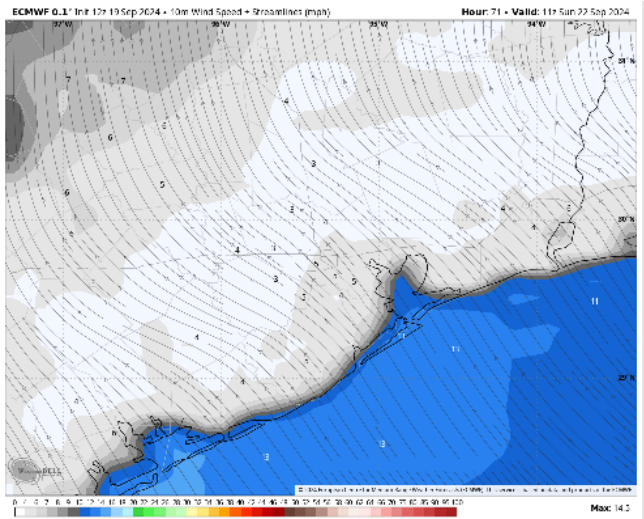
High Temps: **N of Morgan's Point:** Low 90s F. **S of Morgan's Point:** Mid 80s F.

Visibility: Not anticipating any visibility concerns.

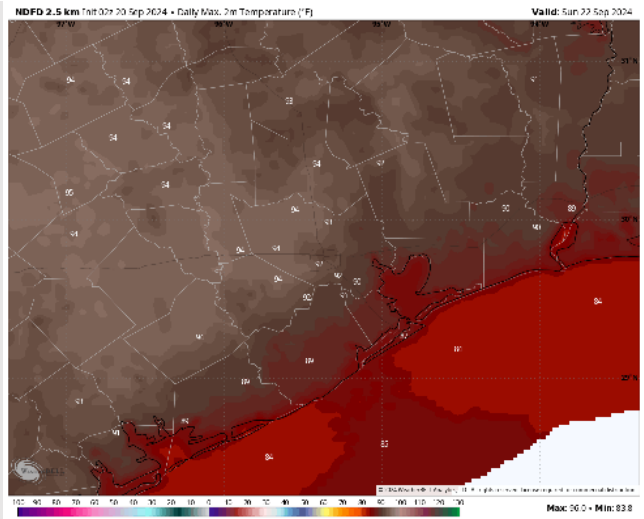
Precip Image: 11 AM CT



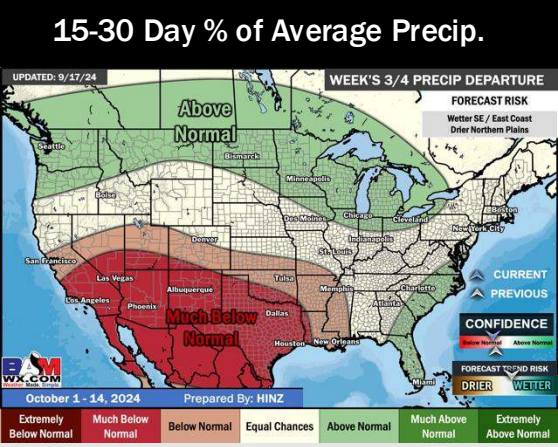
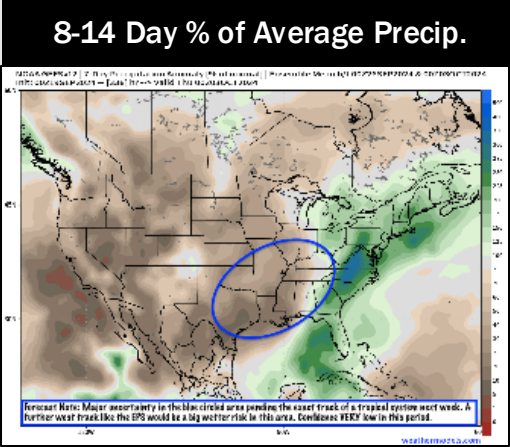
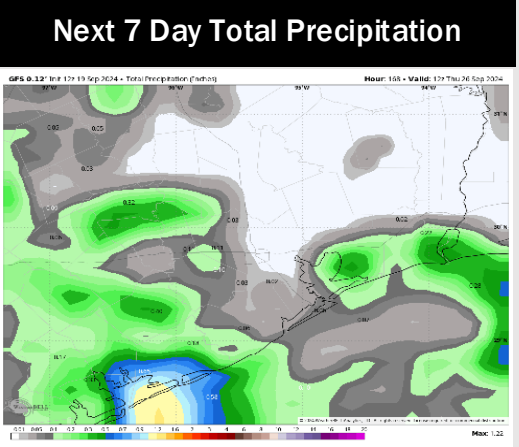
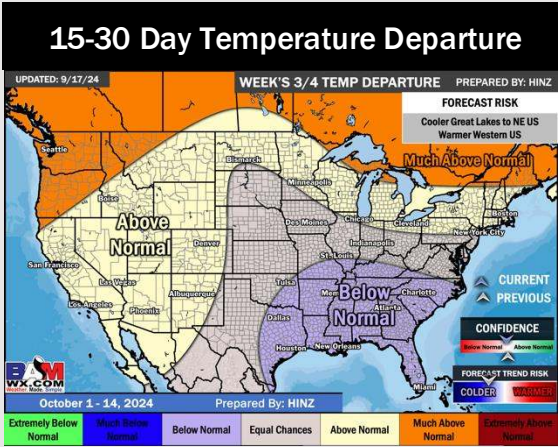
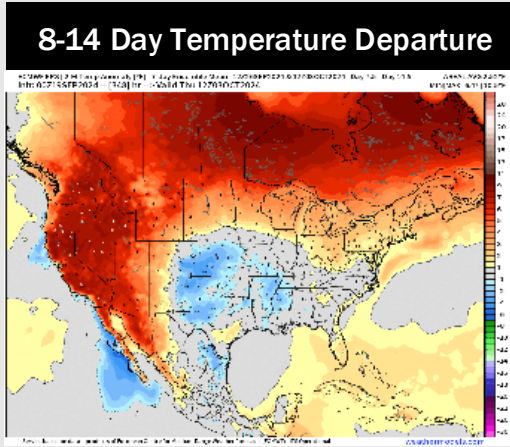
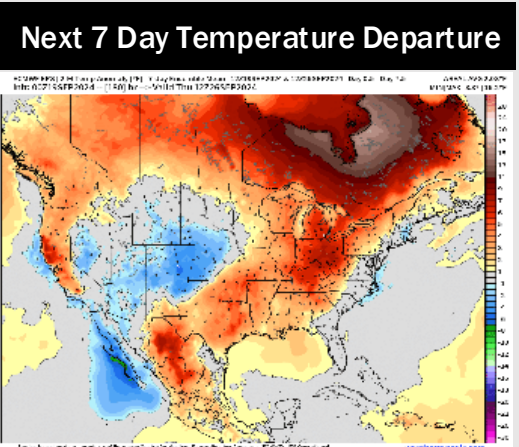
Wind Speed
6 AM CT



High Temps
Sunday



Houston Pilots: 9/20/24



- Temps are expected to be above normal for the week 1 timeframe. Favoring mostly dry conditions for the week 1 timeframe with a few isolated showers possible moving into the weekend.
- Near normal temperatures are favored for week 2. Confidence is low on precip chances due to tropical storm chances.
- Below normal temperatures and much below normal precipitation chances are expected for the weeks ¾ timeframe.