

Houston Pilots Forecast Package



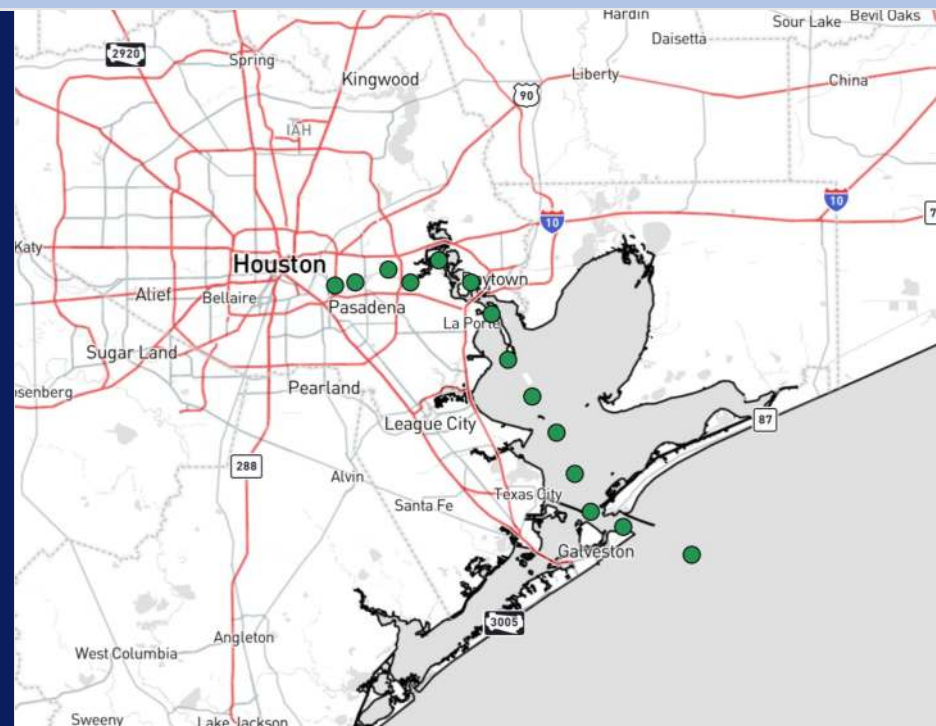
Updated: 12:45 PM CT

Thursday, September 19, 2024

Forecaster: Alyssa Elliott

Weather Headlines

- Favoring dry conditions through the weekend.
- Sustained winds are not expected to exceed 10 kts.
- Tropical development favored in Caribbean to start next week. See latest updates below for more.



Current Radar: 12:30 PM CT



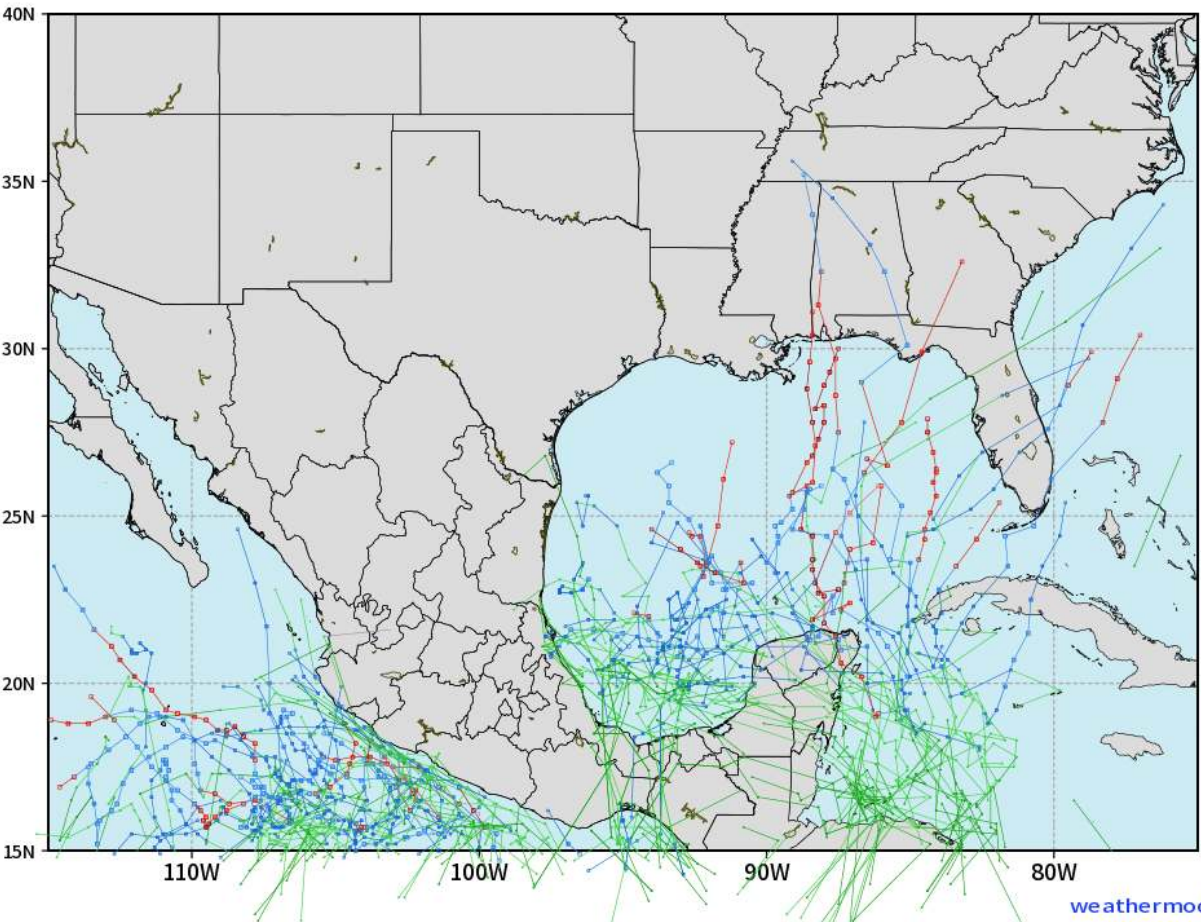
As always, please do not hesitate to reach out to us with any forecast questions via the chat option on Clarity or our on-call number, **(317)-560-8122** press **1** for forecast questions.

Houston Pilots Tropical Update

European Model Next 10 Days - Tropical Tracks

ECMWF GULF EPS Cyclone Locations --> Next [10-days]
INIT: 00Z19SEP2024 --> UNTIL 00Z29SEP2024

o-o ENSEMBLE MEAN
o-o 1000 - 1010 hPa
o-o 980 - 999 hPa
o-o 960 - 979 hPa
o-o 950 - 959 hPa
o-o < 950 hPa



Additional tropical development is favored in the Caribbean later next week. At this time, trends continue to suggest any tropical storm/hurricane that forms within the next 7-10 days should stay east of SE Texas.

Confidence is low overall. Additional updates to follow.

Houston Pilots Tropical Update



Potential Tropical Formation

TROPICAL INSIGHT

9:40 PM ET Wednesday, September 18, 2024

Forecaster: Lowry



TIMING: September 24th – September 30th

FORECAST NOTES:

- ✓ An area (Purple) in the W Caribbean is marked for potential tropical development this weekend.
- ✓ Exact track remains uncertain however current progression is favored for E Gulf
- ✓ Areas in Orange should be ready / monitor potential into next week. Areas in Green likely at a heavy rainfall risk regardless of development.



Houston Pilots Visibility Chart (miles)



Forecast Confidence



Visibility	Thu 2 pm	Thu 3 pm	Thu 4 pm	Thu 5 pm	Thu 6 pm	Thu 7 pm	Thu 8 pm	Thu 9 pm	Thu 10 pm	Thu 11 pm	Fri 12 am	Fri 1 am	Fri 2 am	Fri 3 am	Fri 4 am	Fri 5 am	Fri 6 am	Fri 7 am	Fri 8 am	Fri 9 am	Fri 10 am	Fri 11 am	Fri 12 pm	Fri 1 pm
Houston Pilots N - 610 Bridge	10	10	10	10	10	10	10	10	10	10	10	10	10	10	7.9	7.9	6.9	5.9	4.9	4.9	10	10	10	10
Houston Pilots M - Kinder 1	10	10	10	10	10	10	10	10	10	10	10	10	10	10	9	7.9	6.9	5.9	4.9	4.9	10	10	10	10
Houston Pilots L - Greens Bayou	10	10	10	10	10	10	10	10	10	10	10	10	10	10	9	7.9	6.9	5.9	4.9	4.9	10	10	10	10
Houston Pilots K - Shell Crude	10	10	10	10	10	10	10	10	10	10	10	10	10	10	9	7.9	6.9	5.9	4.9	4.9	10	10	10	10
Houston Pilots J - Lynchburg Ferries	10	10	10	10	10	10	10	10	10	10	10	10	10	10	9	7.9	6.9	5.9	4.9	4.9	10	10	10	10
Houston Pilots I - Exxon 3	10	10	10	10	10	10	10	10	10	10	10	10	10	10	9	7.9	6.9	5.9	4.9	4.9	10	10	10	10
Houston Pilots H - Morgans Point	10	10	10	10	10	10	10	10	10	10	10	10	10	10	9	7.9	6.9	5.9	4.9	4.9	10	10	10	10
Houston Pilots G - 75/76	10	10	10	10	10	10	10	10	10	10	10	10	10	10	10	9	6.9	6.9	5.9	4.9	10	10	10	10
Houston Pilots F - 63/64	10	10	10	10	10	10	10	10	10	10	10	10	10	10	10	9	6.9	6.9	6.9	4.9	10	10	10	10
Houston Pilots E - 51/52	10	10	10	10	10	10	10	10	10	10	10	10	10	10	10	9	7.9	6.9	6.9	5.9	10	10	10	10
Houston Pilots D - 37/38	10	10	10	10	10	10	10	10	10	10	10	10	10	10	10	9	7.9	6.9	6.9	5.9	10	10	10	10
Houston Pilots C - 25/26	10	10	10	10	10	10	10	10	10	10	10	10	10	10	10	9	7.9	6.9	6.9	6.9	10	10	10	10
Houston Pilots B - 11/12	10	10	10	10	10	10	10	10	10	10	10	10	10	10	10	10	9	7.9	7.9	6.9	10	10	10	10
Houston Pilots A - 1 & 2 Bravo	10	10	10	10	10	10	10	10	10	10	10	10	10	10	10	10	9	7.9	7.9	6.9	10	10	10	10

NOTE: This is automated data that may/may not agree with the official BAM thinking that's found on the daily slides or special visibility report slides. This data should be used as a guide only

Houston Pilots Wind Chart



Sustained wind 10 Knots

Gusts 15 Knots

Wind from the SE

Example

10

15

↙

Wind	Thu 2 pm	Thu 3 pm	Thu 4 pm	Thu 5 pm	Thu 6 pm	Thu 7 pm	Thu 8 pm	Thu 9 pm	Thu 10 pm	Thu 11 pm	Fri 12 am	Fri 1 am	Fri 2 am	Fri 3 am	Fri 4 am	Fri 5 am	Fri 6 am	Fri 7 am	Fri 8 am	Fri 9 am	Fri 10 am	Fri 11 am	Fri 12 pm	Fri 1 pm
Houston Pilots N - 610 Bridge	3 ←	5 ←	6 ←	6 ←	7 ←	8 ←	8 ←	7 ←	6 ←	5 ←	3 ←	3 ←	3 ←	2 ←	2 ←	2 ←	1 ←	1 ←	1 ←	1 ←	1 ←	1 ←	2 ←	3 ←
Houston Pilots M - Kinder 1	3 ←	5 ←	6 ←	6 ←	7 ←	8 ←	8 ←	7 ←	6 ←	5 ←	3 ←	3 ←	3 ←	2 ←	2 ←	2 ←	1 ←	1 ←	1 ←	1 ←	1 ←	1 ←	2 ←	3 ←
Houston Pilots L - Greens Bayou	3 ←	5 ←	6 ←	6 ←	7 ←	7 ←	7 ←	6 ←	6 ←	5 ←	3 ←	3 ←	3 ←	2 ←	2 ←	1 ←	1 ←	1 ←	1 ←	1 ←	1 ←	1 ←	2 ←	3 ←
Houston Pilots K - Shell Crude	5 ←	6 ←	6 ←	6 ←	7 ←	7 ←	7 ←	6 ←	6 ←	5 ←	3 ←	3 ←	3 ←	2 ←	2 ←	1 ←	1 ←	1 ←	1 ←	1 ←	1 ←	1 ←	2 ←	3 ←
Houston Pilots J - Lynchburg Ferries	3 ←	5 ←	6 ←	6 ←	7 ←	7 ←	7 ←	6 ←	5 ←	3 ←	3 ←	3 ←	2 ←	2 ←	1 ←	1 ←	1 ←	1 ←	1 ←	1 ←	1 ←	1 ←	2 ←	3 ←
Houston Pilots I - Exxon 3	6 ←	8 ←	8 ←	9 ←	10 ←	10 ←	10 ←	10 ←	8 ←	8 ←	7 ←	6 ←	6 ←	6 ←	5 ←	3 ←	3 ←	3 ←	3 ←	2 ←	2 ←	3 ←	3 ←	5 ←
Houston Pilots H - Morgans Point	6 ←	8 ←	8 ←	9 ←	10 ←	10 ←	10 ←	9 ←	8 ←	8 ←	7 ←	6 ←	6 ←	6 ←	5 ←	3 ←	3 ←	3 ←	2 ←	2 ←	2 ←	3 ←	3 ←	5 ←
Houston Pilots G - 75/76	6 ←	7 ←	8 ←	9 ←	10 ←	10 ←	10 ←	10 ←	9 ←	8 ←	8 ←	7 ←	7 ←	6 ←	6 ←	6 ←	3 ←	3 ←	3 ←	3 ←	3 ←	3 ←	3 ←	3 ←
Houston Pilots F - 63/64	6 ←	7 ←	8 ←	9 ←	9 ←	10 ←	10 ←	9 ←	8 ←	8 ←	8 ←	7 ←	7 ←	6 ←	6 ←	6 ←	5 ←	3 ←	3 ←	3 ←	3 ←	3 ←	3 ←	3 ←
Houston Pilots E - 51/52	6 ←	6 ←	8 ←	8 ←	9 ←	9 ←	9 ←	8 ←	8 ←	8 ←	8 ←	7 ←	7 ←	6 ←	6 ←	6 ←	3 ←	3 ←	3 ←	3 ←	3 ←	3 ←	3 ←	3 ←
Houston Pilots D - 37/38	6 ←	6 ←	7 ←	8 ←	8 ←	8 ←	8 ←	8 ←	8 ←	8 ←	8 ←	7 ←	7 ←	6 ←	6 ←	5 ←	3 ←	3 ←	3 ←	3 ←	3 ←	3 ←	3 ←	5 ←
Houston Pilots C - 25/26	6 ←	6 ←	7 ←	8 ←	8 ←	8 ←	8 ←	8 ←	8 ←	8 ←	7 ←	7 ←	7 ←	6 ←	6 ←	5 ←	3 ←	3 ←	2 ←	3 ←	3 ←	3 ←	3 ←	5 ←
Houston Pilots B - 11/12	6 ←	6 ←	7 ←	8 ←	8 ←	8 ←	8 ←	7 ←	7 ←	7 ←	6 ←	6 ←	6 ←	6 ←	5 ←	5 ←	3 ←	3 ←	2 ←	2 ←	3 ←	3 ←	3 ←	5 ←
Houston Pilots A - 1 & 2 Bravo	6 ←	6 ←	7 ←	8 ←	8 ←	8 ←	8 ←	8 ←	8 ←	8 ←	8 ←	8 ←	8 ←	7 ←	6 ←	6 ←	5 ←	3 ←	3 ←	3 ←	3 ←	3 ←	3 ←	5 ←

NOTE: This is automated data that may/may not agree with the official BAM thinking that's found on the daily slides. This data should be used as a guide only.

Houston Pilots: THU. 9/19/2024



Forecast Discussion

Precip: Favoring dry conditions for the rest of the day.

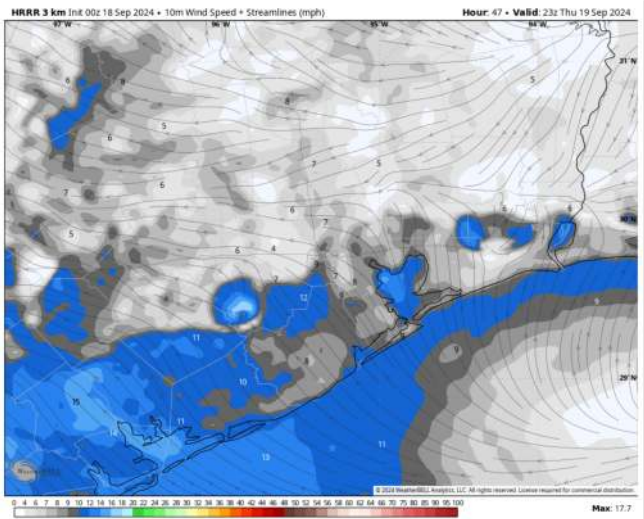
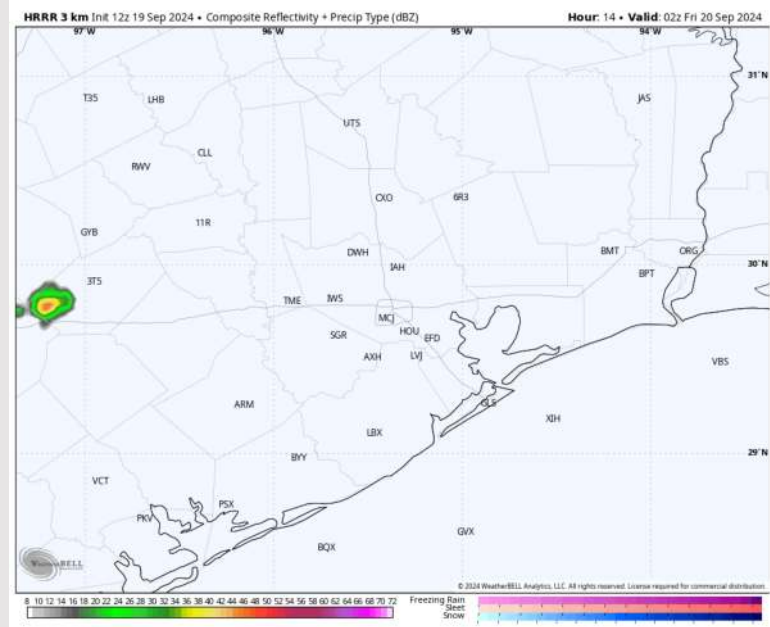
Wind: Winds will be variable in direction throughout the PM, becoming fully out of the SE by 5PM. **N of Morgan's Point:** Winds at 2 - 7 kts throughout the day.

S of Morgan's Point: Winds will be 5 - 10 kts throughout the day.

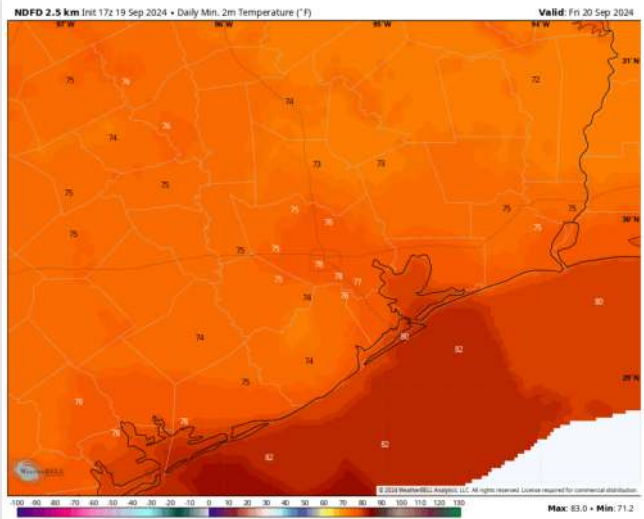
Low Temps: **N of Morgan's Point:** Upper 70s F. **S of Morgan's Point:** Low 80s F.

Visibility: Not anticipating any visibility concerns.

Precip Image: 9 PM CT



Wind Speed
6 PM CT



Low Temps
FRI AM

Houston Pilots: FRI. 9/20/2024



Forecast Discussion

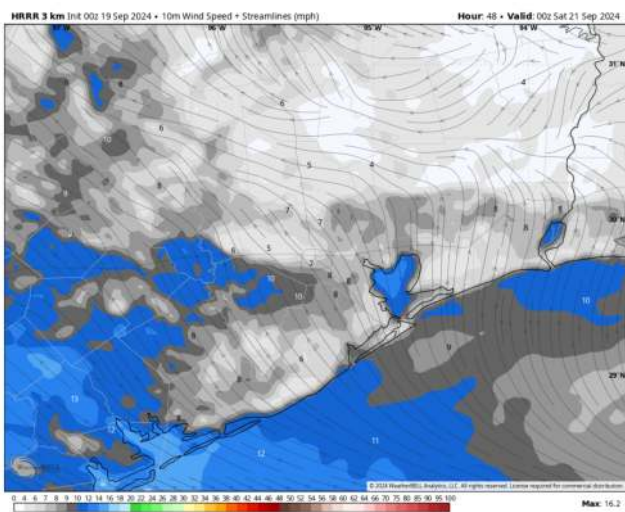
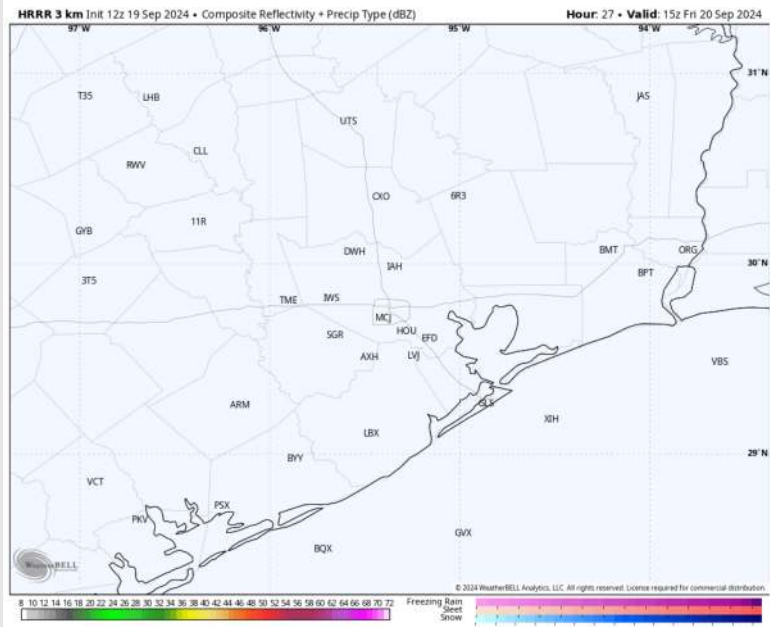
Precip: Dry conditions are favored for Friday.

Wind: Winds will be fairly calm and variable in direction through 4 PM, settling out of the S/SSE after that time. **N of Morgan's Point:** Winds will be at 2 - 7 kts throughout the day. **S of Morgan's Point:** Winds will be at 5 - 9 kts throughout the day.

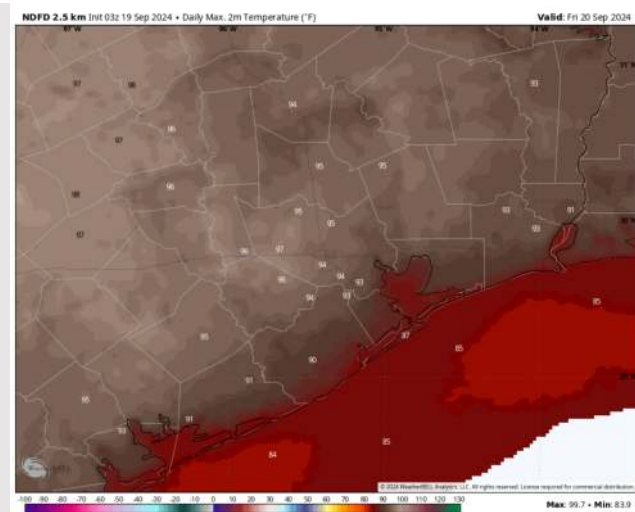
High Temps: **N of Morgan's Point:** Upper 80s F. **S of Morgan's Point:** Mid 80s F.

Visibility: No fog favored for Friday.

Precip Image: 10 AM CT



Wind Speed:
7 PM CT



High Temps
Friday

Houston Pilots: SAT. 9/21/2024



Forecast Discussion

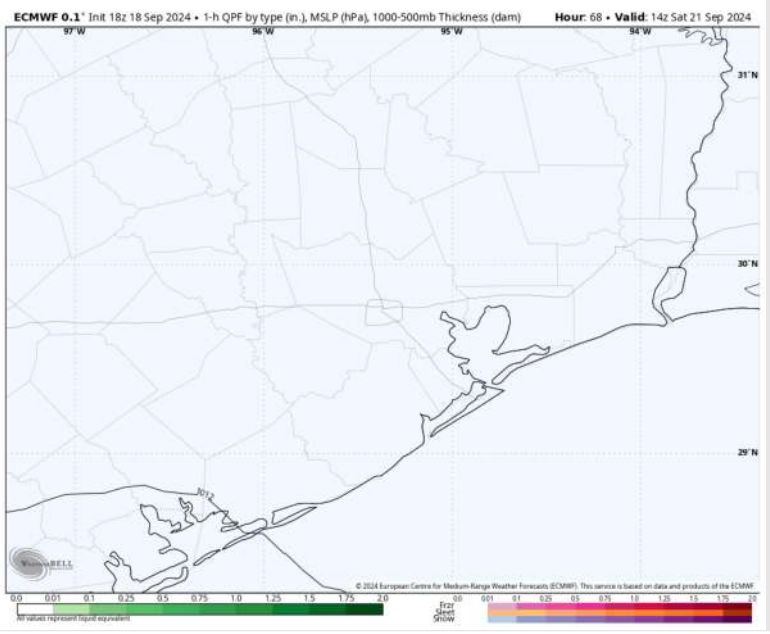
Precip: Favoring dry conditions for Saturday.

Wind: Winds will be generally variable through 12PM before shifting out of the SE. **N of Morgan's Point:** Winds will be sustained at 3 – 6 kts throughout the day. **S of Morgan's Point:** Winds will be sustained at 3 – 8 kts through 2PM before slightly increasing to 5 – 10kts for the remainder of the day on Saturday.

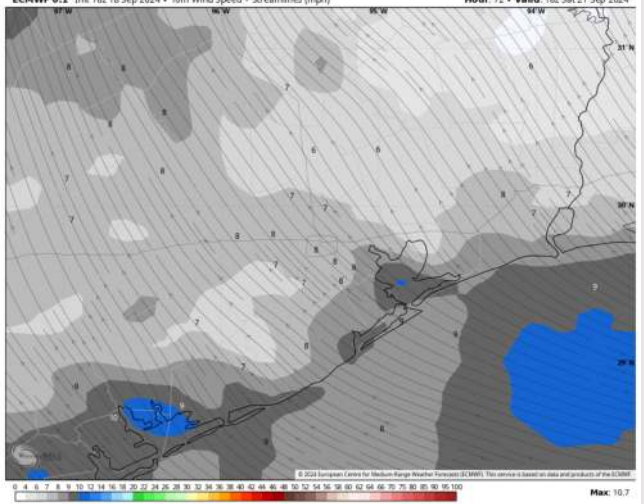
High Temps: **N of Morgan's Point:** Lower 90s F. **S of Morgan's Point:** Mid 80s F

Visibility: No fog favored for Saturday.

Precip Image: 9 AM CT

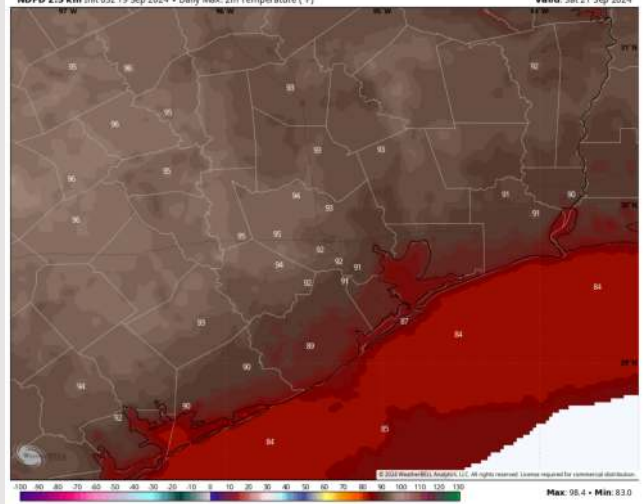


ECMWF 0.1' Init 18z 18 Sep 2024 • 10m Wind Speed + Streamlines (mph) Hour: 72 • Valid: 18z Sat 21 Sep 2024



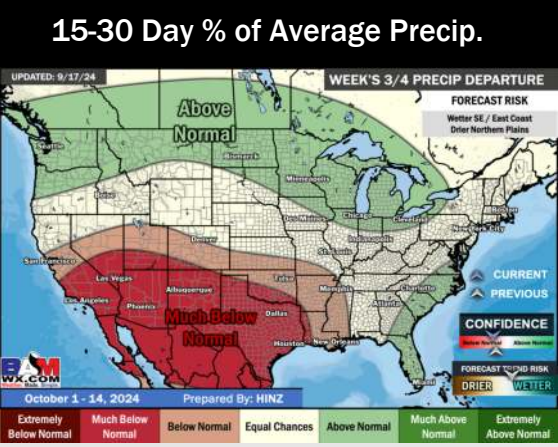
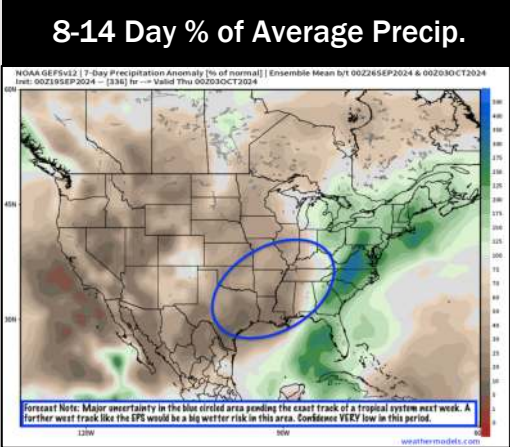
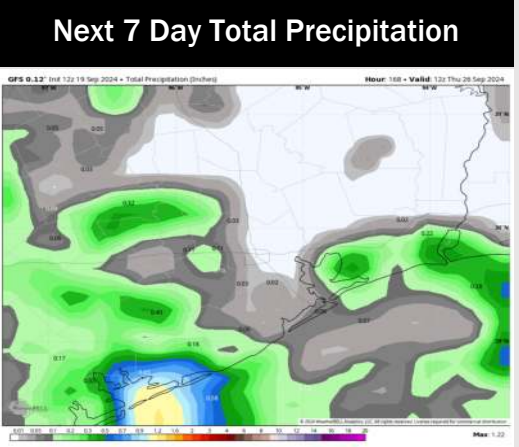
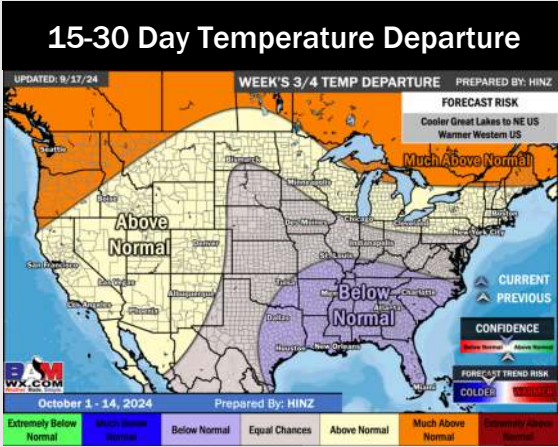
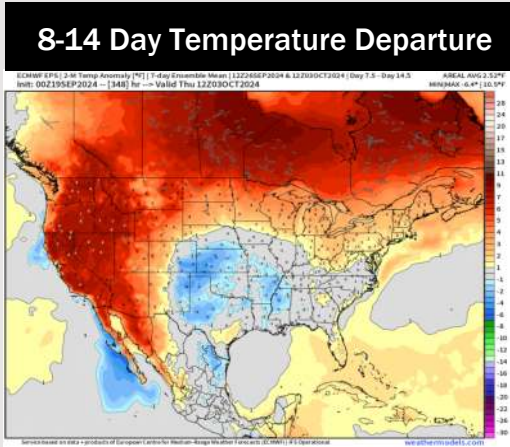
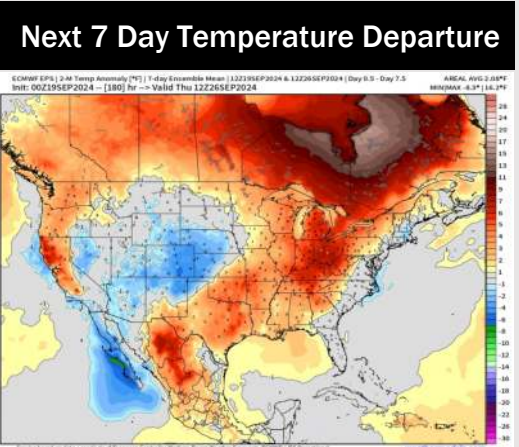
Wind Speed:
1 PM CT

NDFD 2.5 km Init 03z 19 Sep 2024 • Daily Max, 2m Temperature (°F) Valid: Sat 21 Sep 2024



High Temps
Saturday

Houston Pilots: 9/19/24



- Temps are expected to be above normal for the week 1 timeframe. Favoring mostly dry conditions for the week 1 timeframe with a few isolated showers possible moving into the weekend.
- Near normal temperatures are favored for week 2. Confidence is low on precip chances due to tropical storm chances.
- Below normal temperatures and much below normal precipitation chances are expected for the weeks ¾ timeframe.