

Houston Pilots Forecast Package



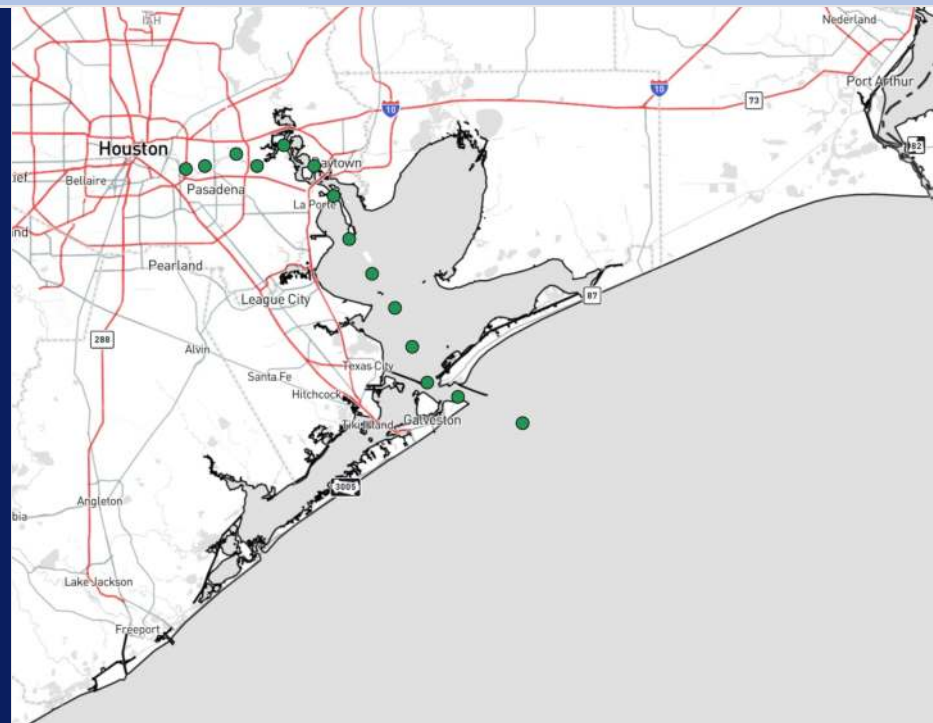
Updated: 11:15 PM CT

Wednesday, September 18, 2024

Forecaster: John Kemper

Weather Headlines

- Favoring dry conditions through the weekend.
- Sustained winds are not expected to exceed 10 kts.
- **Tropical development favored in Caribbean to start next week. See latest updates below for more.**



Current Radar: 11:00 PM CT



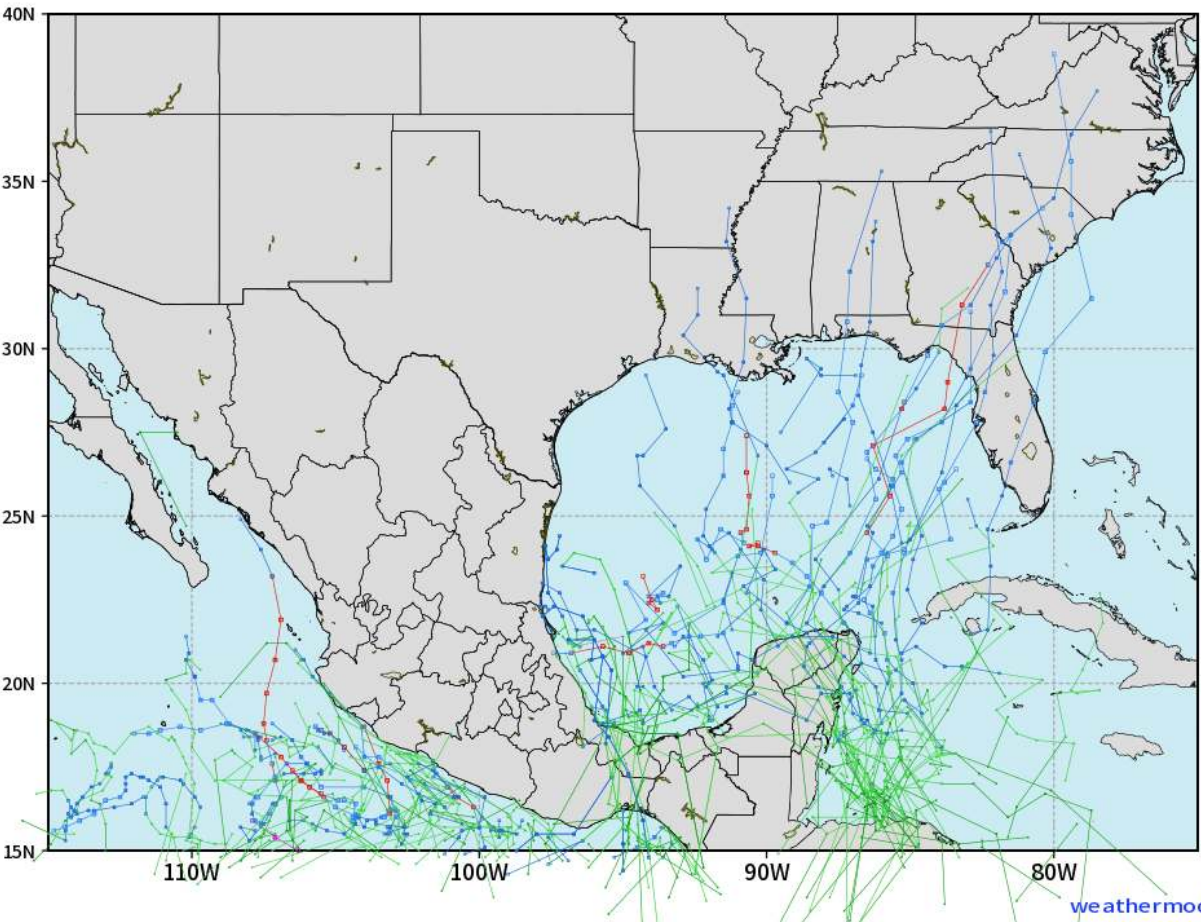
As always, please do not hesitate to reach out to us with any forecast questions via the chat option on Clarity or our on-call number, **(317)-560-8122** press **1** for forecast questions.

Houston Pilots Tropical Update

European Model Next 10 Days - Tropical Tracks

ECMWF GULF EPS Cyclone Locations --> Next [10-days]
INIT: 12Z18SEP2024 --> UNTIL 12Z28SEP2024

o-o ENSEMBLE MEAN
o-o 1000 - 1010 hPa
o-o 980 - 999 hPa
o-o 960 - 979 hPa
o-o 950 - 959 hPa
o-o < 950 hPa



Additional tropical development is favored in the Caribbean later this weekend into early next week. At this time, trends continue to suggest any tropical storm/hurricane that forms within the next 7-10 days should stay just east of SE Texas.

Confidence is low, with additional updates to follow.

Houston Pilots Tropical Update



Potential Tropical Formation

TROPICAL INSIGHT

9:40 PM ET Wednesday, September 18, 2024

Forecaster: Lowry



TIMING: September 24th – September 30th

FORECAST NOTES:

- ✓ An area (Purple) in the W Caribbean is marked for potential tropical development this weekend.
- ✓ Exact track remains uncertain however current progression is favored for E Gulf
- ✓ Areas in Orange should be ready / monitor potential into next week. Areas in Green likely at a heavy rainfall risk regardless of development.



Houston Pilots Visibility Chart (miles)



Forecast Confidence



Visibility	Thu 12 am	Thu 1 am	Thu 2 am	Thu 3 am	Thu 4 am	Thu 5 am	Thu 6 am	Thu 7 am	Thu 8 am	Thu 9 am	Thu 10 am	Thu 11 am	Thu 12 pm	Thu 1 pm	Thu 2 pm	Thu 3 pm	Thu 4 pm	Thu 5 pm	Thu 6 pm	Thu 7 pm	Thu 8 pm	Thu 9 pm	Thu 10 pm	Thu 11 pm
Houston Pilots N - 610 Bridge	10	10	10	10	9	7.9	6.9	6.9	6.9	5.9	10	10	10	10	10	10	10	10	10	10	10	10	10	10
Houston Pilots M - Kinder 1	10	10	10	10	9	7.9	6.9	6.9	6.9	5.9	10	10	10	10	10	10	10	10	10	10	10	10	10	10
Houston Pilots L - Greens Bayou	10	10	10	10	9	7.9	6.9	6.9	6.9	5.9	10	10	10	10	10	10	10	10	10	10	10	10	10	10
Houston Pilots K - Shell Crude	10	10	10	10	10	7.9	6.9	6.9	6.9	5.9	10	10	10	10	10	10	10	10	10	10	10	10	10	10
Houston Pilots J - Lynchburg Ferries	10	10	10	10	9	7.9	6.9	6.9	6.9	5.9	10	10	10	10	10	10	10	10	10	10	10	10	10	10
Houston Pilots I - Exxon 3	10	10	10	10	10	7.9	6.9	6.9	6.9	5.9	10	10	10	10	10	10	10	10	10	10	10	10	10	10
Houston Pilots H - Morgans Point	10	10	10	10	10	9	6.9	6.9	6.9	5.9	10	10	10	10	10	10	10	10	10	10	10	10	10	10
Houston Pilots G - 75/76	10	10	10	10	10	10	7.9	6.9	6.9	5.9	10	10	10	10	10	10	10	10	10	10	10	10	10	9
Houston Pilots F - 63/64	10	10	10	10	10	10	7.9	6.9	6.9	6.9	10	10	10	10	10	10	10	10	10	10	10	10	10	9
Houston Pilots E - 51/52	10	10	10	10	10	10	9	6.9	6.9	6.9	10	10	10	10	10	10	10	10	10	10	10	10	10	9
Houston Pilots D - 37/38	10	10	10	10	10	10	9	6.9	6.9	6.9	10	10	10	10	10	10	10	10	10	10	10	10	10	10
Houston Pilots C - 25/26	10	10	10	10	10	10	9	8	10	6.9	10	10	10	10	10	10	10	10	10	10	10	10	10	10
Houston Pilots B - 11/12	10	10	10	10	10	10	10	9	10	6.9	10	10	10	10	10	10	10	10	10	10	10	10	10	10
Houston Pilots A - 1 & 2 Bravo	10	10	10	10	10	10	10	10	10	6.9	10	10	10	10	10	10	10	10	10	10	10	10	10	10

NOTE: This is automated data that may/may not agree with the official BAM thinking that's found on the daily slides or special visibility report slides. This data should be used as a guide only

Houston Pilots Wind Chart



Forecast Confidence

Above Normal Below Normal

Sustained wind 10 Knots

Gusts 15 Knots

Wind from the SE

Example

10

15

↙

Wind	Thu 12 am	Thu 1 am	Thu 2 am	Thu 3 am	Thu 4 am	Thu 5 am	Thu 6 am	Thu 7 am	Thu 8 am	Thu 9 am	Thu 10 am	Thu 11 am	Thu 12 pm	Thu 1 pm	Thu 2 pm	Thu 3 pm	Thu 4 pm	Thu 5 pm	Thu 6 pm	Thu 7 pm	Thu 8 pm	Thu 9 pm	Thu 10 pm	Thu 11 pm
Houston Pilots N - 610 Bridge	5 10 ↑	5 10 ↑	5 9 ↑	3 8 ↑	3 7 ↑	3 7 ↑	2 5 ↑	1 5 ↘	1 5 ↘	1 5 ↘	1 5 ↘	1 5 ↘	2 5 ↑	3 7 ↘	3 7 ↘	3 8 ↘	5 10 ↘	6 12 ↘	6 13 ↘	7 14 ↘	7 14 ↘	6 12 ↘	6 10 ↘	5 9 ↘
Houston Pilots M - Kinder 1	5 10 ↑	5 10 ↑	5 9 ↑	3 8 ↑	3 7 ↑	3 6 ↑	2 5 ↑	1 5 ↘	1 5 ↘	1 3 ↘	1 5 ↘	1 5 ↘	2 5 ↑	3 7 ↘	3 7 ↘	5 9 ↘	6 10 ↘	6 12 ↘	6 13 ↘	7 13 ↘	7 14 ↘	6 12 ↘	6 10 ↘	5 9 ↘
Houston Pilots L - Greens Bayou	5 10 ↑	5 9 ↑	3 9 ↑	3 8 ↑	3 7 ↑	2 6 ↑	2 5 ↑	1 5 ↑	1 3 ↘	1 3 ↘	1 5 ↘	1 5 ↘	2 5 ↘	3 7 ↘	3 7 ↘	5 9 ↘	6 10 ↘	6 12 ↘	6 13 ↘	7 13 ↘	7 13 ↘	6 12 ↘	5 10 ↘	3 8 ↘
Houston Pilots K - Shell Crude	5 10 ↑	3 9 ↑	3 9 ↑	3 8 ↑	3 7 ↑	2 6 ↑	2 5 ↑	1 5 ↑	1 3 ↘	1 3 ↘	1 5 ↘	1 5 ↘	2 6 ↘	3 7 ↘	3 7 ↘	5 9 ↘	6 10 ↘	6 12 ↘	6 13 ↘	7 13 ↘	7 13 ↘	6 12 ↘	5 10 ↘	3 8 ↘
Houston Pilots J - Lynchburg Ferries	3 9 ↑	3 9 ↑	3 9 ↑	3 7 ↑	2 6 ↑	2 6 ↑	1 5 ↘	1 5 ↘	1 3 ↘	1 3 ↘	1 5 ↘	1 5 ↘	2 5 ↘	2 7 ↘	3 7 ↘	3 8 ↘	5 9 ↘	6 12 ↘	6 12 ↘	6 13 ↘	6 13 ↘	6 12 ↘	5 10 ↘	3 8 ↘
Houston Pilots I - Exxon 3	8 13 ↑	8 12 ↑	8 12 ↑	7 10 ↑	6 9 ↑	6 8 ↑	3 7 ↘	3 7 ↘	3 5 ↘	2 5 ↘	2 5 ↘	2 5 ↘	3 6 ↘	3 7 ↘	6 9 ↘	6 12 ↘	8 13 ↘	8 14 ↘	9 14 ↘	9 15 ↘	10 15 ↘	9 13 ↘	8 12 ↘	7 10 ↘
Houston Pilots H - Morgans Point	8 13 ↑	8 12 ↑	8 12 ↑	7 10 ↑	6 9 ↑	6 8 ↑	3 7 ↘	3 7 ↘	2 5 ↘	2 5 ↘	2 5 ↘	3 5 ↘	3 6 ↘	3 7 ↘	6 9 ↘	7 12 ↘	8 13 ↘	8 14 ↘	9 14 ↘	9 14 ↘	9 14 ↘	8 13 ↘	8 12 ↘	7 10 ↘
Houston Pilots G - 75/76	9 14 ↑	9 14 ↑	9 14 ↑	8 13 ↑	8 12 ↑	7 10 ↑	6 8 ↑	5 7 ↘	3 7 ↘	3 5 ↘	3 5 ↘	3 5 ↘	3 6 ↘	3 7 ↘	6 9 ↘	7 12 ↘	8 13 ↘	8 14 ↘	9 15 ↘	9 15 ↘	9 14 ↘	8 13 ↘	8 12 ↘	8 10 ↘
Houston Pilots F - 63/64	9 14 ↑	9 14 ↑	9 14 ↑	8 13 ↑	8 12 ↑	7 10 ↑	6 8 ↑	5 7 ↘	3 7 ↘	3 5 ↘	3 5 ↘	3 5 ↘	3 6 ↘	3 7 ↘	6 9 ↘	6 12 ↘	7 13 ↘	8 14 ↘	8 14 ↘	9 15 ↘	9 14 ↘	8 13 ↘	8 12 ↘	8 10 ↘
Houston Pilots E - 51/52	9 14 ↑	9 14 ↑	9 14 ↑	8 13 ↑	8 12 ↑	7 10 ↑	6 8 ↑	5 7 ↘	3 7 ↘	3 5 ↘	3 5 ↘	3 5 ↘	3 6 ↘	3 7 ↘	6 9 ↘	6 12 ↘	7 13 ↘	8 14 ↘	8 14 ↘	8 14 ↘	8 13 ↘	8 12 ↘	8 12 ↘	7 10 ↘
Houston Pilots D - 37/38	9 14 ↑	9 14 ↑	9 14 ↑	8 13 ↑	8 12 ↑	7 10 ↑	6 8 ↑	5 7 ↘	3 7 ↘	3 5 ↘	3 5 ↘	3 5 ↘	3 6 ↘	3 7 ↘	5 9 ↘	6 12 ↘	6 13 ↘	7 14 ↘	8 14 ↘	8 13 ↘	8 13 ↘	8 12 ↘	8 12 ↘	7 10 ↘
Houston Pilots C - 25/26	9 14 ↑	9 14 ↑	9 14 ↑	8 13 ↑	8 12 ↑	7 10 ↑	6 8 ↑	5 7 ↘	3 7 ↘	3 5 ↘	3 5 ↘	3 5 ↘	3 6 ↘	3 7 ↘	5 9 ↘	6 12 ↘	6 13 ↘	6 13 ↘	8 13 ↘	8 13 ↘	8 13 ↘	8 12 ↘	7 10 ↘	7 10 ↘
Houston Pilots B - 11/12	8 14 ↑	8 13 ↑	8 13 ↑	7 13 ↑	7 12 ↑	6 10 ↑	6 9 ↑	3 7 ↘	3 6 ↘	3 6 ↘	3 6 ↘	3 6 ↘	3 7 ↘	5 8 ↘	6 9 ↘	6 10 ↘	6 12 ↘	7 13 ↘	7 13 ↘	8 13 ↘	7 12 ↘	7 10 ↘	6 10 ↘	6 10 ↘
Houston Pilots A - 1 & 2 Bravo	9 15 ↑	10 15 ↑	9 15 ↑	9 14 ↑	8 13 ↑	8 12 ↑	7 10 ↑	6 8 ↑	5 7 ↘	3 6 ↘	3 6 ↘	3 6 ↘	3 7 ↘	5 8 ↘	6 9 ↘	6 10 ↘	6 12 ↘	7 13 ↘	7 13 ↘	8 13 ↘	8 12 ↘	8 12 ↘	8 12 ↘	7 10 ↘

NOTE: This is automated data that may/may not agree with the official BAM thinking that's found on the daily slides. This data should be used as a guide only.

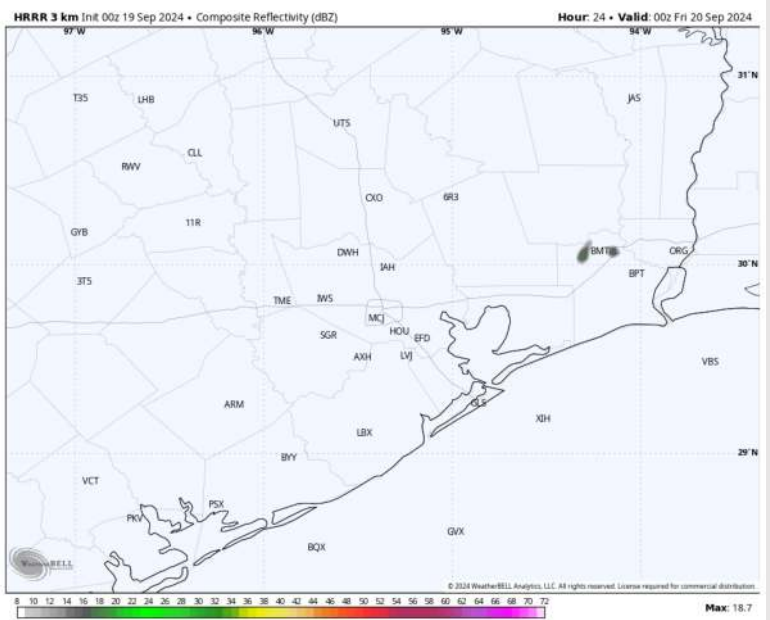
Houston Pilots: THU. 9/19/2024



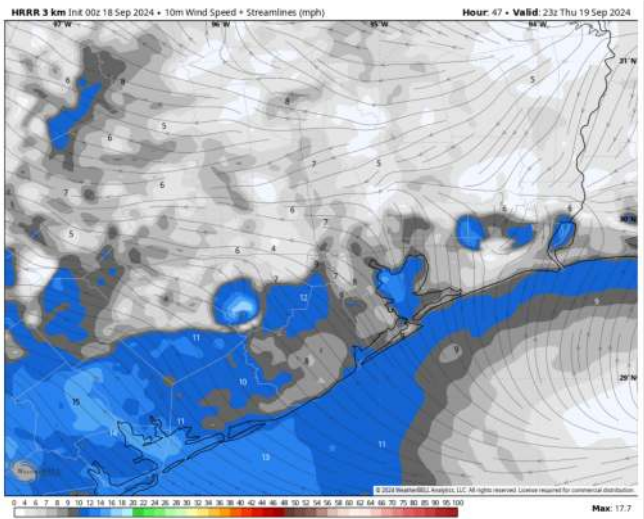
Forecast Discussion

- Precip:** Favoring dry conditions for all of today.
- Wind:** Winds will be variable in direction throughout the day, becoming fully out of the SE by 5PM. **N of Morgan's Point:** Winds at 2 - 7 kts throughout the day. **S of Morgan's Point:** Winds will be 5 - 10 kts throughout the day.
- High Temps:** **N of Morgan's Point:** Mid to Upper 80s F. **S of Morgan's Point:** Mid 80s F.
- Visibility:** Low end risk for patchy fog to form N of Houston however not anticipating any impacts to the stations.

Precip Image: 7 PM CT

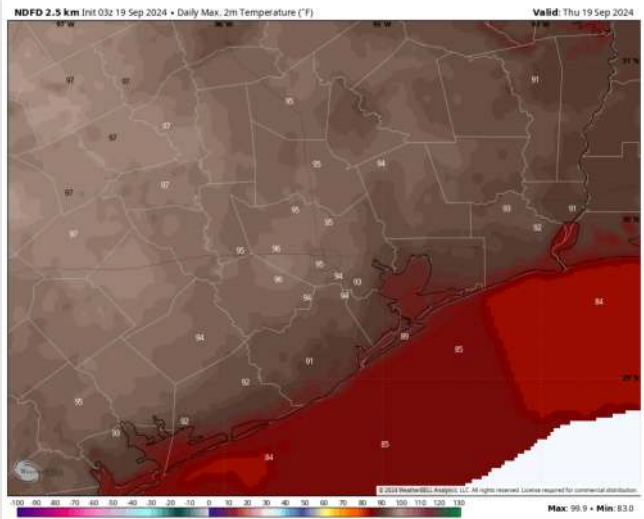


Wind Speed 6 PM CT



Wind Speed
6 PM CT

High Temps Today



High Temps
Today

Houston Pilots: FRI. 9/20/2024



Forecast Discussion

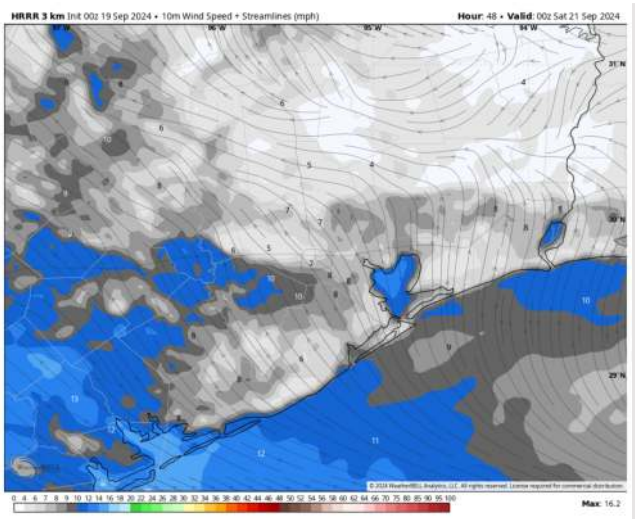
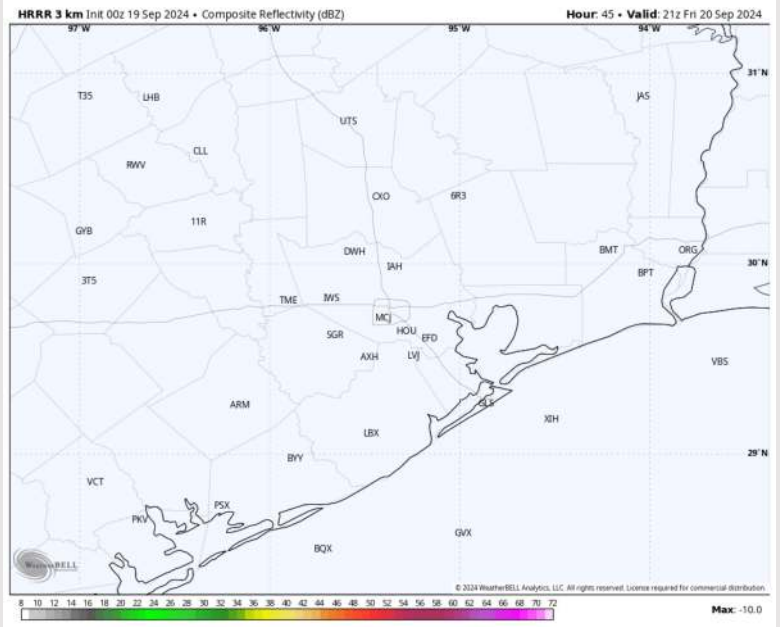
Precip: Dry conditions are favored for Friday.

Wind: Winds will be fairly calm and variable in direction through 4 PM, settling out of the S/SSE after that time. **N of Morgan's Point:** Winds will be at 2 - 7 kts throughout the day. **S of Morgan's Point:** Winds will be at 5 - 9 kts throughout the day.

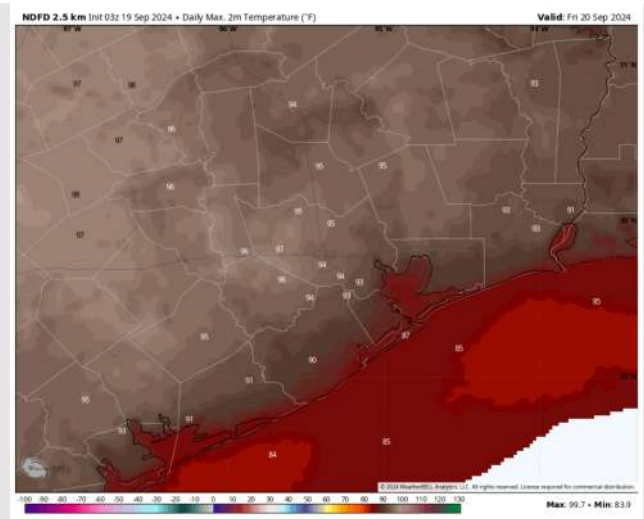
High Temps: **N of Morgan's Point:** Upper 80s F. **S of Morgan's Point:** Mid 80s F.

Visibility: No fog favored for Friday.

Precip Image: 4 PM CT



Wind Speed:
7 PM CT



High Temps
Friday

Houston Pilots: SAT. 9/21/2024



Forecast Discussion

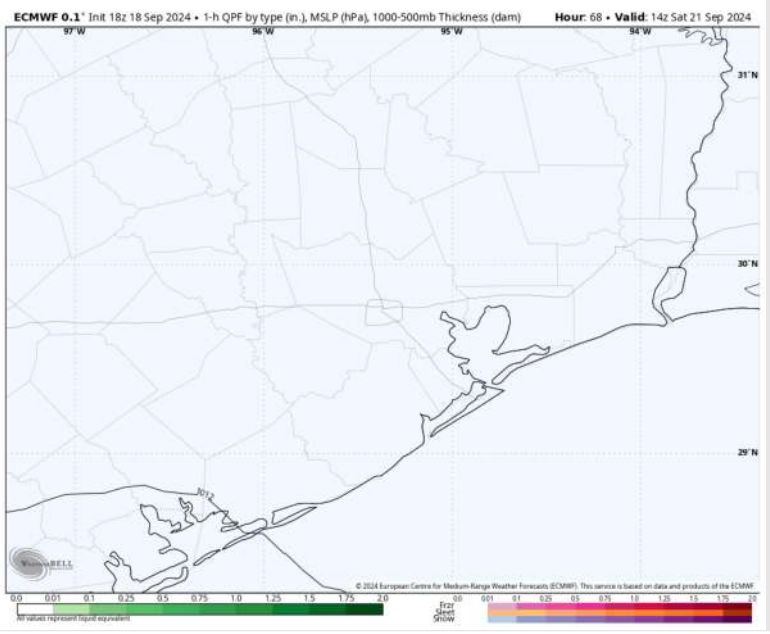
Precip: Favoring dry conditions for Saturday.

Wind: Winds will be generally variable through 12PM before shifting out of the SE. **N of Morgan's Point:** Winds will be sustained at 3 – 6 kts throughout the day. **S of Morgan's Point:** Winds will be sustained at 3 – 8 kts through 2PM before slightly increasing to 5 – 10kts for the remainder of the day on Saturday.

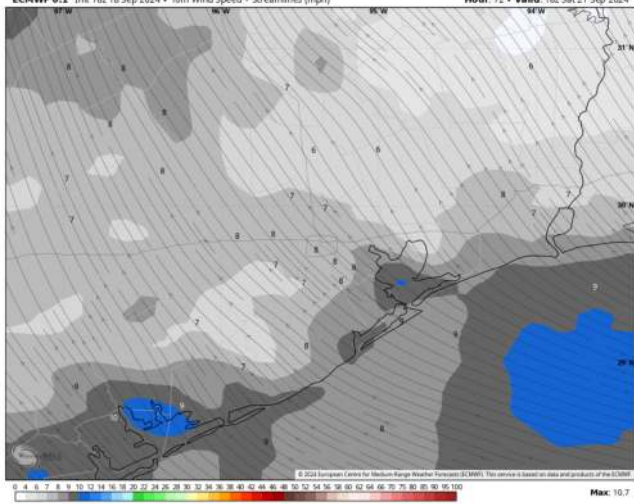
High Temps: **N of Morgan's Point:** Lower 90s F. **S of Morgan's Point:** Mid 80s F

Visibility: No fog favored for Saturday.

Precip Image: 9 AM CT

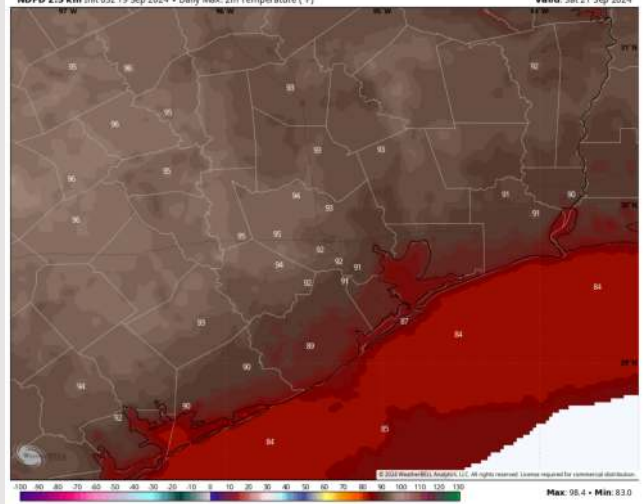


ECMWF 0.1' Init 18z 18 Sep 2024 • 10m Wind Speed + Streamlines (mph) Hour: 72 • Valid: 18z Sat 21 Sep 2024



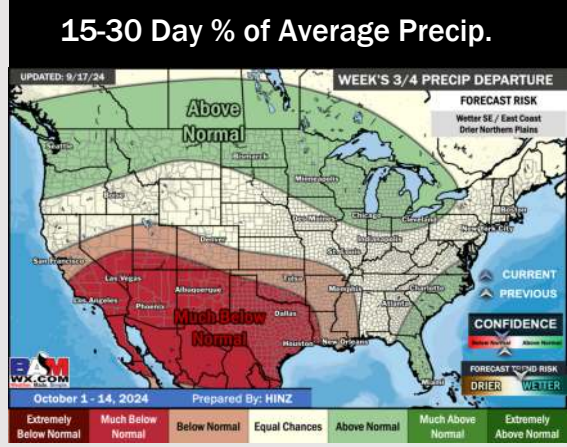
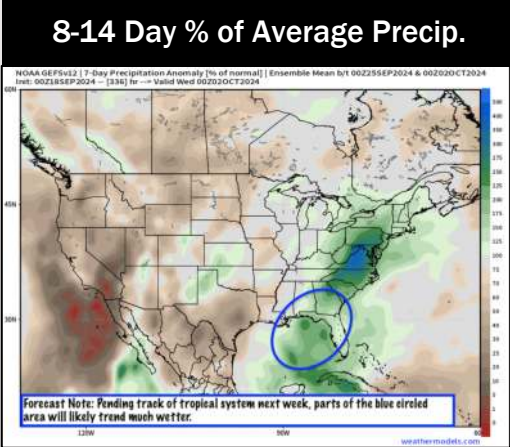
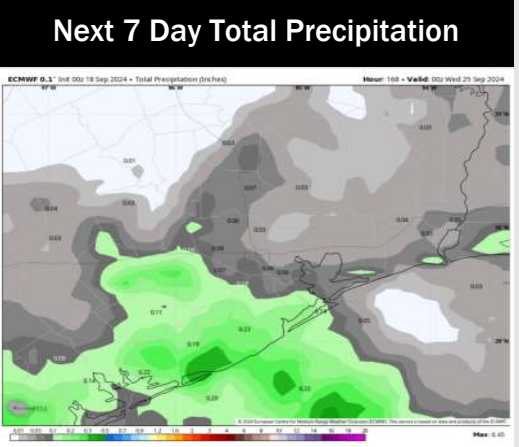
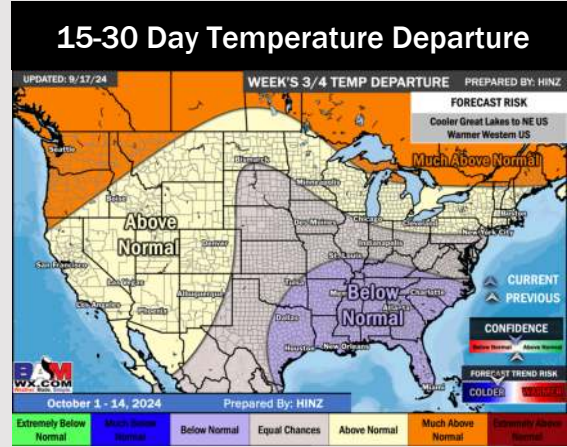
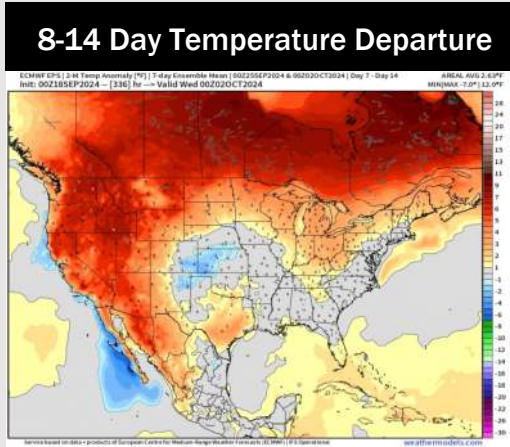
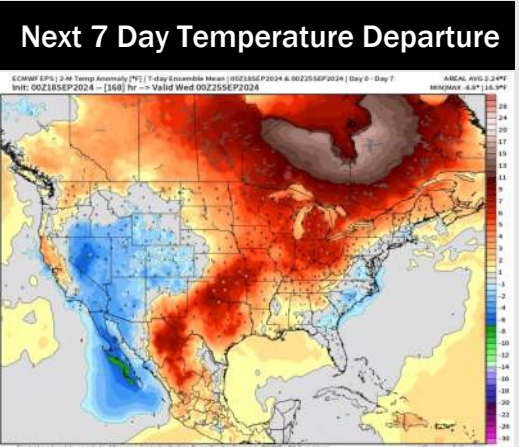
Wind Speed:
1 PM CT

NDFD 2.5 km Init 03z 19 Sep 2024 • Daily Max, 2m Temperature (°F) Valid: Sat 21 Sep 2024



High Temps
Saturday

Houston Pilots: 9/19/24



- Temps are expected to be above normal for the week 1 timeframe. Favoring mostly dry conditions for the week 1 timeframe with a few isolated showers possible moving into the weekend.
- Slightly above normal temperatures are favored for week 2 with below normal rain chances.
- Below normal temperatures and much below normal precipitation chances are expected for the weeks ¾ timeframe.