

Houston Pilots Forecast Package



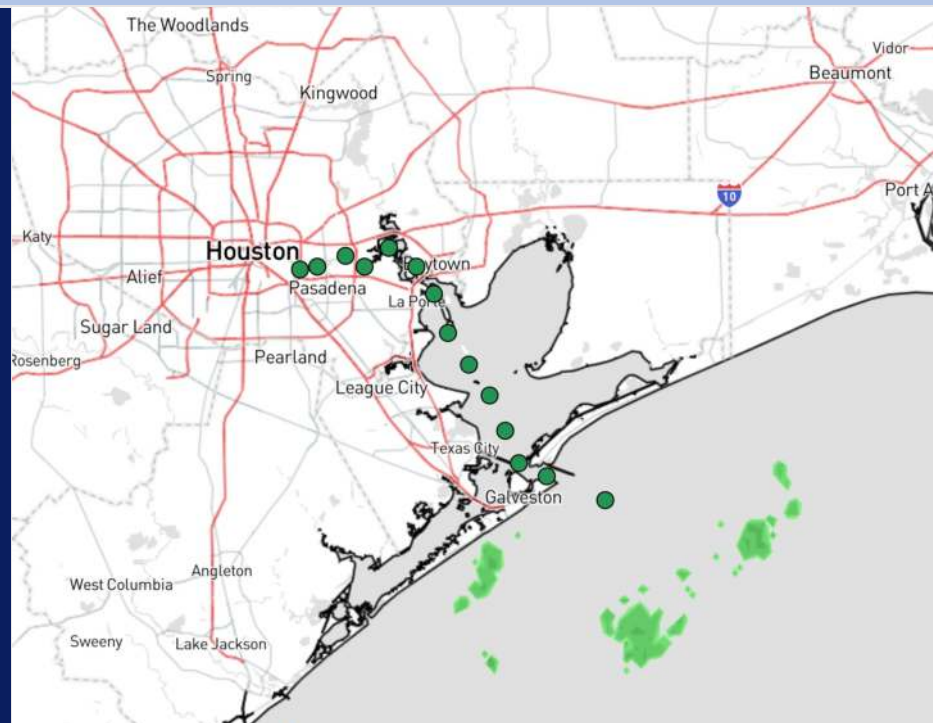
Updated: 9:00 PM CT

Saturday, September 14, 2024

Forecaster: Tyler Riggles

Weather Headlines

- Rainy/stormy conditions will be possible today for all Stations.
- Sustained winds will be generally calmer over the next few days, not expected to exceed 12 kts.
- **No concerns for fog at any stations over the next 72 hours.**



Current Radar: 9:00 PM CT



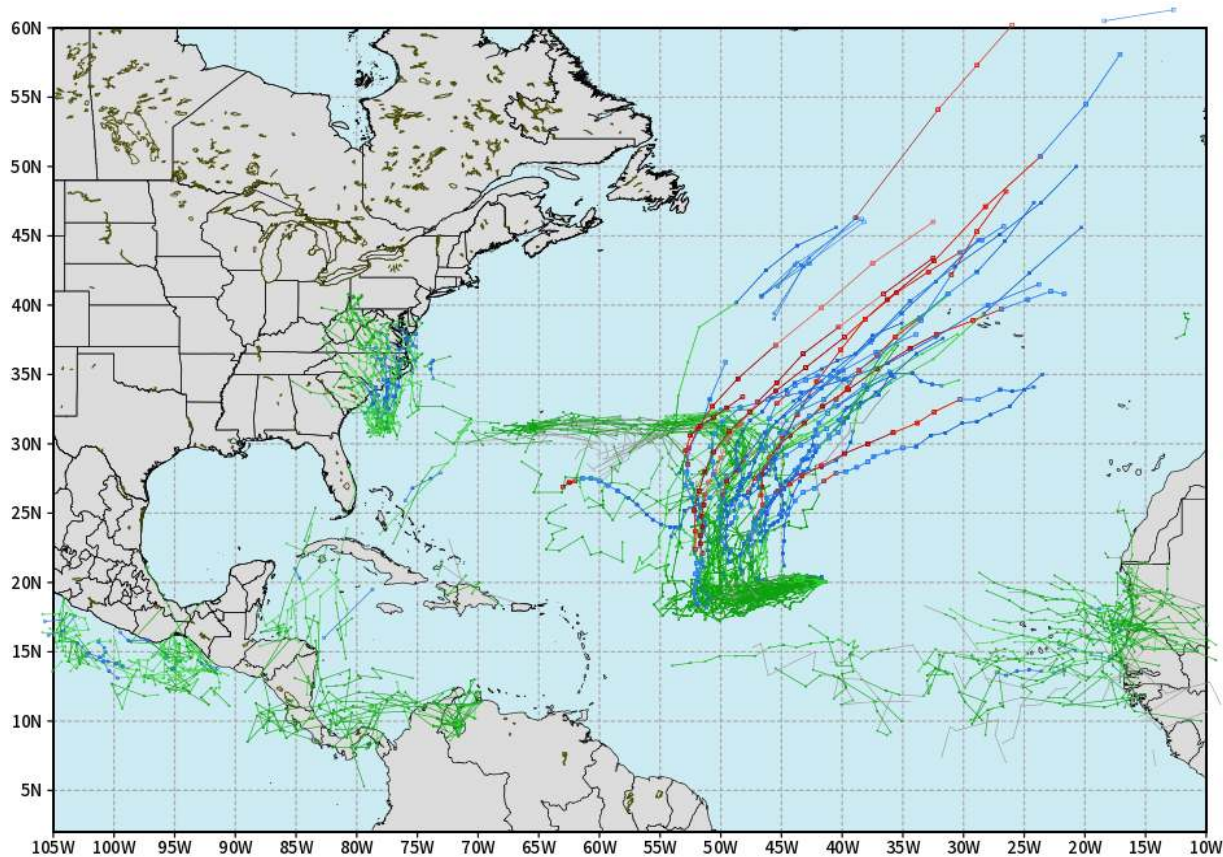
As always, please do not hesitate to reach out to us with any forecast questions via the chat option on Clarity or our on-call number, **(317)-560-8122** press **1** for forecast questions.

Houston Pilots Tropical Update

European Model Next 10 Days - Tropical Tracks

ECMWF ATLANTIC EPS Cyclone Locations --> Next [10-days]
INIT: 12Z14SEP2024 --> UNTIL 12Z24SEP2024

o-o ENSEMBLE MEAN
o-o 1000 - 1010 hPa
o-o 980 - 999 hPa
o-o 960 - 979 hPa
o-o 950 - 959 hPa
o-o < 950 hPa



weathermodels.com

Tropical development is possible in the Atlantic Ocean within the next 10 days. Currently, we are not favoring any impacts to HOU.

Houston Pilots Visibility Chart (miles)



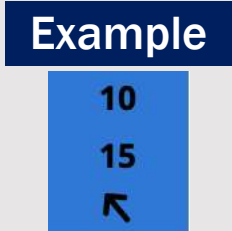
Forecast Confidence



Visibility	Sat 10 pm	Sat 11 pm	Sun 12 am	Sun 1 am	Sun 2 am	Sun 3 am	Sun 4 am	Sun 5 am	Sun 6 am	Sun 7 am	Sun 8 am	Sun 9 am	Sun 10 am	Sun 11 am	Sun 12 pm	Sun 1 pm	Sun 2 pm	Sun 3 pm	Sun 4 pm	Sun 5 pm	Sun 6 pm	Sun 7 pm	Sun 8 pm	Sun 9 pm
Houston Pilots N - 610 Bridge	10	10	10	10	10	10	10	10	10	9	7.9	6.9	10	10	10	10	10	10	10	10	10	10	10	10
Houston Pilots M - Kinder 1	10	10	10	10	10	10	10	10	10	9	7.9	6.9	10	10	10	10	10	10	10	10	10	10	10	10
Houston Pilots L - Greens Bayou	10	10	10	10	10	10	10	10	10	9	7.9	6.9	10	10	10	10	10	10	10	10	10	10	10	10
Houston Pilots K - Shell Crude	10	10	10	10	10	10	10	10	10	9	7.9	6.9	10	10	10	10	10	10	10	10	10	10	10	10
Houston Pilots J - Lynchburg Ferries	10	10	10	10	10	10	10	10	10	9	7.9	6.9	10	10	10	10	10	10	10	10	10	10	10	10
Houston Pilots I - Exxon 3	10	10	10	10	10	10	10	10	10	10	7.9	6.9	10	10	10	10	10	10	10	10	10	10	10	10
Houston Pilots H - Morgans Point	10	10	10	10	10	10	10	10	10	7.9	6.9	6.9	10	10	10	10	10	10	10	10	10	10	10	10
Houston Pilots G - 75/76	10	10	10	10	10	10	10	10	10	10	7.9	6.9	10	10	10	10	10	10	10	10	10	10	10	9
Houston Pilots F - 63/64	10	10	10	10	10	10	10	10	10	10	7.9	6.9	10	10	10	10	10	10	10	10	10	10	10	9
Houston Pilots E - 51/52	10	10	10	10	10	10	10	10	10	10	7.9	6.9	10	10	10	10	10	10	10	10	10	10	10	9
Houston Pilots D - 37/38	10	10	10	10	10	10	10	10	10	10	9	6.9	10	10	10	10	10	10	10	10	10	10	10	9
Houston Pilots C - 25/26	10	10	10	10	10	10	10	10	10	10	9	6.9	10	10	10	10	10	10	10	10	10	10	10	9
Houston Pilots B - 11/12	10	10	10	10	10	10	10	10	10	10	9	6.9	10	10	10	10	10	10	10	10	10	10	10	9
Houston Pilots A - 1 & 2 Bravo	10	10	10	10	10	10	10	10	10	10	10	6.9	10	10	10	10	10	10	10	10	10	10	10	9

NOTE: This is automated data that may/may not agree with the official BAM thinking that's found on the daily slides or special visibility report slides. This data should be used as a guide only

Houston Pilots Wind Chart



Wind	Sat 10 pm	Sat 11 pm	Sun 12 am	Sun 1 am	Sun 2 am	Sun 3 am	Sun 4 am	Sun 5 am	Sun 6 am	Sun 7 am	Sun 8 am	Sun 9 am	Sun 10 am	Sun 11 am	Sun 12 pm	Sun 1 pm	Sun 2 pm	Sun 3 pm	Sun 4 pm	Sun 5 pm	Sun 6 pm	Sun 7 pm	Sun 8 pm	Sun 9 pm
Houston Pilots N - 610 Bridge	6 10 ↑	6 10 ↑	5 10 ↑	5 10 ↑	5 9 ↑	3 8 ↑	3 8 ↑	3 7 →	3 7 →	2 7 ↓	2 6 ↓	2 6 ↓	2 6 ↓	2 6 ↓	2 6 ↓	3 7 →	3 7 →	3 7 →	3 8 →	3 9 ←	3 9 ↑	3 8 ↖	5 9 ↖	3 7 ↑
Houston Pilots M - Kinder 1	6 10 ↑	6 10 ↑	5 10 ↑	5 9 ↑	5 9 ↑	3 8 ↑	3 8 ↑	3 7 →	3 7 →	2 7 ↓	2 6 ↓	2 6 ↓	2 6 ↓	2 6 ↓	3 6 ↓	3 7 →	3 7 →	3 7 →	3 8 →	3 9 →	3 8 ↑	3 8 ↖	3 9 ↖	3 7 ↑
Houston Pilots L - Greens Bayou	6 10 ↑	5 10 ↑	5 9 ↑	3 9 ↑	3 9 ↑	3 8 ↑	3 7 ↑	3 7 →	2 7 ↓	2 6 ↓	2 6 ↓	2 5 ↓	2 6 ↓	2 6 ↓	2 6 ↓	3 7 →	3 7 →	3 7 →	3 8 →	3 9 ↑	3 9 ↑	3 8 ↖	3 9 ↖	3 7 ↑
Houston Pilots K - Shell Crude	6 10 ↑	5 10 ↑	5 9 ↑	3 9 ↑	3 9 ↑	3 8 ↑	3 7 ↑	3 7 →	2 7 ↓	2 6 ↓	2 5 ↓	2 5 ↓	2 5 ↓	2 6 ↓	2 6 ↓	3 7 →	3 7 →	3 7 →	3 8 →	3 9 ↑	3 9 ↑	3 8 ↖	3 8 ↖	3 7 ↑
Houston Pilots J - Lynchburg Ferries	5 10 ↑	5 10 ↑	3 9 ↑	3 9 ↑	3 8 ↑	3 7 ↑	3 7 ↑	2 7 →	2 6 ↓	1 6 ↓	1 5 ↓	1 5 ↓	1 5 ↓	2 6 ↓	2 6 ↓	2 7 →	2 7 →	3 7 →	3 8 →	3 9 ↑	3 8 ↑	3 8 ↖	3 9 ↖	3 7 ↑
Houston Pilots I - Exxon 3	9 13 ↑	8 13 ↑	8 12 ↑	8 12 ↑	8 10 ↑	7 10 ↑	6 9 ↑	6 8 →	6 7 →	5 7 ↓	3 7 ↓	3 7 ↓	3 7 ↓	3 7 ↓	3 7 ↓	3 7 ↓	3 8 →	5 9 ↑	6 9 ↑	6 10 ↑	6 10 ↑	6 9 ↖	6 9 ↖	6 8 ↑
Houston Pilots H - Morgans Point	8 13 ↑	8 13 ↑	8 12 ↑	8 12 ↑	8 10 ↑	7 10 ↑	6 9 ↑	6 9 →	6 8 →	5 7 ↓	3 7 ↓	3 7 ↓	3 7 ↓	3 7 ↓	3 7 ↓	3 7 ↓	3 8 →	5 9 ↑	6 9 ↑	6 9 ↑	6 10 ↑	6 10 ↑	6 9 ↖	6 8 ↑
Houston Pilots G - 75/76	10 14 ↑	9 14 ↑	9 13 ↑	8 13 ↑	8 13 ↑	8 12 ↑	8 10 ↑	7 10 →	6 9 →	6 8 ↓	6 8 ↓	5 8 ↓	5 8 ↓	3 7 ↓	3 7 ↓	3 7 ↓	3 8 →	5 9 ↑	5 9 ↑	6 10 ↑	6 12 ↑	7 10 ↑	7 10 ↑	7 9 ↑
Houston Pilots F - 63/64	9 14 ↑	9 14 ↑	9 13 ↑	8 13 ↑	8 13 ↑	8 12 ↑	8 10 ↑	7 10 →	6 9 →	6 8 ↓	6 8 ↓	5 8 ↓	5 8 ↓	3 7 ↓	3 7 ↓	3 7 ↓	3 8 →	5 9 ↑	6 9 ↑	6 9 ↑	6 12 ↑	7 10 ↑	7 10 ↑	7 9 ↑
Houston Pilots E - 51/52	9 14 ↑	9 14 ↑	8 13 ↑	8 13 ↑	8 13 ↑	8 12 ↑	8 10 ↑	7 10 →	6 9 →	6 8 ↓	6 8 ↓	5 8 ↓	5 8 ↓	3 7 ↓	3 7 ↓	3 7 ↓	3 8 →	5 9 ↑	6 9 ↑	6 9 ↑	6 12 ↑	7 10 ↑	7 10 ↑	7 9 ↑
Houston Pilots D - 37/38	9 14 ↑	9 14 ↑	8 13 ↑	8 13 ↑	8 13 ↑	8 12 ↑	8 10 ↑	7 10 →	6 9 →	6 8 ↓	6 8 ↓	5 8 ↓	5 8 ↓	3 7 ↓	3 7 ↓	3 7 ↓	3 8 →	5 9 ↑	6 9 ↑	6 9 ↑	6 10 ↑	7 10 ↑	7 10 ↑	7 9 ↑
Houston Pilots C - 25/26	8 13 ↑	8 13 ↑	8 13 ↑	8 13 ↑	8 13 ↑	8 12 ↑	8 10 ↑	7 10 →	6 9 →	6 8 ↓	6 8 ↓	5 8 ↓	5 8 ↓	3 7 ↓	3 7 ↓	3 7 ↓	3 8 →	5 9 ↑	6 9 ↑	6 9 ↑	6 10 ↑	6 10 ↑	6 10 ↑	6 9 ↑
Houston Pilots B - 11/12	8 13 ↑	7 13 ↑	7 13 ↑	7 13 ↑	7 13 ↑	7 12 ↑	6 12 ↑	6 12 ↑	6 10 →	6 9 →	6 9 ↓	5 9 ↓	5 8 ↓	3 7 ↓	3 7 ↓	3 7 ↓	3 8 →	5 9 ↑	6 9 ↑	6 9 ↑	6 10 ↑	6 10 ↑	6 10 ↑	6 9 ↑
Houston Pilots A - 1 & 2 Bravo	8 14 ↑	8 14 ↑	8 14 ↑	9 14 ↑	9 14 ↑	8 14 ↑	8 13 ↑	8 13 ↑	8 12 ↑	8 12 ↑	7 10 →	6 9 ↓	6 9 ↓	6 8 ↓	6 8 ↓	5 7 ↓	3 8 →	5 9 ↑	6 9 ↑	6 9 ↑	6 10 ↑	6 10 ↑	6 10 ↑	6 9 ↑

NOTE: This is automated data that may/may not agree with the official BAM thinking that's found on the daily slides. This data should be used as a guide only.

Houston Pilots: SUN. 9/15/2024



Forecast Discussion

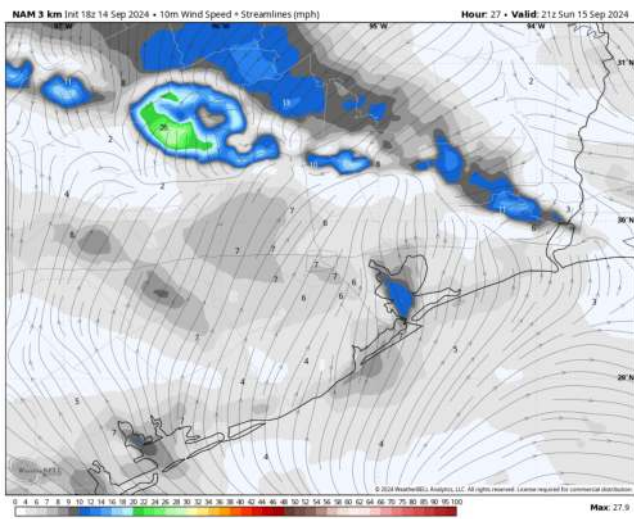
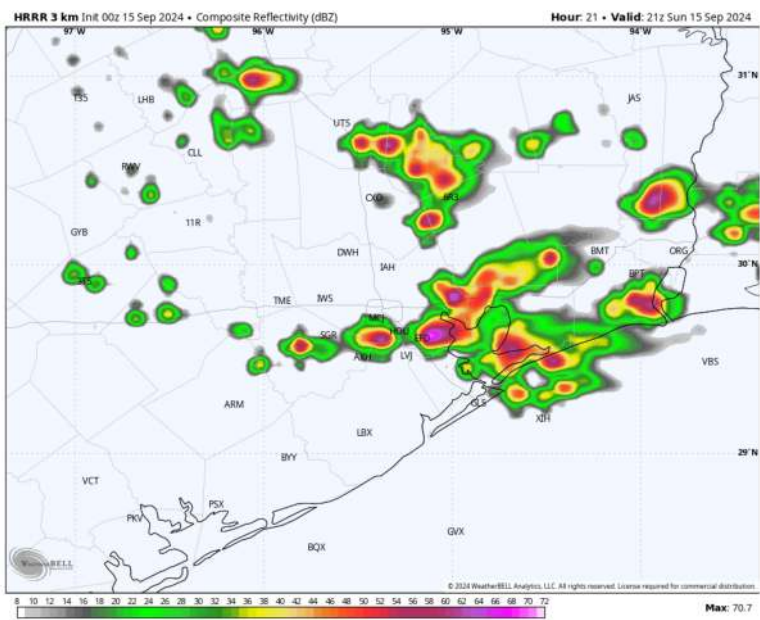
Precip: Favoring dry conditions through the morning with scattered showers and storms working through starting at 3PM and lasting through 11PM. Risks will be for strong wind gusts of 25-30 kts and lightning.

Wind: Winds will be variable throughout the day today. **N of Morgan's Point:** Winds will be sustained at 3-9 kts throughout the day. **S of Morgan's Point:** Winds will be sustained at 5-12 kts throughout the day.

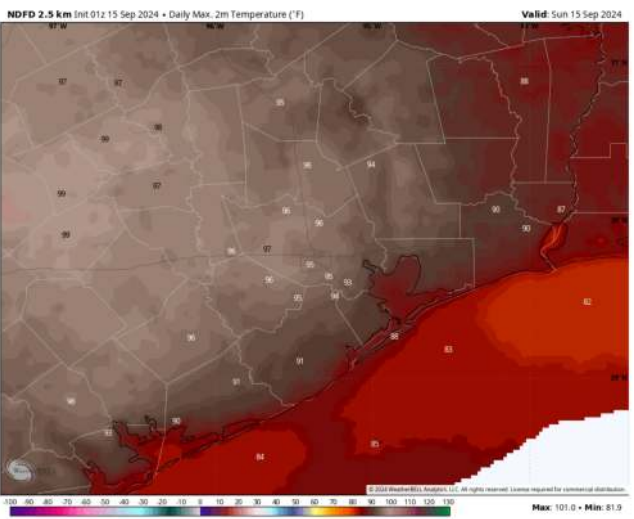
High Temps: **N of Morgan's Point:** Low 90s F. **S of Morgan's Point:** Upper 80s F

Visibility: No fog concerns expected for today. Though a heavy shower or storm can briefly reduce visibility.

Precip Image: 4 PM CT



Wind Speed:
4 PM CT



High Temps
Today

Houston Pilots: MON. 9/16/2024



Forecast Discussion

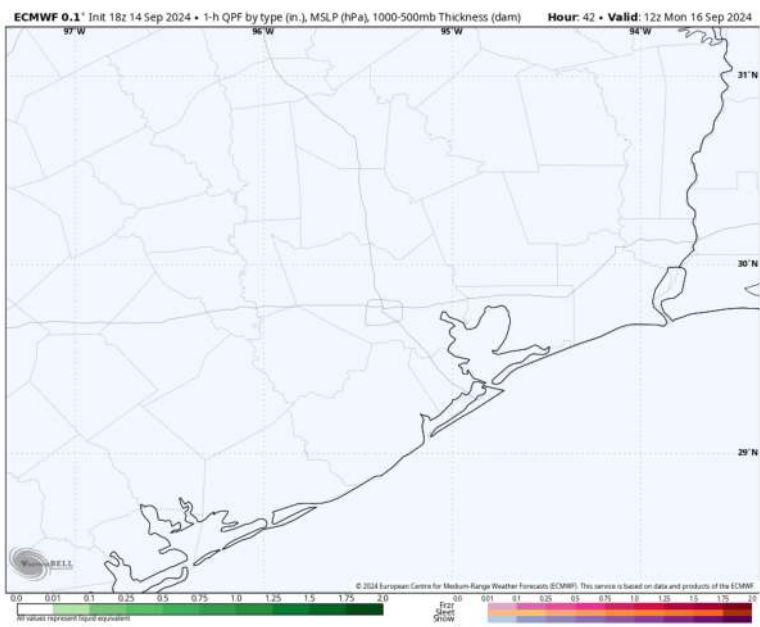
Precip: Favoring dry conditions throughout the day Monday.

Wind: Winds will be variable in direction throughout the day on Monday. **N of Morgan's Point:** Winds at 2-7 kts throughout the day. **S of Morgan's Point:** Winds will be 3-9 kts throughout the day.

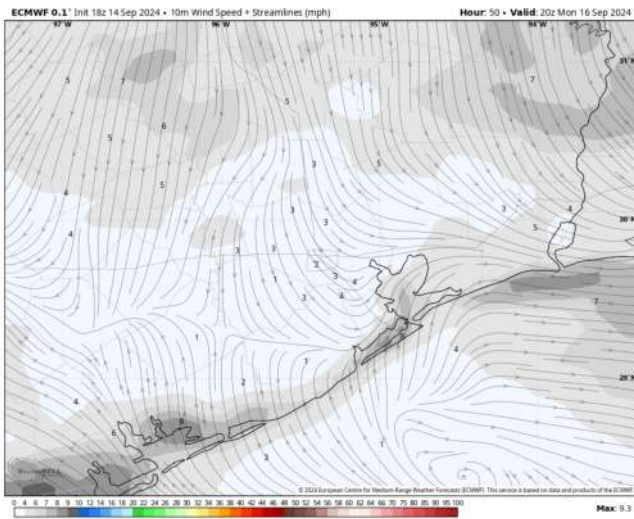
High Temps: **N of Morgan's Point:** Low 90s F. **S of Morgan's Point:** Mid 80s F.

Visibility: No fog concerns expected for Monday.

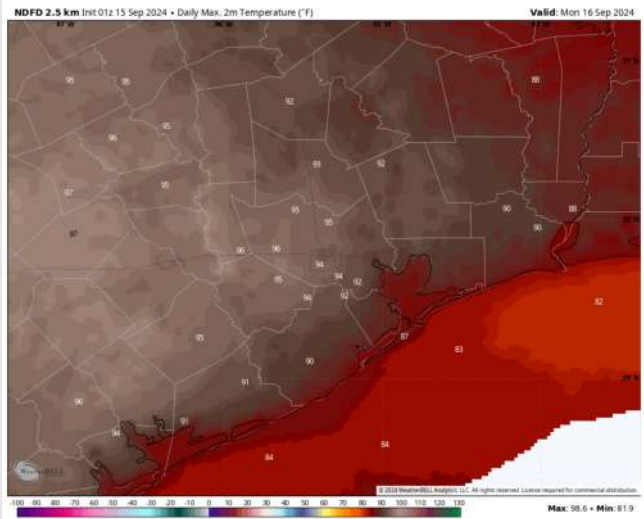
Precip Image: 7 AM CT



Wind Speed
3 PM CT



High Temps
Monday



Houston Pilots: TUE. 9/17/2024



Forecast Discussion

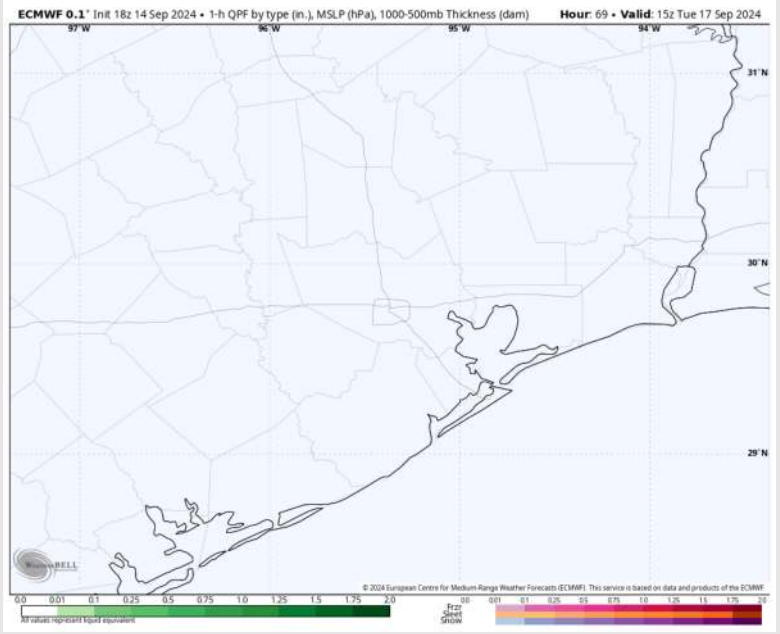
Precip: Favoring dry conditions for Tuesday.

Wind: Winds will be variable in direction through 3 PM, settling out of the S/SE after that time. **N of Morgan's Point:** Winds will be at 2-7 kts throughout the day Tuesday. **S of Morgan's Point:** Winds will be at 4-9 kts through Tuesday.

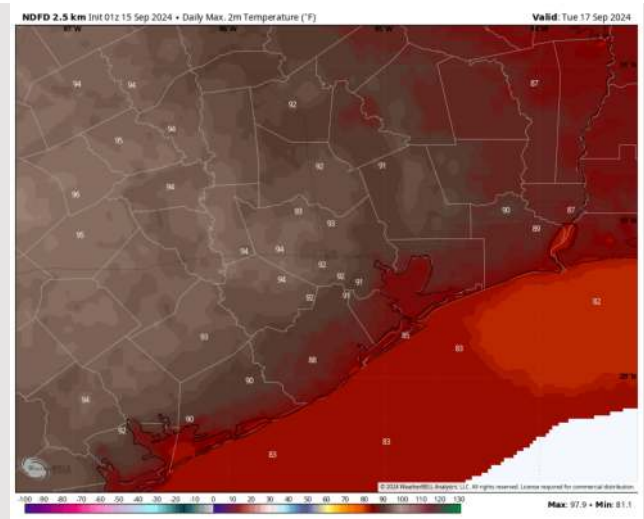
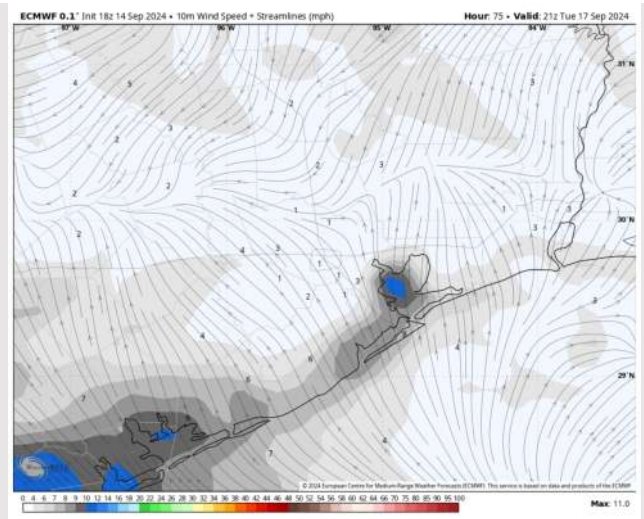
High Temps: **N of Morgan's Point:** Low 90s F. **S of Morgan's Point:** Mid 80s F.

Visibility: No fog concerns expected for Tuesday.

Precip Image: 10 AM CT



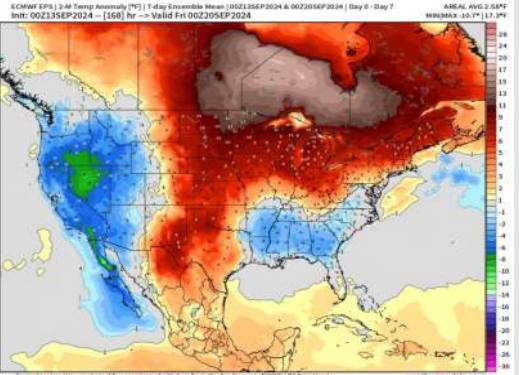
Wind Speed:
4 PM CT



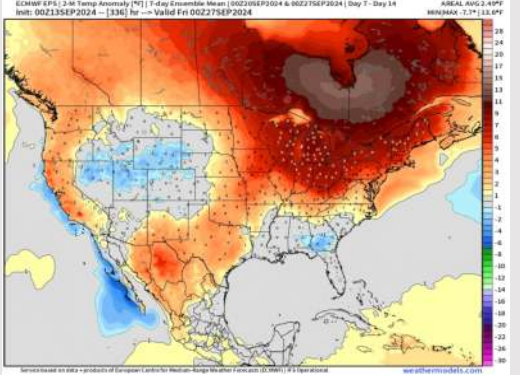
High Temps
Tuesday

Houston Pilots: 9/15/24

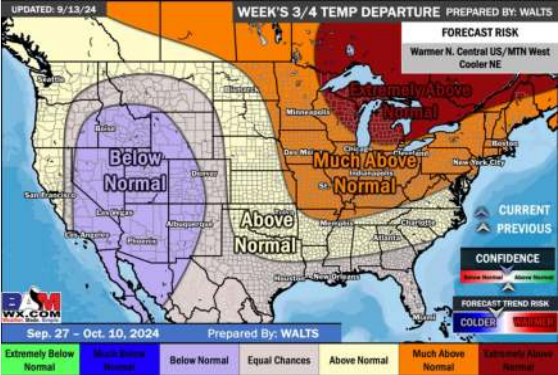
Next 7 Day Temperature Departure



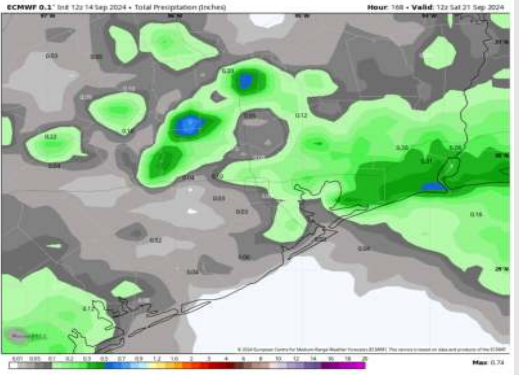
8-14 Day Temperature Departure



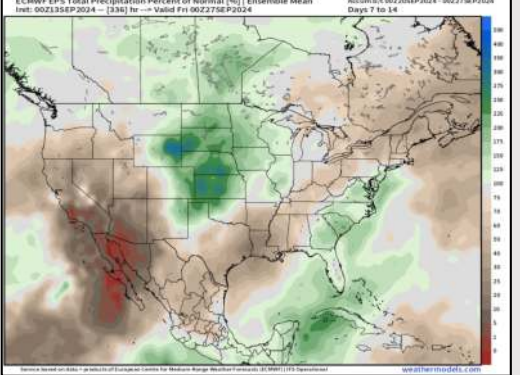
15-30 Day Temperature Departure



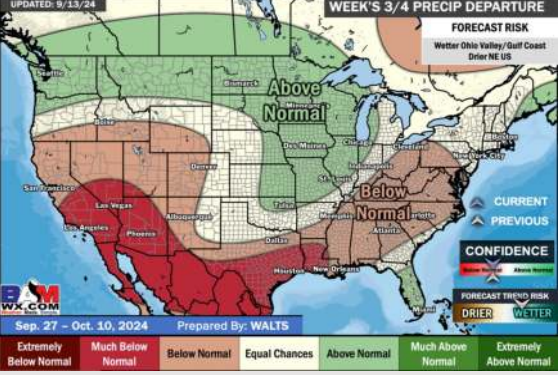
Next 7 Day Total Precipitation



8-14 Day % of Average Precip.



15-30 Day % of Average Precip.



- Temps are expected to be near normal for the week 1 timeframe. Favoring mostly dry conditions for the week 1 timeframe with a few isolated showers towards the middle/end of next week.
- Slightly above normal temperatures are favored for week 2 with below normal rain chances.
- Near normal temperatures and much below normal precipitation chances are expected for the weeks 3/4 timeframe.