

Houston Pilots Forecast Package



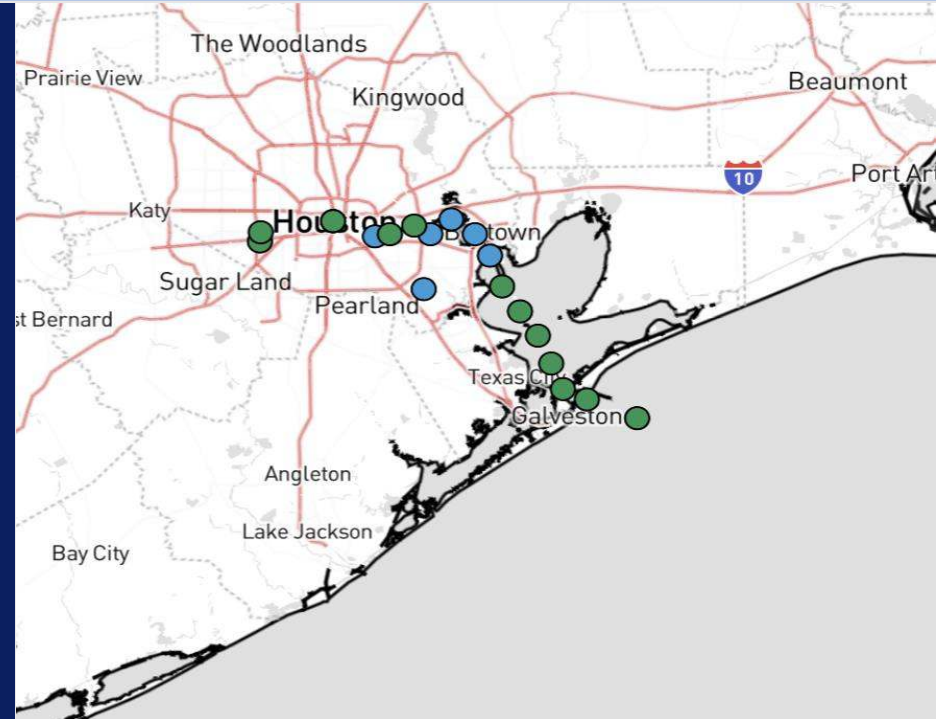
Updated: 1:10 PM CT

Saturday, September 14, 2024

Forecaster: Adam Feick

Weather Headlines

- Rainy/stormy conditions will be possible Sunday for all Stations.
- Sustained winds will be generally calmer over the next few days, not expected to exceed 12 kts.
- **No concerns for fog at any of the stations.**



Current Radar: 12:35 PM CT



As always, please do not hesitate to reach out to us with any forecast questions via the chat option on Clarity or our on-call number, **(317)-560-8122** press 1 for forecast questions.

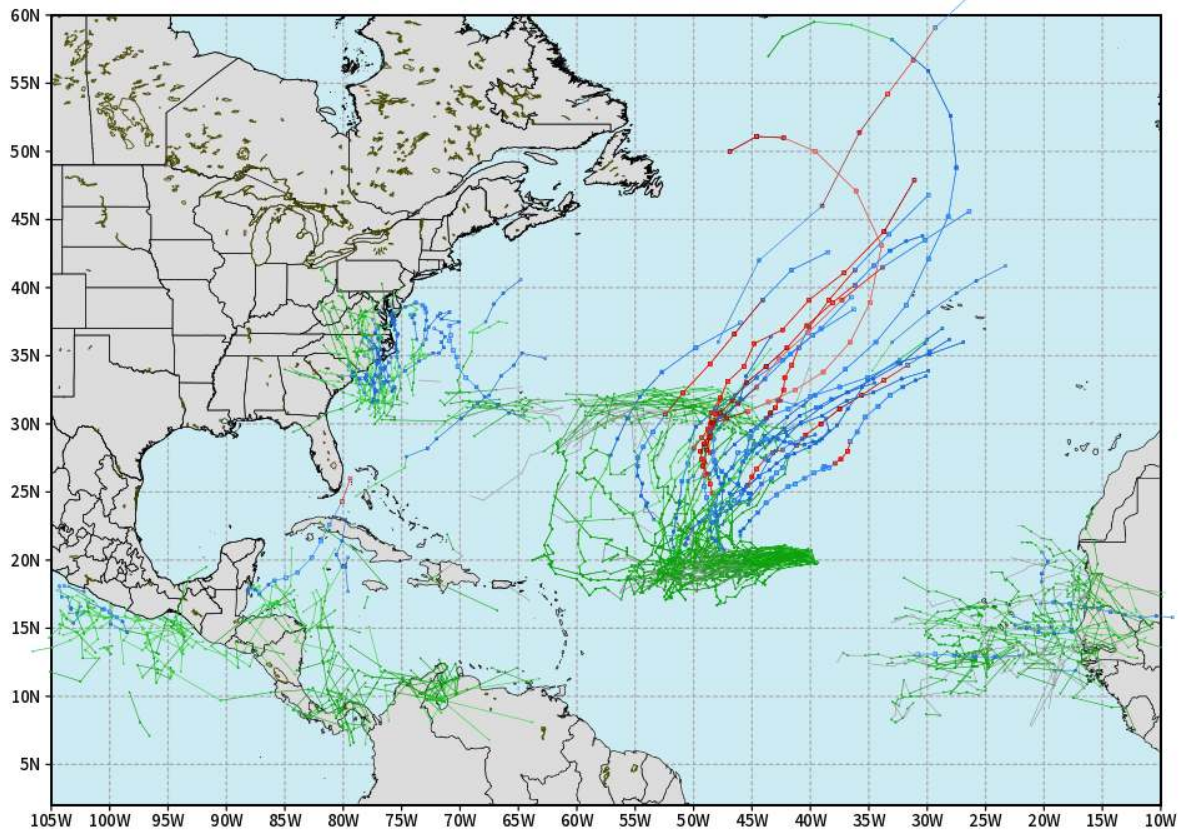
Houston Pilots Tropical Update



European Model Next 10 Days - Tropical Tracks

ECMWF ATLANTIC EPS Cyclone Locations --> Next [10-days]
INIT: 00Z14SEP2024 --> UNTIL 00Z24SEP2024

o-o ENSEMBLE MEAN
o-o 1000 - 1010 hPa
o-o 980 - 999 hPa
o-o 960 - 979 hPa
o-o 950 - 959 hPa
o-o < 950 hPa



weathermodels.com

Industry Energy according to our TOS (if5580f5Z0020J605)

Tropical development is possible in the Atlantic Ocean within the next 10 days. Currently, we are not favoring any impacts to HOU.

Houston Pilots Visibility Chart (miles)



Forecast Confidence



Visibility	Sat 2 pm	Sat 3 pm	Sat 4 pm	Sat 5 pm	Sat 6 pm	Sat 7 pm	Sat 8 pm	Sat 9 pm	Sat 10 pm	Sat 11 pm	Sun 12 am	Sun 1 am	Sun 2 am	Sun 3 am	Sun 4 am	Sun 5 am	Sun 6 am	Sun 7 am	Sun 8 am	Sun 9 am	Sun 10 am	Sun 11 am	Sun 12 pm	Sun 1 pm
Houston Pilots N - 610 Bridge	10	10	10	10	10	10	10	10	10	10	10	10	9	9	10	10	10	10	9	6.9	10	10	10	10
Houston Pilots M - Kinder 1	10	10	10	10	10	10	10	10	10	10	10	10	10	9	10	10	10	10	9	6.9	10	10	10	10
Houston Pilots L - Greens Bayou	10	10	10	10	10	10	10	10	10	10	10	10	10	10	10	10	10	10	9	6.9	10	10	10	10
Houston Pilots K - Shell Crude	10	10	10	10	10	10	10	10	10	10	10	10	10	10	10	10	10	10	9	6.9	10	10	10	10
Houston Pilots J - Lynchburg Ferries	10	10	10	10	10	10	10	10	10	10	10	10	10	10	10	10	10	10	6.9	6.9	10	10	10	10
Houston Pilots I - Exxon 3	10	10	10	10	10	10	10	10	10	10	10	10	10	10	10	10	10	10	6.9	6.9	10	10	10	10
Houston Pilots H - Morgans Point	10	10	10	10	10	10	10	10	10	10	10	10	10	10	10	10	10	10	6.9	6.9	10	10	10	10
Houston Pilots G - 75/76	10	10	10	10	10	10	10	10	10	10	10	10	10	10	10	10	10	10	10	6.9	10	10	10	10
Houston Pilots F - 63/64	10	10	10	10	10	10	10	10	10	10	10	10	10	10	10	10	10	10	10	6.9	10	10	10	10
Houston Pilots E - 51/52	10	10	10	10	10	10	10	10	10	10	10	10	10	10	10	10	10	10	10	6.9	9	10	10	10
Houston Pilots D - 37/38	10	10	10	10	10	10	10	10	10	10	10	10	10	10	10	10	10	10	10	6.9	10	10	10	10
Houston Pilots C - 25/26	10	10	10	10	10	10	10	10	10	10	10	10	10	10	10	10	10	10	10	6.9	10	10	10	10
Houston Pilots B - 11/12	10	10	10	10	10	10	10	10	10	10	10	10	10	10	10	10	10	10	10	6.9	10	10	10	10
Houston Pilots A - 1 & 2 Bravo	10	10	10	10	10	10	10	10	10	10	10	10	10	10	10	10	10	10	10	6.9	10	10	10	10

NOTE: This is automated data that may/may not agree with the official BAM thinking that's found on the daily slides or special visibility report slides. This data should be used as a guide only

Houston Pilots Wind Chart



Forecast Confidence

Above Normal Below Normal

Sustained wind 10 Knots

Gusts 15 Knots

Wind from the SE

Example

10

15

↙

Wind	Sat 2 pm	Sat 3 pm	Sat 4 pm	Sat 5 pm	Sat 6 pm	Sat 7 pm	Sat 8 pm	Sat 9 pm	Sat 10 pm	Sat 11 pm	Sun 12 am	Sun 1 am	Sun 2 am	Sun 3 am	Sun 4 am	Sun 5 am	Sun 6 am	Sun 7 am	Sun 8 am	Sun 9 am	Sun 10 am	Sun 11 am	Sun 12 pm	Sun 1 pm
Houston Pilots N - 610 Bridge	5 ↗	5 ↗	5 ↗	6 ↗	6 ↗	6 ↗	6 ↗	6 ↗	6 ↗	6 ↗	5 ↗	5 ↗	3 ↗	3 ↗	3 ↗	3 ↗	3 ↗	2 ↘	2 ↘	2 ↘	2 ↘	2 ↘	3 ↘	3 ↘
Houston Pilots M - Kinder 1	5 ↗	5 ↗	5 ↗	6 ↗	6 ↗	6 ↗	6 ↗	6 ↗	6 ↗	5 ↗	5 ↗	5 ↗	3 ↗	3 ↗	3 ↗	3 ↗	3 ↗	2 ↘	2 ↘	2 ↘	2 ↘	2 ↘	3 ↘	3 ↘
Houston Pilots L - Greens Bayou	5 ↗	6 ↗	6 ↗	6 ↗	6 ↗	6 ↗	6 ↗	6 ↗	5 ↗	5 ↗	5 ↗	3 ↗	3 ↗	3 ↗	3 ↗	3 ↗	2 ↘	2 ↘	2 ↘	2 ↘	2 ↘	2 ↘	3 ↘	3 ↘
Houston Pilots K - Shell Crude	5 ↗	6 ↗	6 ↗	6 ↗	6 ↗	6 ↗	6 ↗	6 ↗	5 ↗	5 ↗	5 ↗	3 ↗	3 ↗	3 ↗	3 ↗	3 ↗	2 ↘	2 ↘	2 ↘	2 ↘	2 ↘	2 ↘	3 ↘	3 ↘
Houston Pilots J - Lynchburg Ferries	5 ↗	5 ↗	6 ↗	6 ↗	6 ↗	6 ↗	6 ↗	5 ↗	5 ↗	3 ↗	3 ↗	3 ↗	3 ↗	3 ↗	3 ↗	2 ↘	2 ↘	2 ↘	1 ↘	1 ↘	2 ↘	2 ↘	2 ↘	2 ↘
Houston Pilots I - Exxon 3	6 ↗	7 ↗	8 ↗	8 ↗	8 ↗	8 ↗	8 ↗	8 ↗	8 ↗	8 ↗	8 ↗	8 ↗	7 ↗	7 ↗	6 ↗	6 ↗	6 ↗	5 ↗	5 ↗	3 ↗	3 ↗	3 ↗	3 ↗	3 ↗
Houston Pilots H - Morgans Point	6 ↗	7 ↗	8 ↗	8 ↗	8 ↗	8 ↗	9 ↗	8 ↗	8 ↗	8 ↗	8 ↗	8 ↗	7 ↗	7 ↗	6 ↗	6 ↗	6 ↗	5 ↗	3 ↗	3 ↗	3 ↗	3 ↗	3 ↗	3 ↗
Houston Pilots G - 75/76	6 ↗	7 ↗	8 ↗	8 ↗	9 ↗	9 ↗	10 ↗	10 ↗	14 ↗	14 ↗	14 ↗	13 ↗	13 ↗	12 ↗	10 ↗	10 ↗	9 ↗	6 ↗	6 ↗	6 ↗	5 ↗	5 ↗	5 ↗	3 ↗
Houston Pilots F - 63/64	6 ↗	6 ↗	8 ↗	8 ↗	9 ↗	9 ↗	10 ↗	9 ↗	9 ↗	9 ↗	9 ↗	8 ↗	8 ↗	8 ↗	8 ↗	7 ↗	6 ↗	6 ↗	6 ↗	5 ↗	5 ↗	3 ↗	3 ↗	3 ↗
Houston Pilots E - 51/52	6 ↗	6 ↗	8 ↗	8 ↗	9 ↗	9 ↗	10 ↗	9 ↗	9 ↗	9 ↗	9 ↗	8 ↗	8 ↗	8 ↗	7 ↗	7 ↗	6 ↗	6 ↗	6 ↗	5 ↗	5 ↗	5 ↗	3 ↗	3 ↗
Houston Pilots D - 37/38	6 ↗	7 ↗	8 ↗	8 ↗	9 ↗	9 ↗	9 ↗	9 ↗	9 ↗	9 ↗	9 ↗	8 ↗	8 ↗	8 ↗	7 ↗	7 ↗	6 ↗	6 ↗	6 ↗	5 ↗	5 ↗	5 ↗	3 ↗	3 ↗
Houston Pilots C - 25/26	6 ↗	7 ↗	8 ↗	8 ↗	8 ↗	9 ↗	9 ↗	9 ↗	8 ↗	8 ↗	8 ↗	8 ↗	8 ↗	8 ↗	7 ↗	7 ↗	6 ↗	6 ↗	6 ↗	6 ↗	5 ↗	5 ↗	3 ↗	3 ↗
Houston Pilots B - 11/12	7 ↗	7 ↗	8 ↗	8 ↗	8 ↗	8 ↗	8 ↗	8 ↗	8 ↗	8 ↗	7 ↗	7 ↗	7 ↗	6 ↗	6 ↗	6 ↗	6 ↗	6 ↗	6 ↗	5 ↗	5 ↗	5 ↗	3 ↗	3 ↗
Houston Pilots A - 1 & 2 Bravo	7 ↗	7 ↗	8 ↗	8 ↗	8 ↗	8 ↗	8 ↗	8 ↗	9 ↗	9 ↗	9 ↗	8 ↗	8 ↗	8 ↗	8 ↗	8 ↗	8 ↗	7 ↗	7 ↗	6 ↗	6 ↗	6 ↗	5 ↗	3 ↗

NOTE: This is automated data that may/may not agree with the official BAM thinking that's found on the daily slides. This data should be used as a guide only.

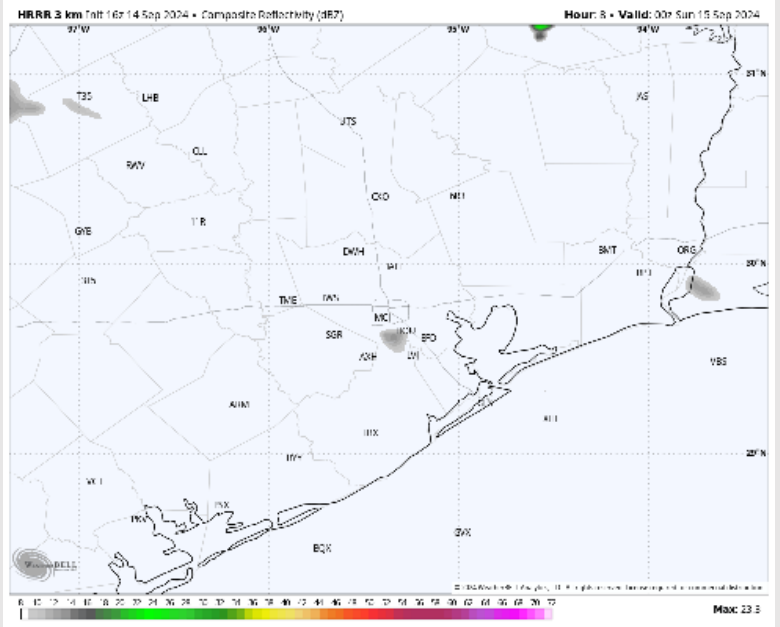
Houston Pilots: SAT. 9/14/2024



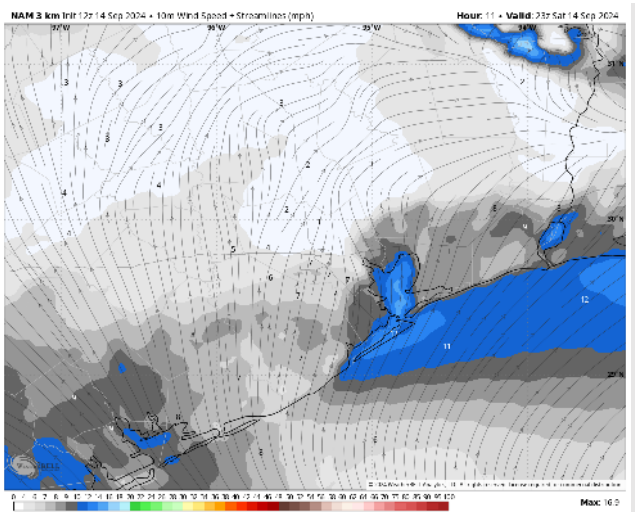
Forecast Discussion

- Precip:** Favoring dry conditions for the rest of the day
- Wind:** Winds will be out of the S/SW through the rest of the day. **N of Morgan's Point:** Winds will be at 3-9 kts throughout the day. **S of Morgan's Point:** Winds will be at 7-11 kts through the rest of the day.
- Low Temps:** **N of Morgan's Point:** Upper 70s F. **S of Morgan's Point:** Low 80s F.
- Visibility:** No Fog concerns for the rest of the day or overnight.

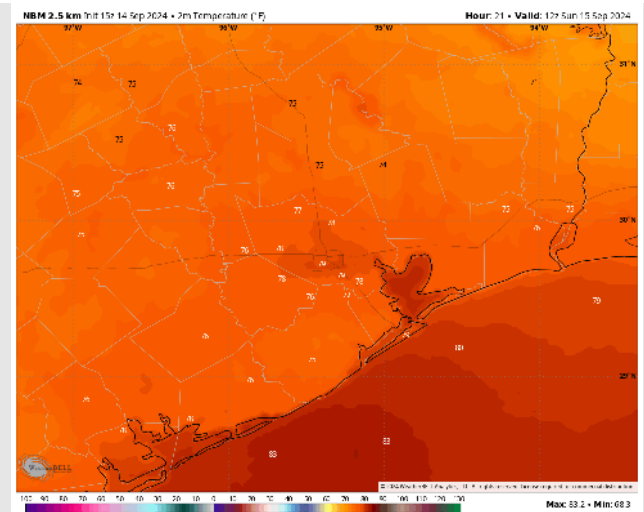
Precip Image: 7 PM CT



Wind Speed:
6 PM CT



Low Temps
Tonight



Houston Pilots: SUN. 9/15/2024



Forecast Discussion

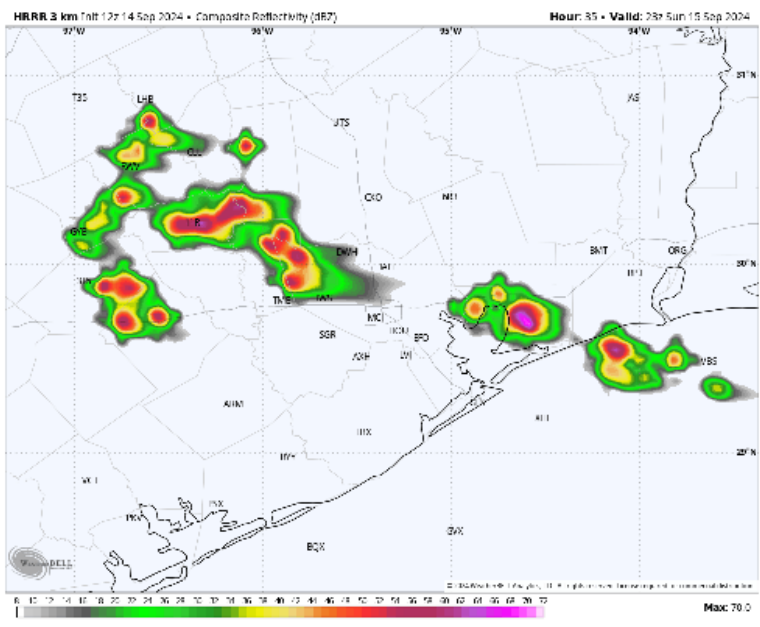
Precip: Favoring dry conditions through the morning SUN with scattered showers and storms working through starting at 5PM and lasting through 11PM. Risks will be for strong wind gusts of 25-30 kts and lightning.

Wind: Winds will be variable throughout the day on Sunday. **N of Morgan's Point:** Winds will be sustained at 3-9 kts throughout Sunday. **S of Morgan's Point:** Winds will be sustained at 5-12 kts throughout the day.

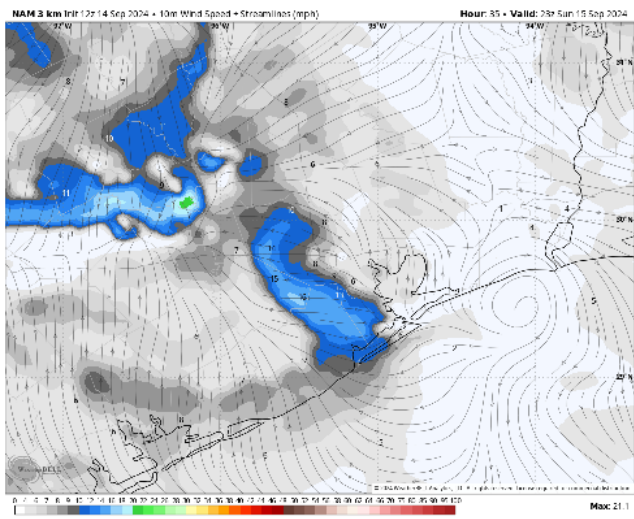
High Temps: **N of Morgan's Point:** Low 90s F. **S of Morgan's Point:** Upper 80s F

Visibility: No fog concerns expected for Sunday. Though a heavy shower or storm can briefly reduce visibility.

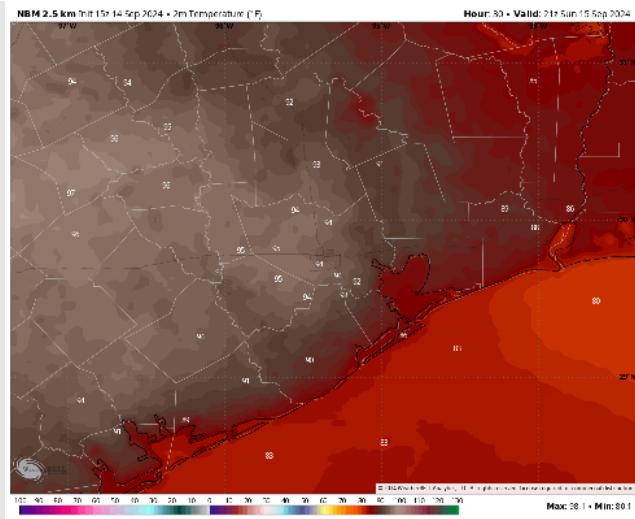
Precip Image: 6 PM CT



Wind Speed:
6 PM CT



High Temps
Sunday



Houston Pilots: MON. 9/16/2024



Forecast Discussion

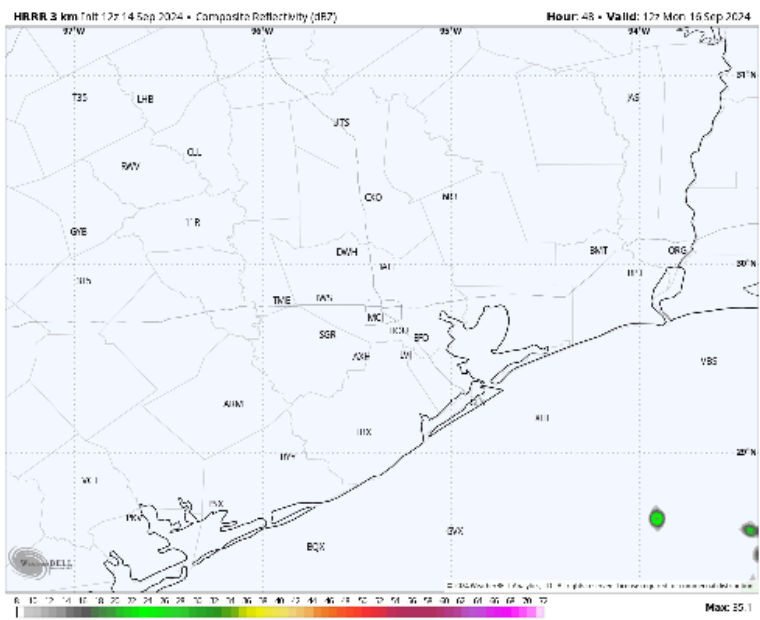
Precip: Favoring dry conditions throughout the day Monday.

Wind: Winds will generally be out of the N/NW throughout the day on Monday. **N of Morgan's Point:** Winds at 2-7 kts the rest of the day. **S of Morgan's Point:** Winds will be 3-9 kts throughout the day.

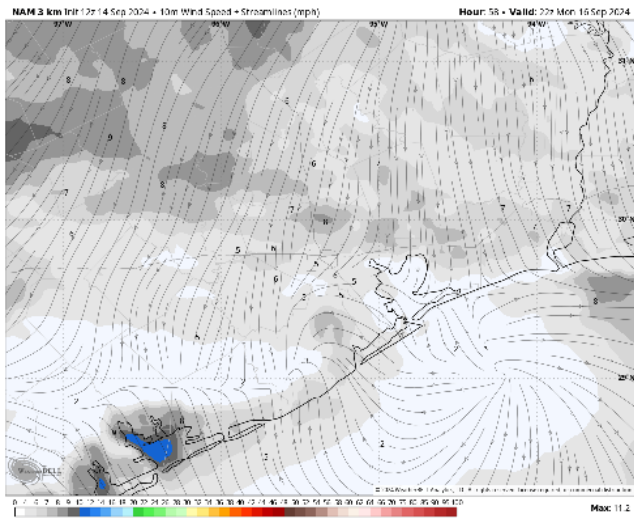
High Temps: **N of Morgan's Point:** Low 90s F. **S of Morgan's Point:** Mid 80s F.

Visibility: No fog concerns expected for Monday.

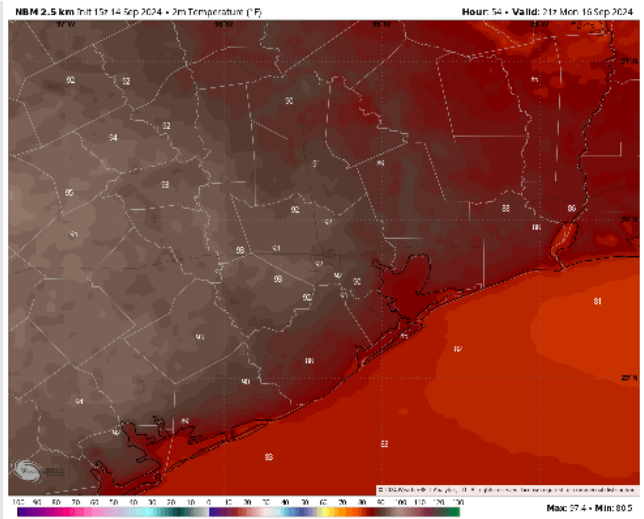
Precip Image: 7 AM CT



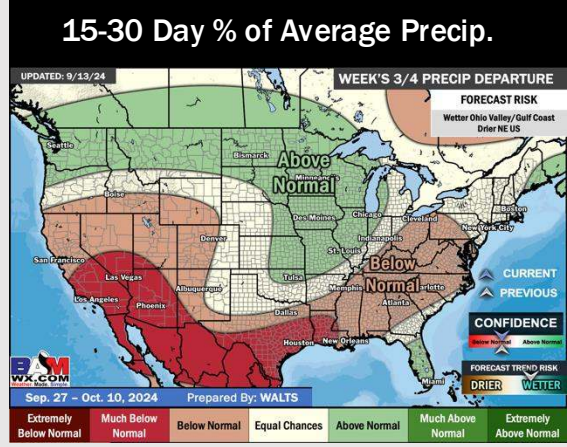
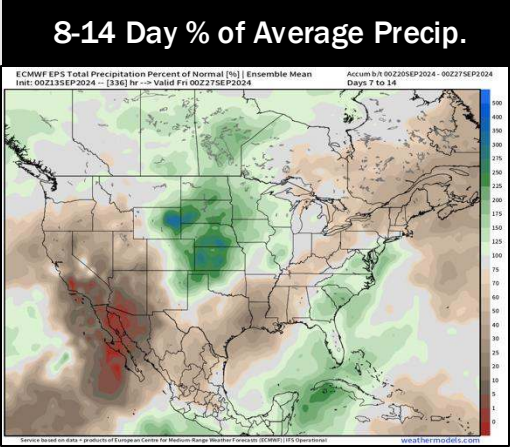
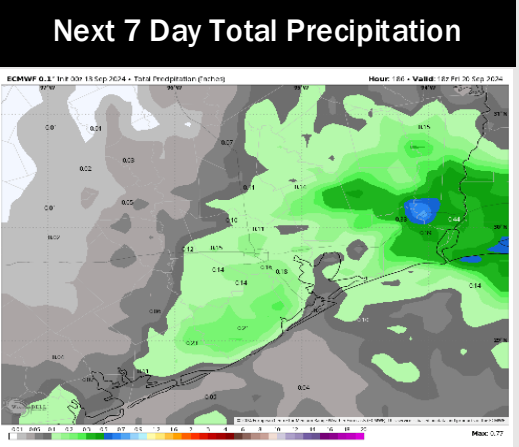
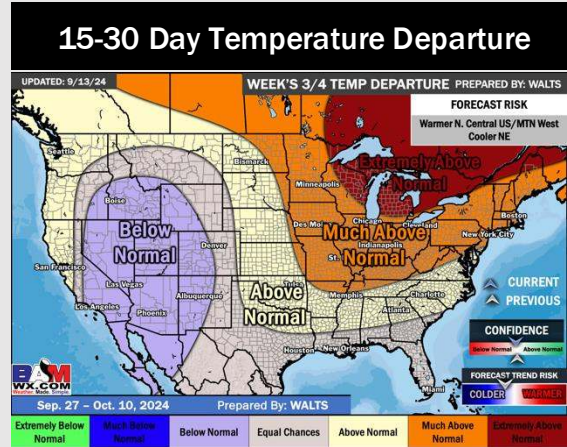
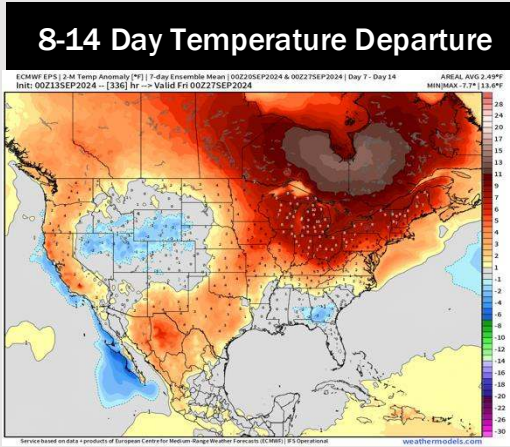
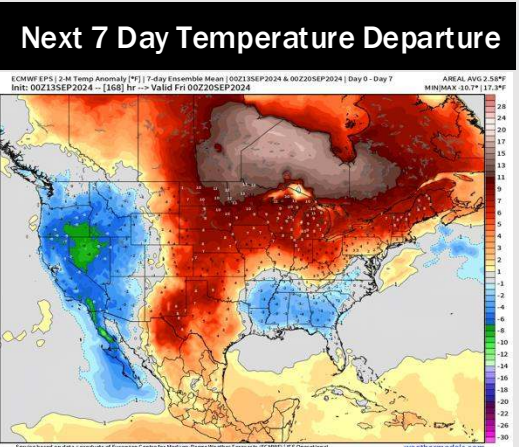
Wind Speed
5 PM CT



High Temps
Monday



Houston Pilots: 9/14/24



- Temps are expected to be near normal for the week 1 timeframe. Favoring mostly dry conditions for the week 1 timeframe with a few isolated showers towards the middle/end of next week.
- Slightly above normal temperatures are favored for week 2 with below normal rain chances.
- Near normal temperatures and much below normal precipitation chances are expected for the weeks 3/4 timeframe.