

Houston Pilots Forecast Package



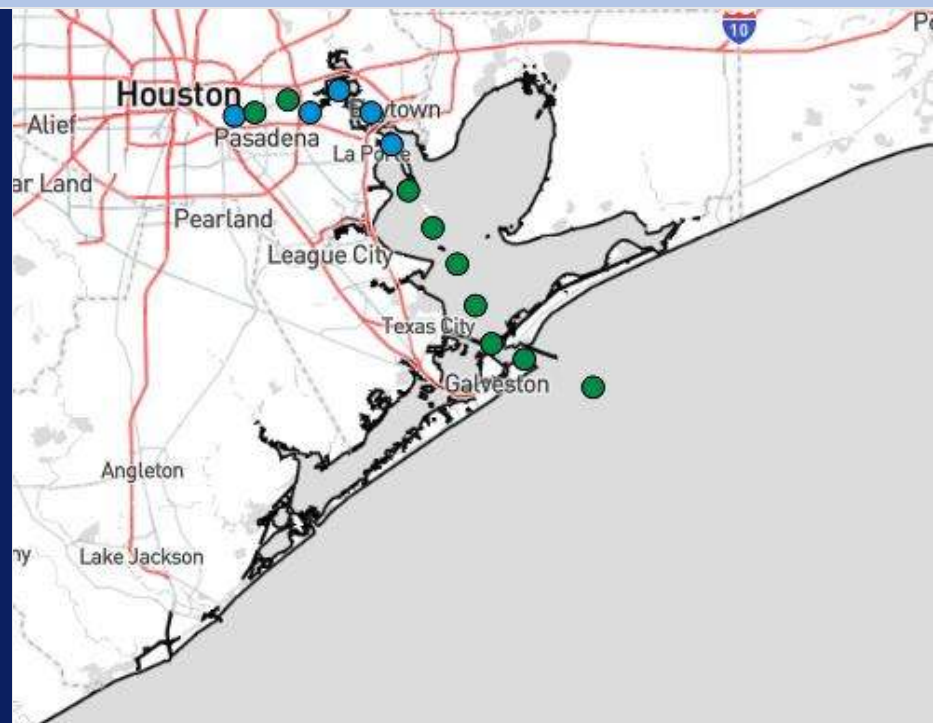
Updated: 12:30 PM CT

Friday, September 13, 2024

Forecaster: Jonathan Kipper

Weather Headlines

- Dry conditions are favored over the next 72 hours for all Stations.
- Sustained winds will be generally calmer over the next few days, not expected to exceed 12 kts.
- **Monitoring low-end fog potential N of Morgan's Point through the weekend (visibilities of 1 mile or less not favored).**



Current Radar: 12:15 PM CT



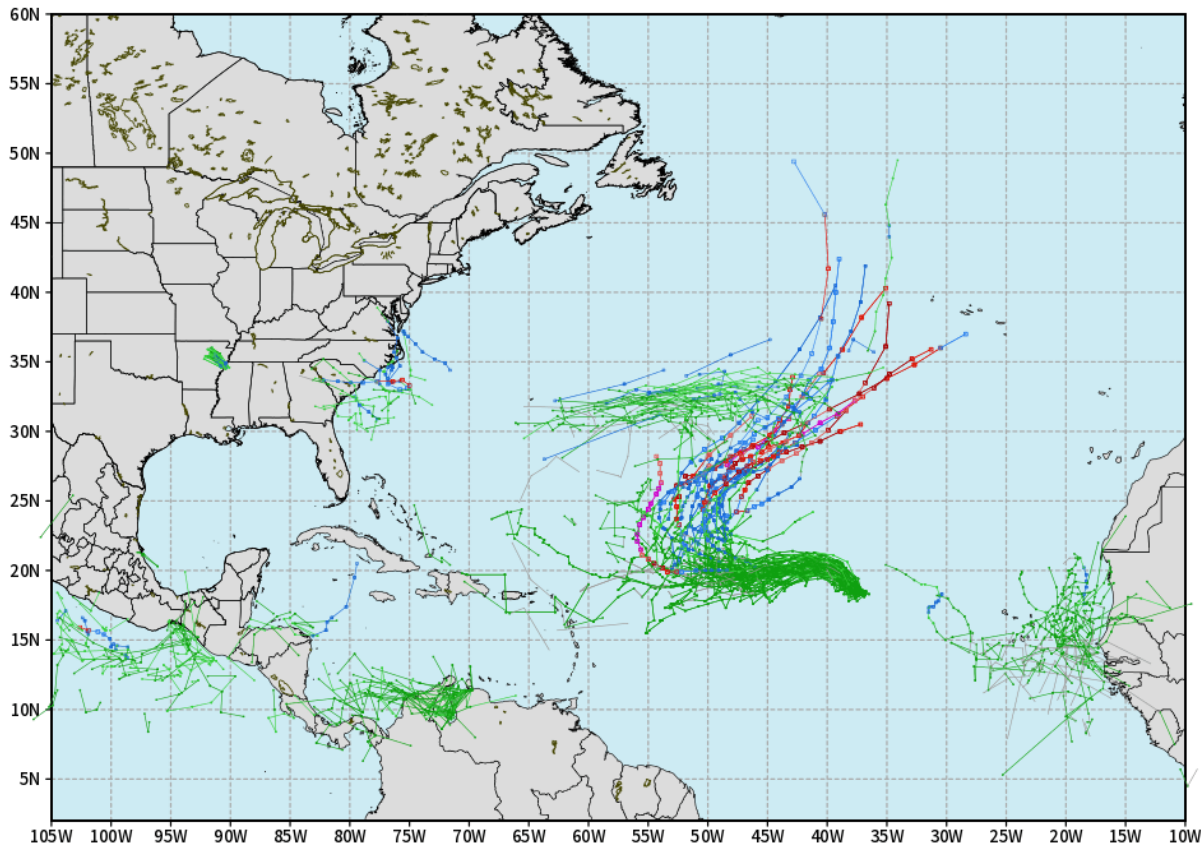
As always, please do not hesitate to reach out to us with any forecast questions via the chat option on Clarity or our on-call number, **(317)-560-8122** press 1 for forecast questions.

Houston Pilots Tropical Update

European Model Next 10 Days - Tropical Tracks

ECMWF ATLANTIC EPS Cyclone Locations --> Next [10-days]
INIT: 00Z13SEP2024 --> UNTIL 00Z23SEP2024

o-o ENSEMBLE MEAN
o-o 1000 - 1010 hPa
o-o 980 - 999 hPa
o-o 960 - 979 hPa
o-o 950 - 959 hPa
o-o < 950 hPa



weathermodels.com

Tropical development is possible in the Atlantic Ocean within the next 10 days. Currently, we are not favoring any impacts to HOU.

Houston Pilots Visibility Chart (miles)



Forecast Confidence



Visibility	Fri 2 pm	Fri 3 pm	Fri 4 pm	Fri 5 pm	Fri 6 pm	Fri 7 pm	Fri 8 pm	Fri 9 pm	Fri 10 pm	Fri 11 pm	Sat 12 am	Sat 1 am	Sat 2 am	Sat 3 am	Sat 4 am	Sat 5 am	Sat 6 am	Sat 7 am	Sat 8 am	Sat 9 am	Sat 10 am	Sat 11 am	Sat 12 pm	Sat 1 pm
Houston Pilots N - 610 Bridge	10	10	10	10	10	10	10	10	10	10	10	10	10	10	10	10	10	7.9	6.9	6.9	10	10	10	10
Houston Pilots M - Kinder 1	10	10	10	10	10	10	10	10	10	10	10	10	10	10	10	10	10	7.9	5.9	6.9	10	10	10	10
Houston Pilots L - Greens Bayou	10	10	10	10	10	10	10	10	10	10	10	10	10	10	10	10	10	7.9	5.9	6.9	10	10	10	10
Houston Pilots K - Shell Crude	10	10	10	10	10	10	10	10	10	10	10	10	10	10	10	10	10	7.9	5.9	6.9	10	10	10	10
Houston Pilots J - Lynchburg Ferries	10	10	10	10	10	10	10	10	10	10	10	10	10	10	10	10	10	7.9	5.9	6.9	10	10	10	10
Houston Pilots I - Exxon 3	10	10	10	10	10	10	10	10	10	10	10	10	10	10	10	10	10	7.9	5.9	6.9	10	10	10	10
Houston Pilots H - Morgans Point	10	10	10	10	10	10	10	10	10	10	10	10	10	10	10	10	10	7.9	5.9	6.9	10	10	10	10
Houston Pilots G - 75/76	10	10	10	10	10	10	10	10	10	10	10	10	10	10	10	10	10	10	9	6.9	10	10	10	10
Houston Pilots F - 63/64	10	10	10	10	10	10	10	10	10	10	10	10	10	10	10	10	10	10	9	6.9	10	10	10	10
Houston Pilots E - 51/52	10	10	10	10	10	10	10	10	10	10	10	10	10	10	10	10	10	10	9	6.9	10	10	10	10
Houston Pilots D - 37/38	10	10	10	10	10	10	10	10	10	10	10	10	10	10	10	10	10	10	9	6.9	10	10	10	10
Houston Pilots C - 25/26	10	10	10	10	10	10	10	10	10	10	10	10	10	10	10	10	10	10	9	6.9	10	10	10	10
Houston Pilots B - 11/12	10	10	10	10	10	10	10	10	10	10	10	10	10	10	10	10	10	10	9	6.9	10	10	10	10
Houston Pilots A - 1 & 2 Bravo	10	10	10	10	10	10	10	10	10	10	10	10	10	10	10	10	10	10	9	6.9	10	10	10	10

NOTE: This is automated data that may/may not agree with the official BAM thinking that's found on the daily slides or special visibility report slides. This data should be used as a guide only

Houston Pilots Wind Chart



Sustained wind 10 Knots
 Gusts 15 Knots
 Wind from the SE

Example

10
15
↙

Wind	Fri 2 pm	Fri 3 pm	Fri 4 pm	Fri 5 pm	Fri 6 pm	Fri 7 pm	Fri 8 pm	Fri 9 pm	Fri 10 pm	Fri 11 pm	Sat 12 am	Sat 1 am	Sat 2 am	Sat 3 am	Sat 4 am	Sat 5 am	Sat 6 am	Sat 7 am	Sat 8 am	Sat 9 am	Sat 10 am	Sat 11 am	Sat 12 pm	Sat 1 pm	
Houston Pilots N - 610 Bridge	3 7 →	3 8 →	3 9 →	3 9 ↘	3 9 ↑	3 9 ↖	5 8 ↖	5 9 ↑	5 9 ↑	6 10 ↑	6 12 ↑	6 12 ↑	6 12 ↑	6 12 ↑	6 12 ↑	6 12 ↑	5 10 ↑	5 10 ↑	3 9 ↑	3 9 ↑	5 9 ↑	5 10 ↑	6 10 ↑	5 10 ↑	
Houston Pilots M - Kinder 1	3 7 →	3 8 →	3 9 →	3 9 ↘	3 9 ↖	3 9 ↖	5 8 ↖	5 9 ↑	5 9 ↑	6 10 ↑	5 12 ↑	6 12 ↑	6 12 ↑	6 12 ↑	5 12 ↑	6 12 ↑	5 10 ↑	5 10 ↑	3 9 ↑	3 9 ↑	5 9 ↑	5 10 ↑	6 10 ↑	5 10 ↑	
Houston Pilots L - Greens Bayou	3 7 →	3 8 →	3 9 →	3 9 ↑	3 9 ↖	3 9 ↖	5 9 ↖	5 9 ↑	5 9 ↑	5 10 ↑	5 10 ↑	5 10 ↑	5 12 ↑	5 12 ↑	5 12 ↑	5 12 ↑	5 10 ↑	3 9 ↑	3 9 ↑	3 9 ↑	5 9 ↑	5 10 ↑	5 10 ↑	5 10 ↑	
Houston Pilots K - Shell Crude	3 7 →	3 8 →	3 9 ↗	3 9 ↖	5 9 ↖	5 9 ↖	5 9 ↖	5 9 ↑	5 9 ↑	5 10 ↑	5 10 ↑	5 10 ↑	5 12 ↑	5 12 ↑	5 12 ↑	5 12 ↑	5 10 ↑	3 9 ↑	3 9 ↑	3 9 ↑	5 9 ↑	5 10 ↑	5 10 ↑	5 10 ↑	
Houston Pilots J - Lynchburg Ferries	2 7 ↗	3 7 →	3 8 ↗	3 9 ↖	3 9 ↖	3 9 ↖	5 9 ↖	3 9 ↑	3 9 ↑	5 10 ↑	5 10 ↑	5 10 ↑	5 10 ↑	3 10 ↑	3 10 ↑	5 10 ↑	3 9 ↑	3 9 ↑	3 9 ↑	3 9 ↑	3 9 ↑	5 9 ↑	5 10 ↑	5 10 ↑	5 10 ↑
Houston Pilots I - Exxon 3	3 8 ↑	5 9 ↑	6 9 ↑	6 12 ↖	6 10 ↖	7 12 ↖	8 12 ↖	8 12 ↑	8 13 ↑	8 13 ↑	8 13 ↑	8 13 ↑	9 14 ↑	8 14 ↑	8 14 ↑	8 14 ↑	8 13 ↑	8 12 ↑	7 12 ↑	7 12 ↑	6 10 ↑	6 10 ↑	6 12 ↑	6 12 ↑	
Houston Pilots H - Morgans Point	3 ↖	5 9 ↖	6 9 ↖	6 12 ↖	7 10 ↖	8 12 ↖	8 13 ↖	8 13 ↑	8 13 ↑	8 13 ↑	8 13 ↑	8 14 ↑	8 13 ↑	8 13 ↑	8 13 ↑	8 13 ↑	8 13 ↑	7 12 ↑	7 12 ↑	6 10 ↑	6 10 ↑	6 10 ↑	6 10 ↑	6 12 ↑	
Houston Pilots G - 75/76	3 ↖	5 9 ↖	5 9 ↖	6 12 ↖	7 12 ↖	8 13 ↖	8 13 ↑	9 14 ↑	9 14 ↑	9 14 ↑	9 14 ↑	10 15 ↑	10 15 ↑	10 15 ↑	10 15 ↑	9 14 ↑	8 14 ↑	8 13 ↑	8 13 ↑	8 13 ↑	7 12 ↑	7 12 ↑	6 12 ↑	6 12 ↑	
Houston Pilots F - 63/64	3 ↖	3 9 ↖	5 9 ↖	6 10 ↖	6 12 ↖	8 13 ↖	8 13 ↑	9 14 ↑	9 14 ↑	9 14 ↑	9 14 ↑	10 15 ↑	10 15 ↑	10 15 ↑	10 15 ↑	9 14 ↑	8 14 ↑	8 14 ↑	8 13 ↑	7 12 ↑	7 12 ↑	6 12 ↑	6 12 ↑	6 12 ↑	
Houston Pilots E - 51/52	3 ↖	3 8 ↖	5 9 ↖	6 10 ↖	6 10 ↑	8 12 ↑	8 13 ↑	8 13 ↑	8 13 ↑	9 14 ↑	9 14 ↑	9 14 ↑	9 15 ↑	9 15 ↑	9 15 ↑	9 15 ↑	8 14 ↑	8 14 ↑	8 13 ↑	7 12 ↑	7 12 ↑	6 12 ↑	6 12 ↑	6 12 ↑	
Houston Pilots D - 37/38	3 ↖	3 8 ↖	3 9 ↖	6 9 ↖	6 10 ↑	7 12 ↑	8 13 ↑	8 13 ↑	8 13 ↑	8 14 ↑	9 14 ↑	9 14 ↑	9 14 ↑	9 15 ↑	9 15 ↑	9 15 ↑	8 14 ↑	8 14 ↑	8 13 ↑	7 12 ↑	7 12 ↑	6 12 ↑	6 12 ↑	6 12 ↑	
Houston Pilots C - 25/26	3 ↖	3 8 ↖	3 8 ↖	5 9 ↖	6 9 ↑	7 10 ↑	8 13 ↑	8 13 ↑	8 13 ↑	8 13 ↑	8 14 ↑	8 14 ↑	9 14 ↑	9 15 ↑	9 15 ↑	9 15 ↑	8 14 ↑	8 14 ↑	8 13 ↑	8 13 ↑	7 12 ↑	7 12 ↑	6 12 ↑	6 12 ↑	
Houston Pilots B - 11/12	3 ↖	3 8 ↖	3 8 ↖	5 9 ↖	6 9 ↑	7 10 ↑	8 12 ↑	8 12 ↑	8 12 ↑	8 13 ↑	8 13 ↑	8 13 ↑	8 14 ↑	8 15 ↑	8 15 ↑	8 15 ↑	8 14 ↑	8 14 ↑	7 13 ↑	7 13 ↑	7 13 ↑	6 12 ↑	6 12 ↑	6 12 ↑	
Houston Pilots A - 1 & 2 Bravo	3 ↖	3 7 ↑	3 8 ↑	5 8 ↑	6 9 ↑	6 10 ↑	7 12 ↑	8 12 ↑	8 13 ↑	8 13 ↑	8 14 ↑	8 14 ↑	9 15 ↑	10 15 ↑	10 15 ↑	10 15 ↑	10 15 ↑	10 15 ↑	10 15 ↑	9 15 ↑	8 14 ↑	8 13 ↑	8 13 ↑	7 12 ↑	

NOTE: This is automated data that may/may not agree with the official BAM thinking that's found on the daily slides. This data should be used as a guide only.

Houston Pilots: FRI. 9/13/2024



Forecast Discussion

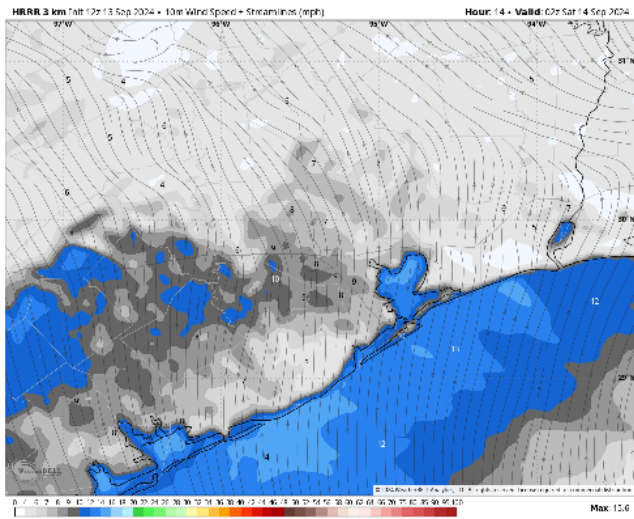
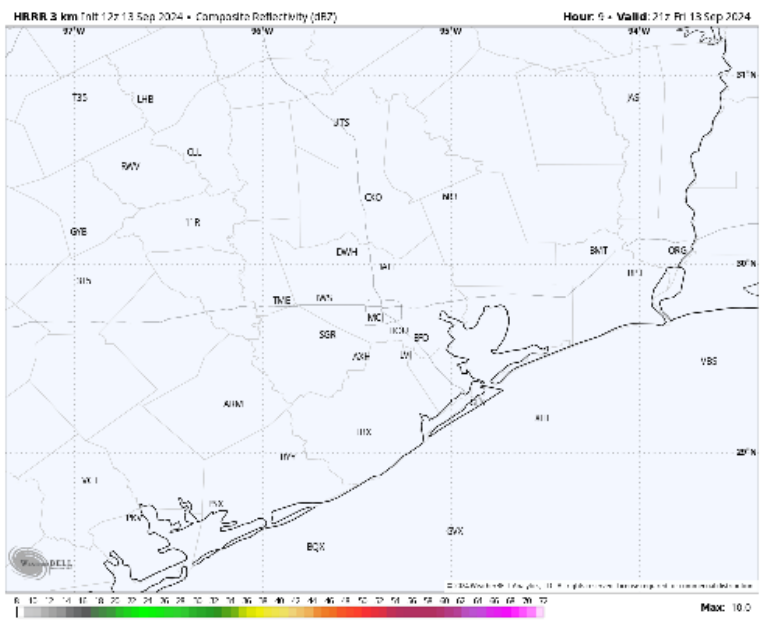
Precip: Favoring dry conditions for the PM hours today.

Wind: Variable winds favored through ~ 8 PM before shifting out of the S/SW. **N of Morgan's Point:** Winds at 3-8 kts the rest of the day. **S of Morgan's Point:** Winds will be 3-8 kts through 6 PM before slightly increasing to 6-11 kts the rest of the day.

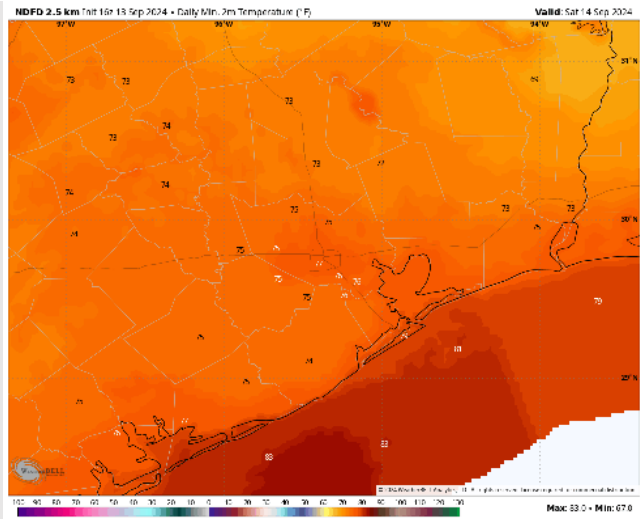
Low Temps: **N of Morgan's Point:** Mid 70s F. **S of Morgan's Point:** Near 80 F.

Visibility: No fog concerns expected the rest of the day.

Precip Image: 12 PM CT



Wind Speed
7 PM CT



Low Temps
SAT AM

Houston Pilots: SAT. 9/14/2024



Forecast Discussion

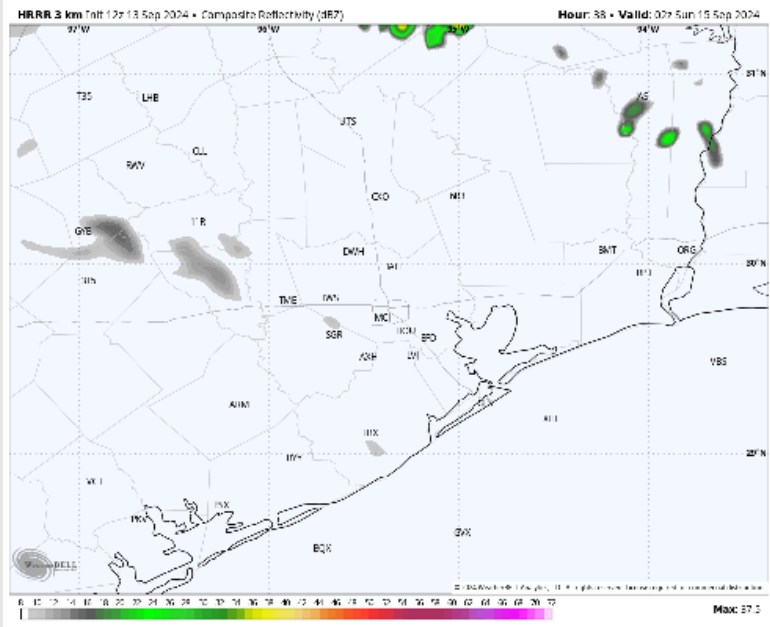
Precip: Favoring dry conditions for Saturday with any late PM rain expected to remain north of all stations.

Wind: Winds will be out of the S/SW throughout Saturday. **N of Morgan's Point:** Winds will be at 3-7 kts throughout the day. **S of Morgan's Point:** Winds will be at 8-13 kts throughout the day on Saturday.

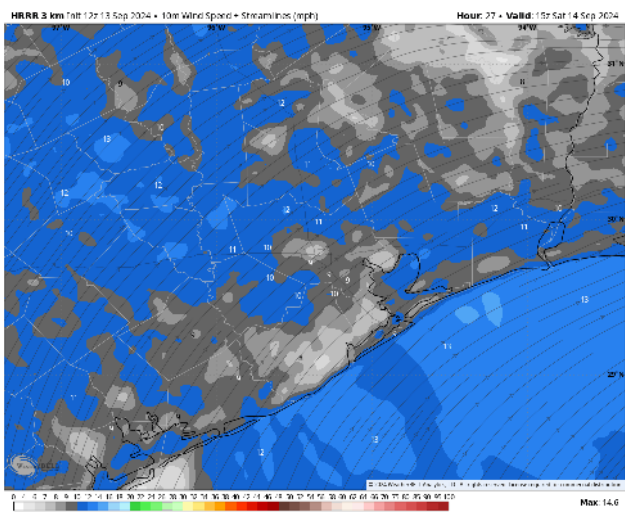
High Temps: **N of Morgan's Point:** Mid 90s F. **S of Morgan's Point:** Mid to upper 80s F.

Visibility: Monitor a low-end threat of isolated pockets of fog for station N of Morgans Point (2-3 miles) between 1AM – 7AM SAT AM.

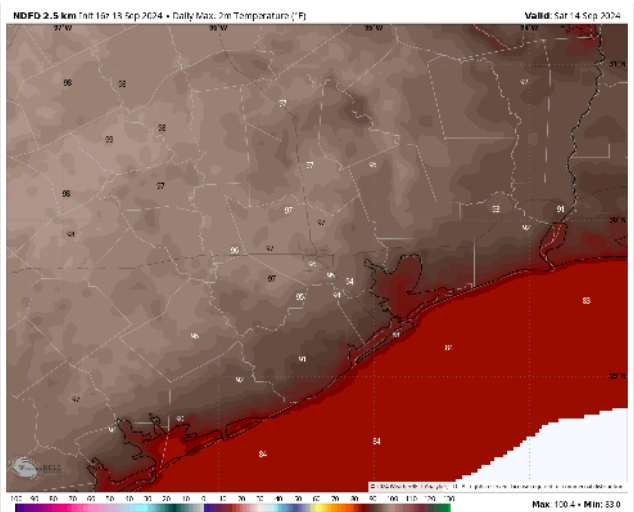
Precip Image: 9 PM CT



Wind Speed:
11 AM CT



High Temps
Saturday



Houston Pilots: SUN. 9/15/2024



Forecast Discussion

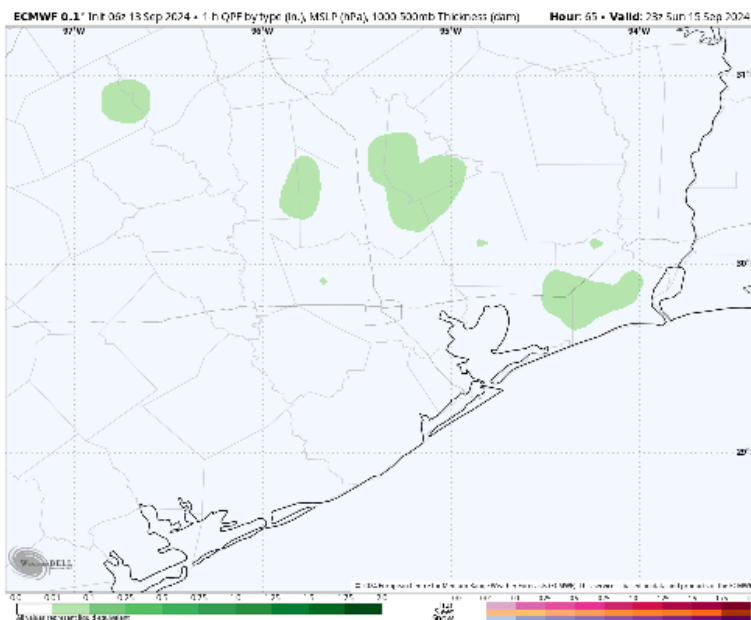
Precip: Favoring dry conditions through the afternoon SUN with hit/miss (10%) chance of light showers after 5 PM.

Wind: Winds will be generally out of the SW throughout the day Sunday. **N of Morgan's Point:** Winds will be sustained at 3-8 kts throughout Sunday. **S of Morgan's Point:** Winds will be sustained at 5-10 kts throughout the day.

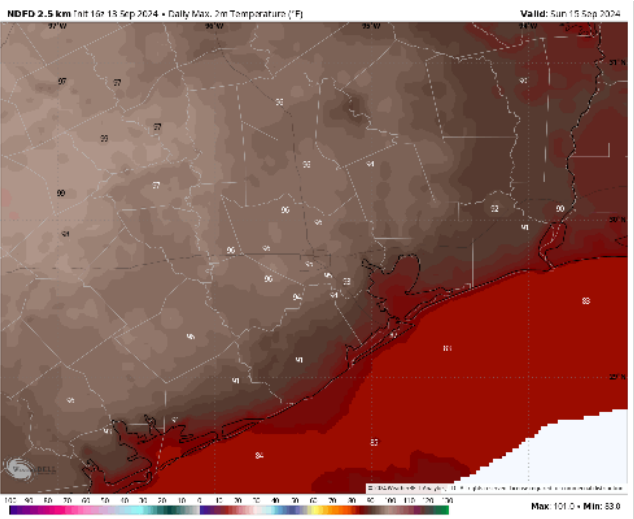
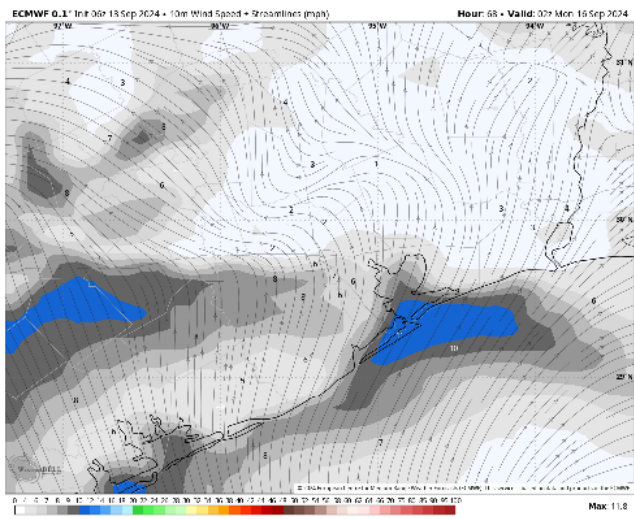
High Temps: **N of Morgan's Point:** Mid/Low 90s F. **S of Morgan's Point:** Upper 80s F

Visibility: Monitor a low-end threat of isolated pockets of fog for station N of Morgans point between 1AM – 7AM SUN AM

Precip Image: 6 PM CT

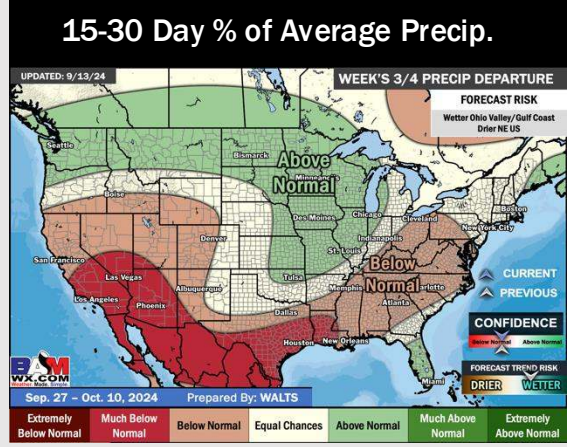
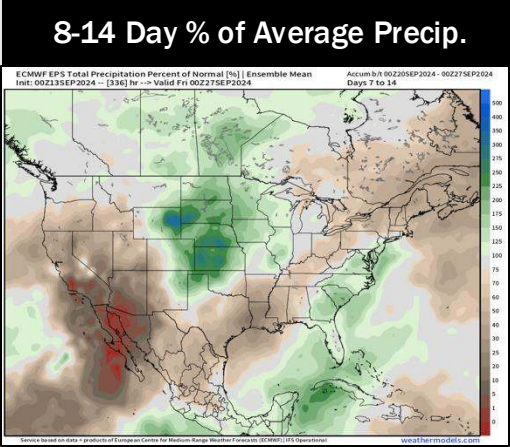
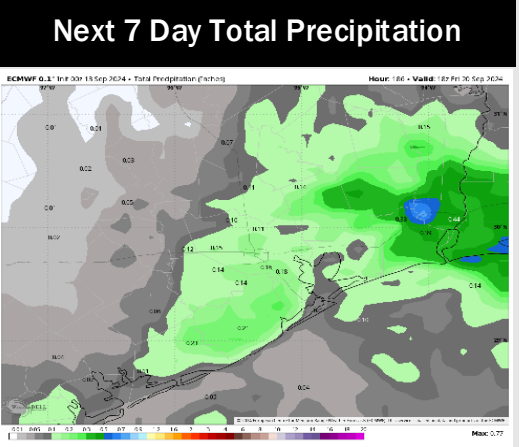
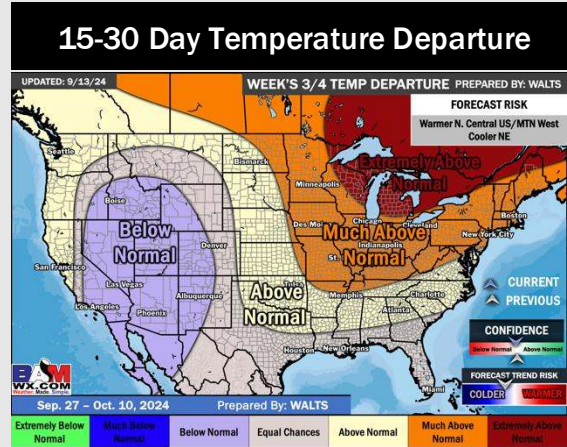
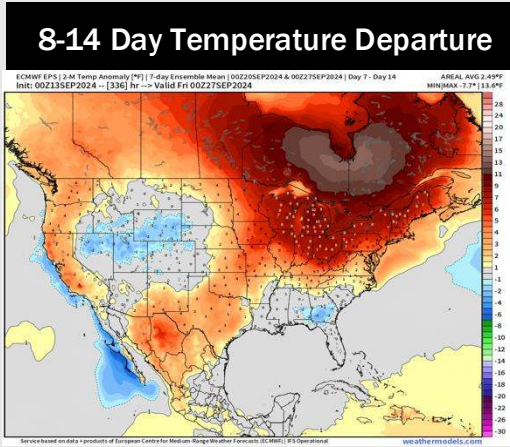
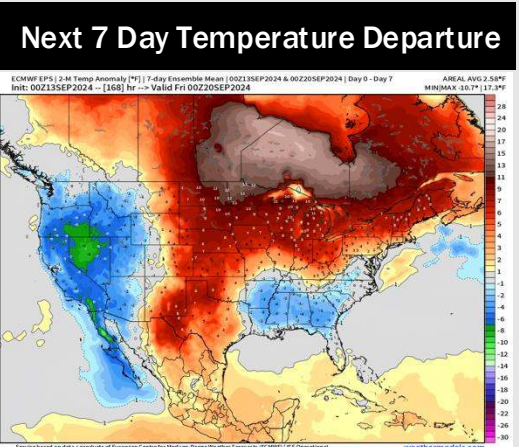


Wind Speed:
9 PM CT



High Temps
Sunday

Houston Pilots: 9/13/24



- Temps are expected to be near normal for the week 1 timeframe. Favoring mostly dry conditions for the week 1 timeframe with a few isolated showers towards the middle/end of next week.
- Slightly above normal temperatures are favored for week 2 with below normal rain chances.
- Near normal temperatures and much below normal precipitation chances are expected for the weeks 3/4 timeframe.