

Houston Pilots Forecast Package



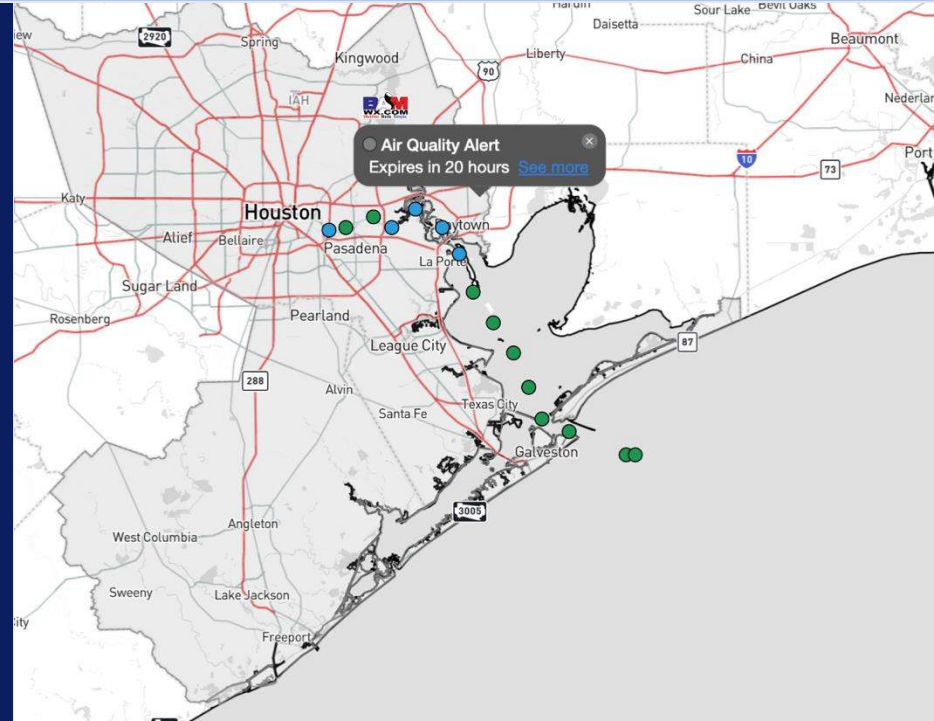
Updated: 10:25 PM CT

Friday, September 13, 2024

Forecaster: Xander Lowry

Weather Headlines

- Dry conditions are favored over the next 72 hours for all Stations.
- Sustained winds will be generally calmer over the next few days, not expected to exceed 12 kts.
- **Monitoring low-end fog potential N of Morgan's point over the next 2 days.**
- A much drier pattern setting up for the next two weeks.



Current Radar: 10:20 PM CT



As always, please do not hesitate to reach out to us with any forecast questions via the chat option on Clarity or our on-call number, **(317)-560-8122** press 1 for forecast questions.

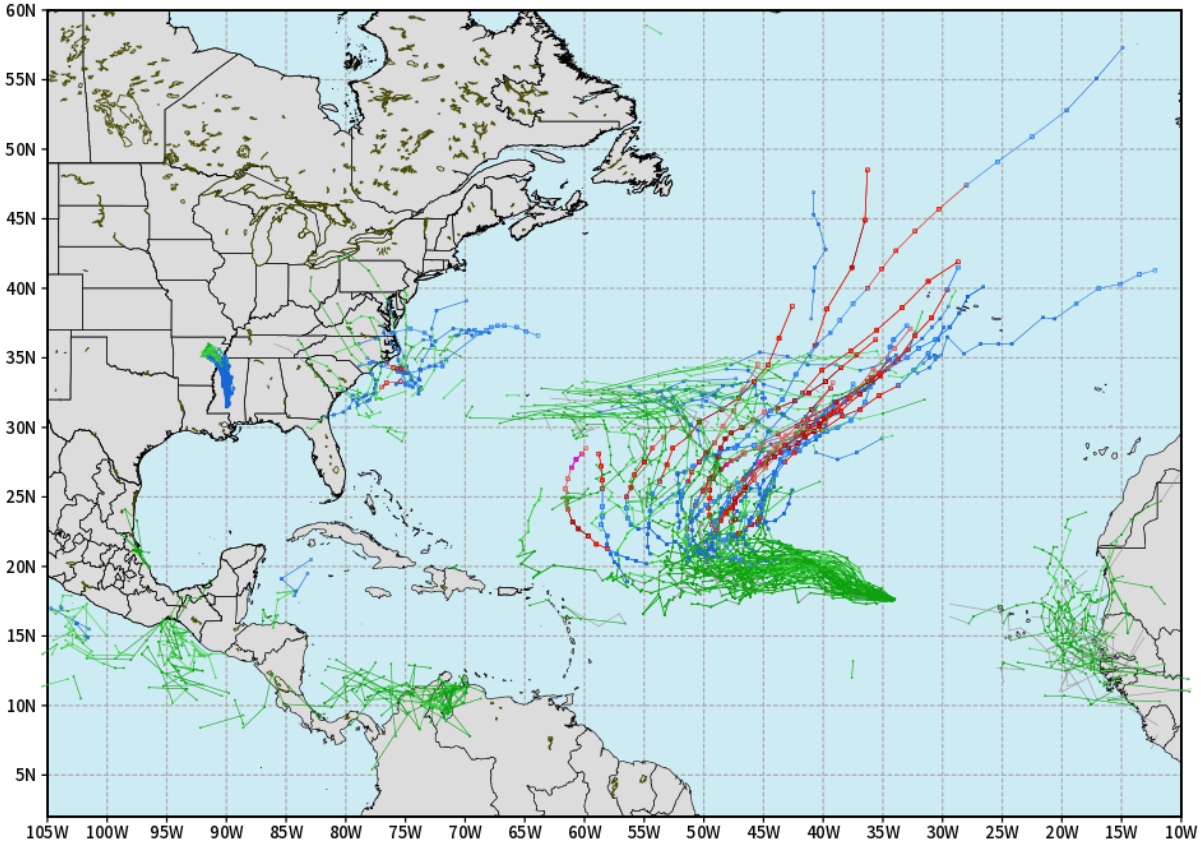
Houston Pilots Tropical Update



European Model Next 10 Days - Tropical Tracks

ECMWF ATLANTIC EPS Cyclone Locations --> Next [10-days]
INIT: 12Z12SEP2024 --> UNTIL 12Z22SEP2024

- o-o ENSEMBLE MEAN
- o-o 1000 - 1010 hPa
- o-o 980 - 999 hPa
- o-o 960 - 979 hPa
- o-o 950 - 959 hPa
- o-o < 950 hPa



weathermodels.com

Tropical development is possible in the Atlantic Ocean within the next 7 days. Currently, we are not favoring any impacts to HOU.

Houston Pilots Visibility Chart (miles)



Forecast Confidence



Visibility	Thu 11 pm	Fri 12 am	Fri 1 am	Fri 2 am	Fri 3 am	Fri 4 am	Fri 5 am	Fri 6 am	Fri 7 am	Fri 8 am	Fri 9 am	Fri 10 am	Fri 11 am	Fri 12 pm	Fri 1 pm	Fri 2 pm	Fri 3 pm	Fri 4 pm	Fri 5 pm	Fri 6 pm	Fri 7 pm	Fri 8 pm	Fri 9 pm	Fri 10 pm
Houston Pilots N - 610 Bridge	10	10	10	10	10	10	10	9	9	7.9	6.9	10	10	10	10	10	10	10	10	10	10	10	10	
Houston Pilots M - Kinder 1	10	10	10	10	10	10	10	9	7.9	7.9	6.9	10	10	10	10	10	10	10	10	10	10	10	10	
Houston Pilots L - Greens Bayou	10	10	10	10	10	10	10	7.9	7.9	6.9	6.9	10	10	10	10	10	10	10	10	10	10	10	10	
Houston Pilots K - Shell Crude	10	10	10	10	10	10	10	9	7.9	6.9	6.9	10	10	10	10	10	10	10	10	10	10	10	10	
Houston Pilots J - Lynchburg Ferries	10	10	10	10	10	10	10	7.9	7.9	6.9	6.9	10	10	10	10	10	10	10	10	10	10	10	10	
Houston Pilots I - Exxon 3	10	10	10	10	10	10	10	7.9	7.9	6.9	6.9	10	10	10	10	10	10	10	10	10	10	10	10	
Houston Pilots H - Morgans Point	10	10	10	10	10	10	10	10	10	7.9	6.9	10	10	10	10	10	10	10	10	10	10	10	10	
Houston Pilots G - 75/76	10	10	10	10	10	10	10	10	10	10	6.9	10	10	10	10	10	10	10	9	9	7.9	7.9	9	
Houston Pilots F - 63/64	10	10	10	10	10	10	10	10	10	10	6.9	10	10	10	10	10	10	10	6.9	9	6.9	6.9	9	
Houston Pilots E - 51/52	10	10	10	10	10	10	10	10	10	10	10	10	10	10	10	10	10	10	5.9	6.9	6.9	6.9	9	
Houston Pilots D - 37/38	10	10	10	10	10	10	10	10	10	10	10	10	10	10	10	10	10	9	5.9	6.9	5.9	5.9	9	
Houston Pilots C - 25/26	9	10	10	10	10	10	10	9	7.9	10	4.9	9	10	10	10	10	10	9	3.9	5.9	5.9	5.9	9	
Houston Pilots B - 11/12	9	10	10	10	10	10	10	9	10	10	10	9	10	10	10	10	7.9	7.9	3.9	5.9	5.9	5.9	10	
Houston Pilots A - 1 & 2 Bravo	9	10	10	10	10	10	10	10	10	10	10	10	10	10	10	10	10	10	6.9	6.9	6.9	6.9	10	

NOTE: This is automated data that may/may not agree with the official BAM thinking that's found on the daily slides or special visibility report slides. This data should be used as a guide only

Houston Pilots Wind Chart



Forecast Confidence

Above Normal Below Normal

Sustained wind 10 Knots

Gusts 15 Knots

Wind from the SE

Example

10

15

↙

Wind	Thu 11 pm	Fri 12 am	Fri 1 am	Fri 2 am	Fri 3 am	Fri 4 am	Fri 5 am	Fri 6 am	Fri 7 am	Fri 8 am	Fri 9 am	Fri 10 am	Fri 11 am	Fri 12 pm	Fri 1 pm	Fri 2 pm	Fri 3 pm	Fri 4 pm	Fri 5 pm	Fri 6 pm	Fri 7 pm	Fri 8 pm	Fri 9 pm	Fri 10 pm
Houston Pilots N - 610 Bridge	3 7 ↘	2 6 ↘	2 5 ↘	2 5 ↘	1 5 ↘	1 5 ↘	2 6 ↘	1 5 ↘	1 5 ↘	2 5 ↘	1 5 ↘	2 5 ↘	2 6 ↘	3 7 ↘	3 7 ↘	3 9 ↘	3 9 ↘	3 9 ↘	3 9 ↘	3 9 ↘	5 9 ↘	5 9 ↘	5 9 ↘	5 9 ↘
Houston Pilots M - Kinder 1	3 7 ↘	2 6 ↘	2 5 ↘	2 5 ↘	1 5 ↘	1 5 ↘	2 5 ↘	1 5 ↘	1 5 ↘	2 5 ↘	2 5 ↘	2 5 ↘	2 6 ↘	3 7 ↘	3 7 ↘	3 9 ↘	3 9 ↘	3 9 ↘	3 9 ↘	3 9 ↘	5 9 ↘	5 9 ↘	5 9 ↘	5 9 ↘
Houston Pilots L - Greens Bayou	2 7 ↘	2 5 ↘	2 5 ↘	2 5 ↘	1 5 ↘	1 5 ↘	1 5 ↘	1 5 ↘	1 5 ↘	2 5 ↘	1 5 ↘	2 5 ↘	2 6 ↘	3 7 ↘	3 7 ↘	3 9 ↘	3 9 ↘	3 9 ↘	3 9 ↘	3 9 ↘	5 9 ↘	5 9 ↘	5 9 ↘	5 9 ↘
Houston Pilots K - Shell Crude	2 7 ↘	2 5 ↘	2 5 ↘	2 5 ↘	1 5 ↘	1 5 ↘	1 5 ↘	1 5 ↘	1 5 ↘	2 5 ↘	2 5 ↘	2 5 ↘	2 6 ↘	3 7 ↘	3 7 ↘	3 8 ↘	3 8 ↘	3 9 ↘	3 9 ↘	5 9 ↘	5 9 ↘	5 9 ↘	5 9 ↘	5 9 ↘
Houston Pilots J - Lynchburg Ferries	2 6 ↘	2 5 ↘	1 5 ↘	1 5 ↘	1 5 ↘	1 5 ↘	1 5 ↘	1 5 ↘	1 5 ↘	1 5 ↘	1 5 ↘	1 5 ↘	2 6 ↘	2 7 ↘	3 7 ↘	3 8 ↘	3 8 ↘	3 8 ↘	3 9 ↘	3 9 ↘	5 9 ↘	5 9 ↘	5 9 ↘	5 9 ↘
Houston Pilots I - Exxon 3	6 7 ↘	5 7 ↘	5 7 ↘	5 7 ↘	3 6 ↘	3 6 ↘	3 7 ↘	3 6 ↘	3 6 ↘	3 6 ↘	3 6 ↘	3 6 ↘	3 7 ↘	3 7 ↘	3 8 ↘	5 9 ↘	6 10 ↘	6 10 ↘	6 12 ↘	6 12 ↘	7 12 ↘	8 12 ↘	8 12 ↘	8 13 ↘
Houston Pilots H - Morgans Point	6 7 ↘	5 7 ↘	5 7 ↘	5 7 ↘	3 6 ↘	3 6 ↘	3 7 ↘	3 6 ↘	3 6 ↘	3 6 ↘	3 6 ↘	3 6 ↘	3 7 ↘	3 7 ↘	3 7 ↘	5 9 ↘	5 9 ↘	6 10 ↘	6 12 ↘	6 12 ↘	8 12 ↘	8 12 ↘	8 12 ↘	8 13 ↘
Houston Pilots G - 75/76	6 8 ↘	6 8 ↘	6 8 ↘	6 8 ↘	6 7 ↘	5 7 ↘	5 7 ↘	5 7 ↘	5 7 ↘	6 7 ↘	5 7 ↘	5 7 ↘	3 7 ↘	3 7 ↘	3 7 ↘	3 9 ↘	5 9 ↘	5 10 ↘	6 12 ↘	6 13 ↘	7 13 ↘	8 13 ↘	8 13 ↘	9 14 ↘
Houston Pilots F - 63/64	6 8 ↘	6 8 ↘	6 8 ↘	6 8 ↘	6 7 ↘	5 7 ↘	5 7 ↘	5 7 ↘	5 7 ↘	6 7 ↘	5 7 ↘	5 7 ↘	3 7 ↘	3 7 ↘	3 7 ↘	3 8 ↘	3 9 ↘	5 10 ↘	6 12 ↘	6 13 ↘	8 13 ↘	8 13 ↘	8 13 ↘	9 14 ↘
Houston Pilots E - 51/52	6 8 ↘	6 8 ↘	6 8 ↘	6 8 ↘	5 7 ↘	5 7 ↘	5 7 ↘	5 7 ↘	5 7 ↘	6 7 ↘	5 7 ↘	5 7 ↘	3 7 ↘	3 7 ↘	3 7 ↘	3 8 ↘	3 8 ↘	5 10 ↘	6 12 ↘	6 12 ↘	8 13 ↘	8 13 ↘	8 13 ↘	8 14 ↘
Houston Pilots D - 37/38	6 8 ↘	6 8 ↘	6 8 ↘	6 8 ↘	5 7 ↘	5 7 ↘	5 7 ↘	5 7 ↘	5 7 ↘	5 7 ↘	5 7 ↘	5 7 ↘	3 7 ↘	3 7 ↘	3 7 ↘	3 8 ↘	3 8 ↘	5 10 ↘	6 12 ↘	6 12 ↘	8 13 ↘	8 13 ↘	8 13 ↘	8 13 ↘
Houston Pilots C - 25/26	6 8 ↘	6 8 ↘	6 8 ↘	6 7 ↘	5 7 ↘	5 7 ↘	5 7 ↘	5 7 ↘	5 7 ↘	5 7 ↘	5 7 ↘	5 7 ↘	3 7 ↘	3 7 ↘	3 7 ↘	3 8 ↘	3 8 ↘	5 12 ↘	6 12 ↘	6 12 ↘	7 13 ↘	8 13 ↘	8 13 ↘	8 13 ↘
Houston Pilots B - 11/12	5 8 ↘	5 8 ↘	3 7 ↘	3 7 ↘	3 7 ↘	3 7 ↘	3 7 ↘	3 7 ↘	3 7 ↘	3 8 ↘	5 7 ↘	5 7 ↘	3 7 ↘	3 7 ↘	3 7 ↘	3 8 ↘	5 8 ↘	5 10 ↘	6 10 ↘	6 10 ↘	7 12 ↘	7 12 ↘	7 12 ↘	7 13 ↘
Houston Pilots A - 1 & 2 Bravo	6 9 ↘	6 9 ↘	6 8 ↘	6 8 ↘	6 8 ↘	6 8 ↘	6 7 ↘	6 8 ↘	6 8 ↘	6 8 ↘	6 8 ↘	6 8 ↘	6 9 ↘	6 9 ↘	5 7 ↘	3 8 ↘	3 8 ↘	5 8 ↘	6 9 ↘	6 10 ↘	7 10 ↘	8 12 ↘	8 13 ↘	8 13 ↘

NOTE: This is automated data that may/may not agree with the official BAM thinking that's found on the daily slides. This data should be used as a guide only.

Houston Pilots: FRI. 9/13/2024



Forecast Discussion

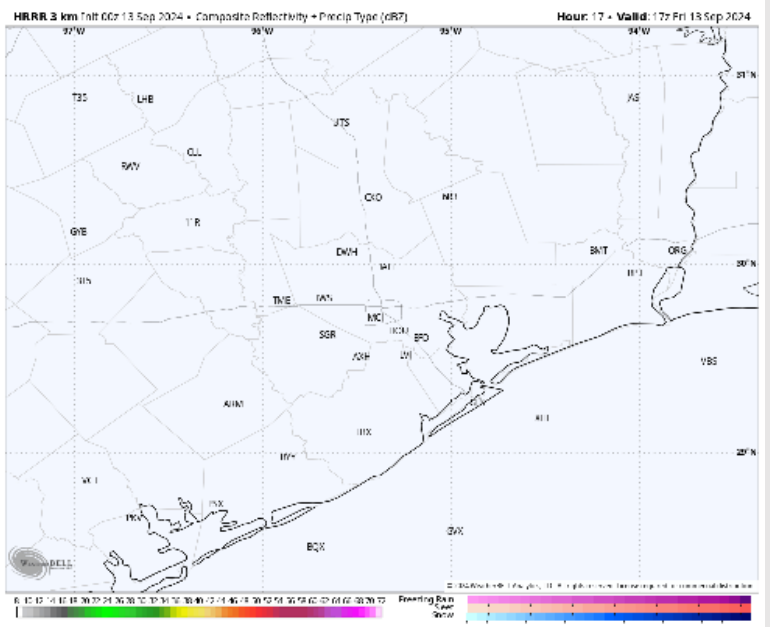
Precip: Favoring dry conditions for today.

Wind: Winds will be generally out of the W/SW through most of the day, becoming variable at times. **N of Morgan's Point:** Winds at 2-8 kts throughout the day. **S of Morgan's Point:** Winds will be 2-7 kts through 4 PM before slightly increasing to 5-10 kts the rest of the day.

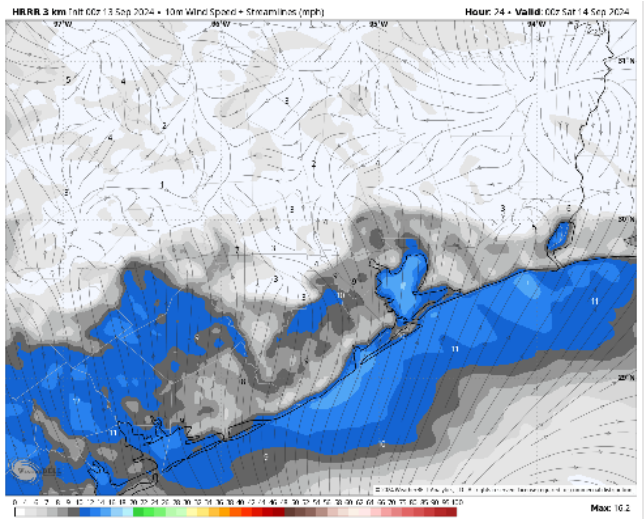
High Temps: **N of Morgan's Point:** Low 90s F. **S of Morgan's Point:** Mid to upper 80s F.

Visibility: Low-end fog potential will be possible for stations N of Exxon 3 between 3 – 8 AM. Not favoring widespread as better potential is N of Houston Metro.

Precip Image: 12 PM CT

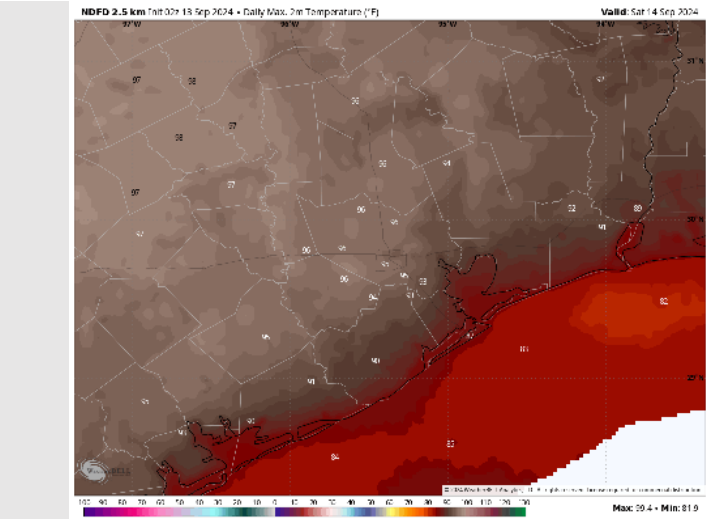


Wind Speed



7 PM CT

High Temps Today



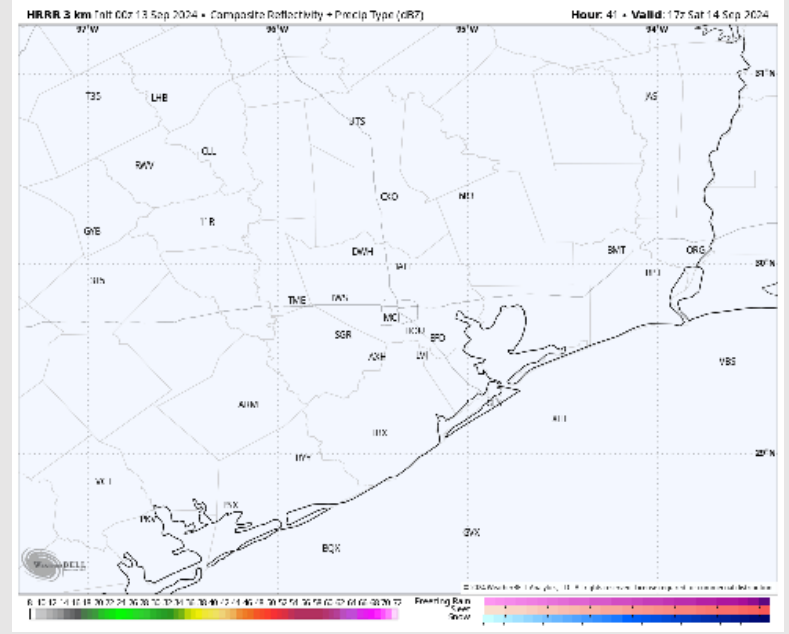
High Temps Today

Houston Pilots: SAT. 9/14/2024

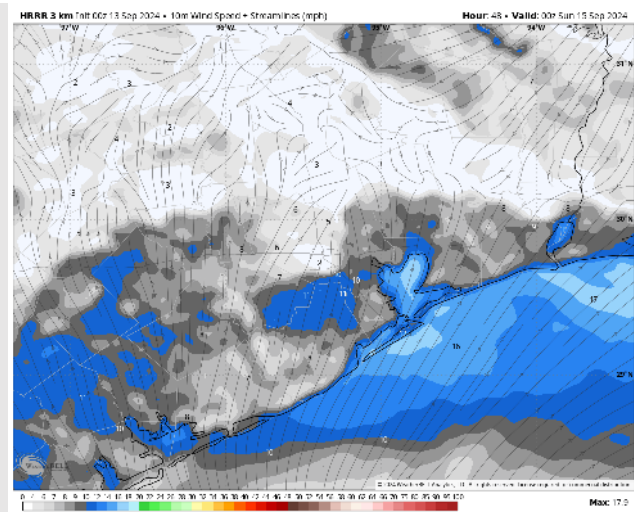
Forecast Discussion

- Precip:** Favoring dry conditions for Saturday.
- Wind:** Winds will be out of the SW throughout the day Saturday.
N of Morgan's Point: Winds will be at 3-7 kts throughout the day.
S of Morgan's Point: Winds will be at 7-12 kts through 7PM before a slight increase to 10-15 kts for the rest of the night.
- High Temps:** **N of Morgan's Point:** Mid 90s F. **S of Morgan's Point:** Mid to upper 80s F.
- Visibility:** Monitor a low-end threat of isolated pockets of fog for station N of Morgans point between 1AM – 7AM SAT AM.

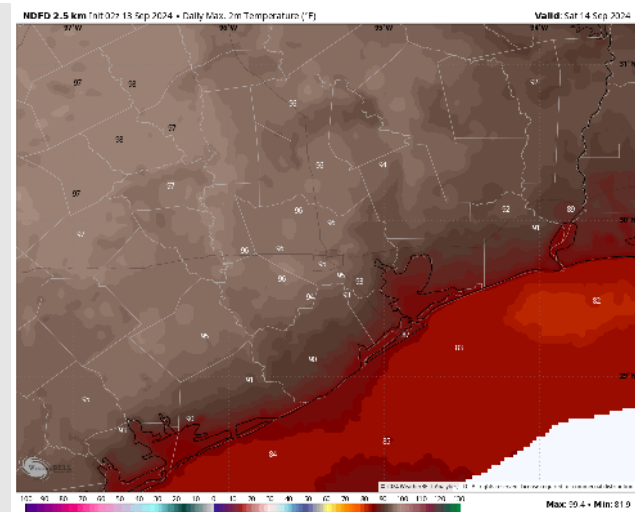
Precip Image: 12 PM CT



Wind Speed:
7 PM CT



High Temps
Saturday



Houston Pilots: SUN. 9/15/2024



Forecast Discussion

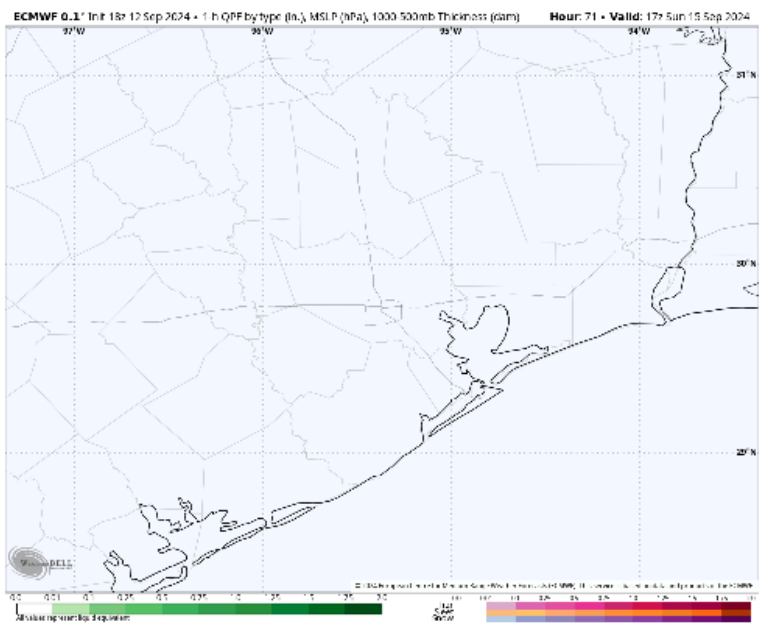
Precip: Favoring dry conditions throughout the day on Sunday.

Wind: Winds will be generally out of the SW throughout the day Sunday. **N of Morgan's Point:** Winds will be sustained at 3-8 kts throughout Sunday. **S of Morgan's Point:** Winds will be sustained at 6-11 kts throughout the day.

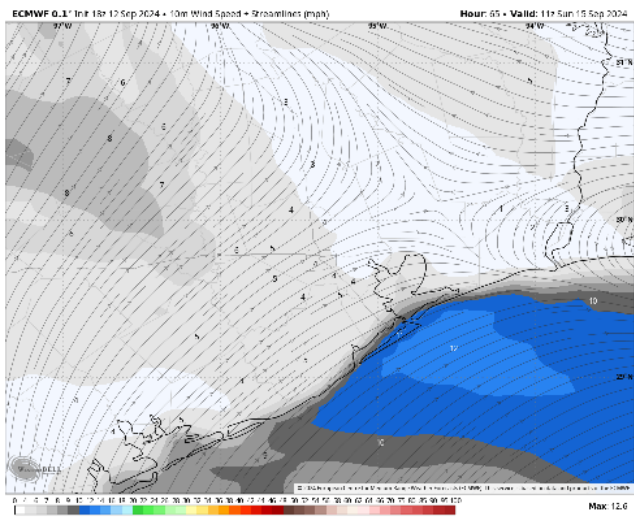
High Temps: **N of Morgan's Point:** Mid/Low 90s F. **S of Morgan's Point:** Upper 80s F

Visibility: Not anticipating any visibility concerns for Sunday.

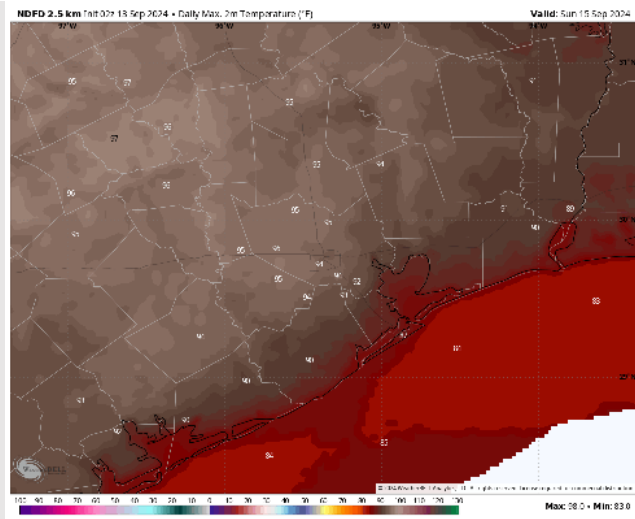
Precip Image: 12 PM CT



Wind Speed:
6 AM CT

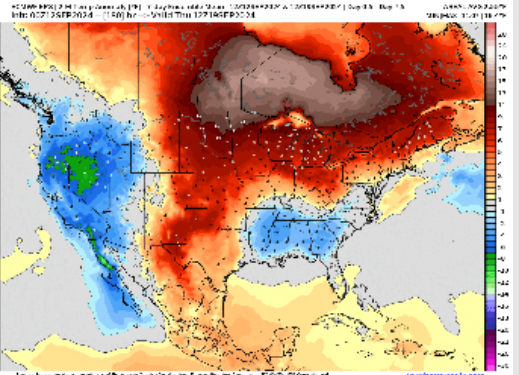


High Temps
Sunday

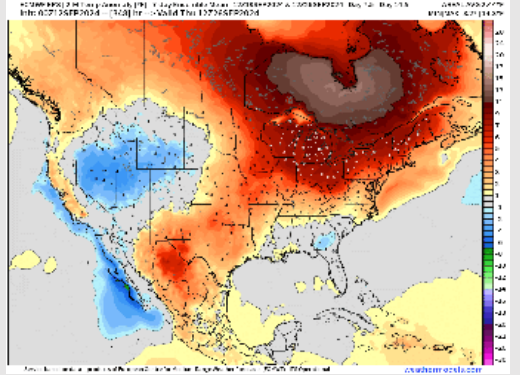


Houston Pilots: 9/13/24

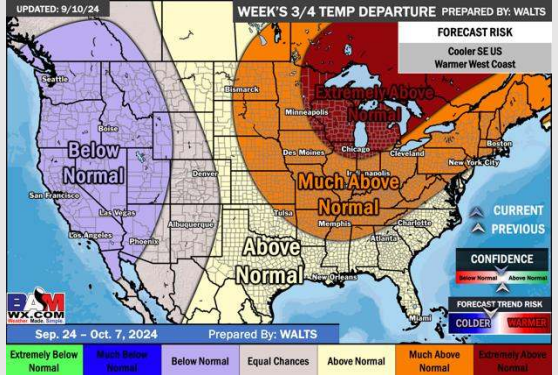
Next 7 Day Temperature Departure



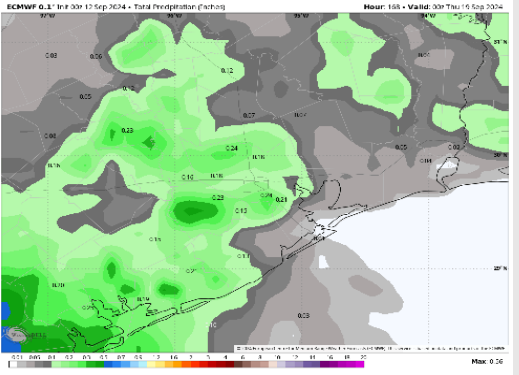
8-14 Day Temperature Departure



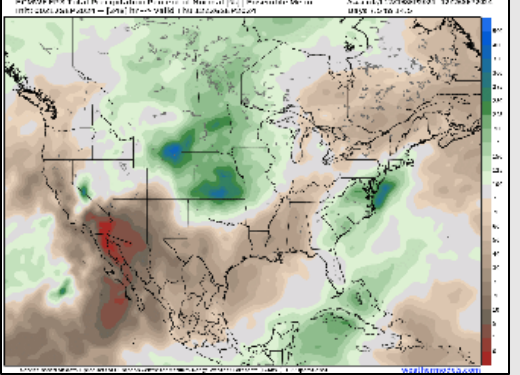
15-30 Day Temperature Departure



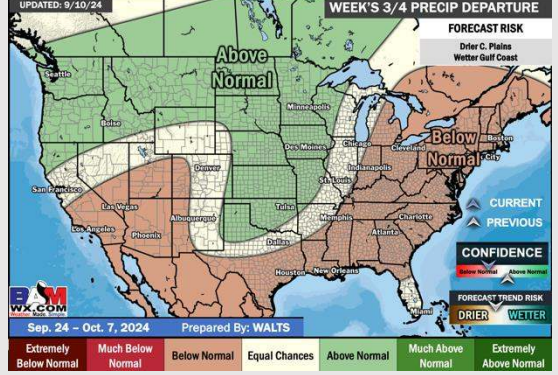
Next 7 Day Total Precipitation



8-14 Day % of Average Precip.



15-30 Day % of Average Precip.



- Temps are expected to be above normal for the week 1 timeframe. Favoring much drier conditions for the week 1 timeframe with a few isolated showers towards the start of next week.
- Slightly above normal temperatures are favored for week 2 with below normal rain chances. Tropical activity threats for late Week 1 / early Week 2 and beyond will continue to be monitored.
- Above normal temperatures and below normal precipitation chances are expected for the weeks 3/4 timeframe.