

Houston Pilots Forecast Package



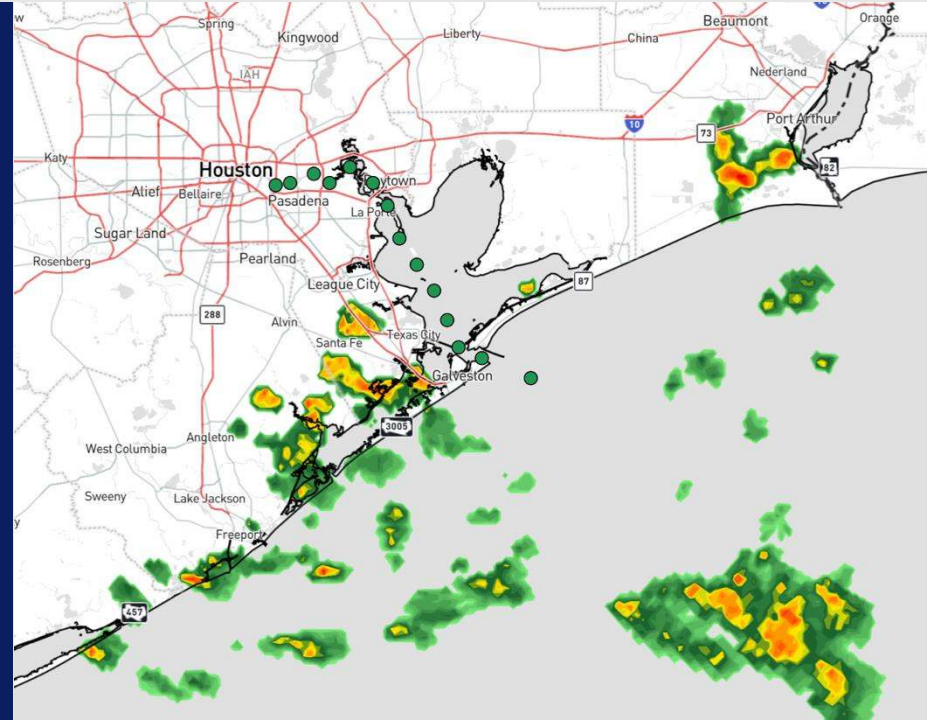
Updated: 10:45 PM CT

Friday, August 30, 2024

Forecaster: Xander Lowry

Weather Headlines

- Frequent periods of downpours / storms favored through weekend, with **~25 - 45 kt gusts in play.**
- Monitoring a tropical wave as it works towards the Caribbean. Check tropical slides for more info.
- Not favoring any fog risks over the next few days.



Current Radar: 10:40 PM CT



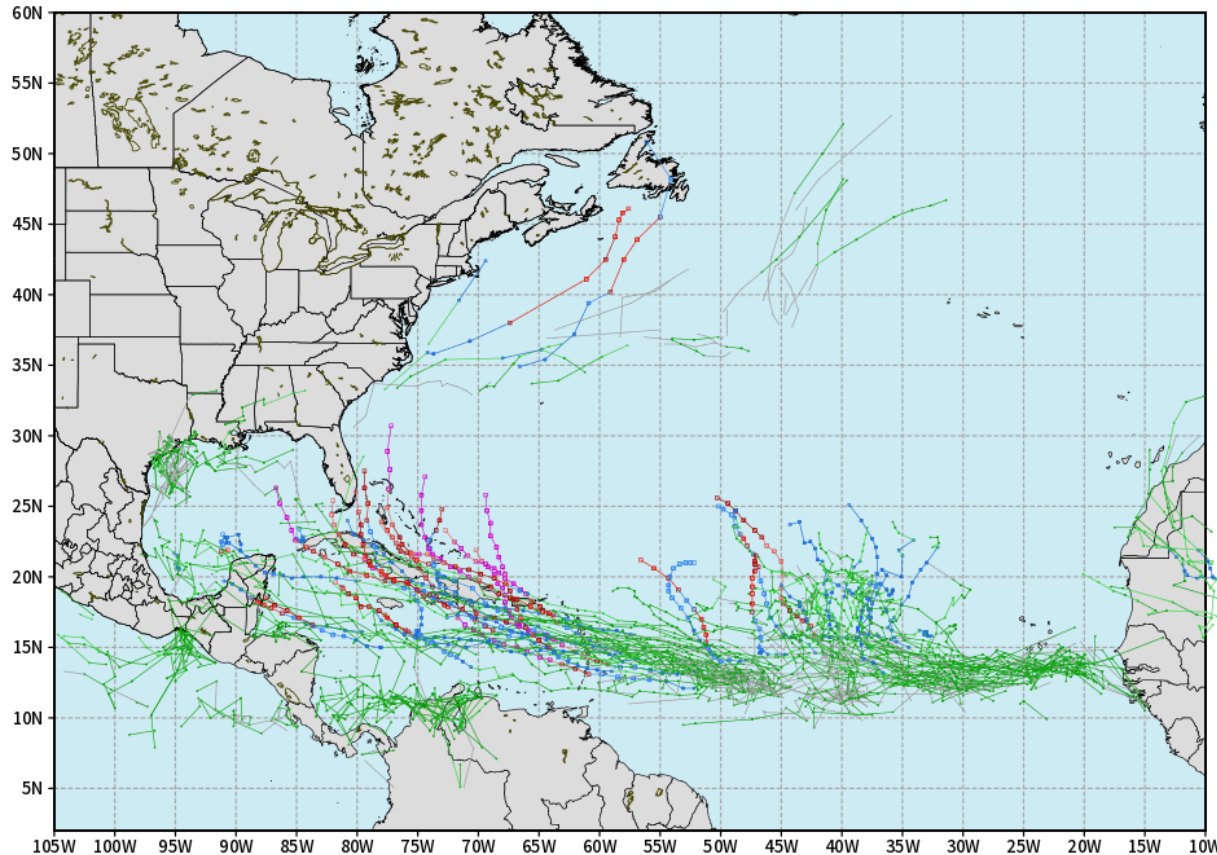
As always, please do not hesitate to reach out to us with any forecast questions via the chat option on Clarity or our on-call number, **(317)-560-8122** press 1 for forecast questions.

Houston Pilots Tropical Update

European Model Next 10 Days - Tropical Tracks

ECMWF ATLANTIC EPS Cyclone Locations --> Next [10-days]
INIT: 12Z29AUG2024 --> UNTIL 12Z08SEP2024

o-o ENSEMBLE MEAN
o-o 1000 - 1010 hPa
o-o 980 - 999 hPa
o-o 960 - 979 hPa
o-o 950 - 959 hPa
o-o < 950 hPa



weathermodels.com

Monitoring very low-end potential for storm development in the Gulf of Mexico for this upcoming weekend, however not favoring any significant threats through at least the next 7 days.

Favoring Tropical System to Develop E of the Lesser Antilles middle next week.

Houston Pilots Tropical Update

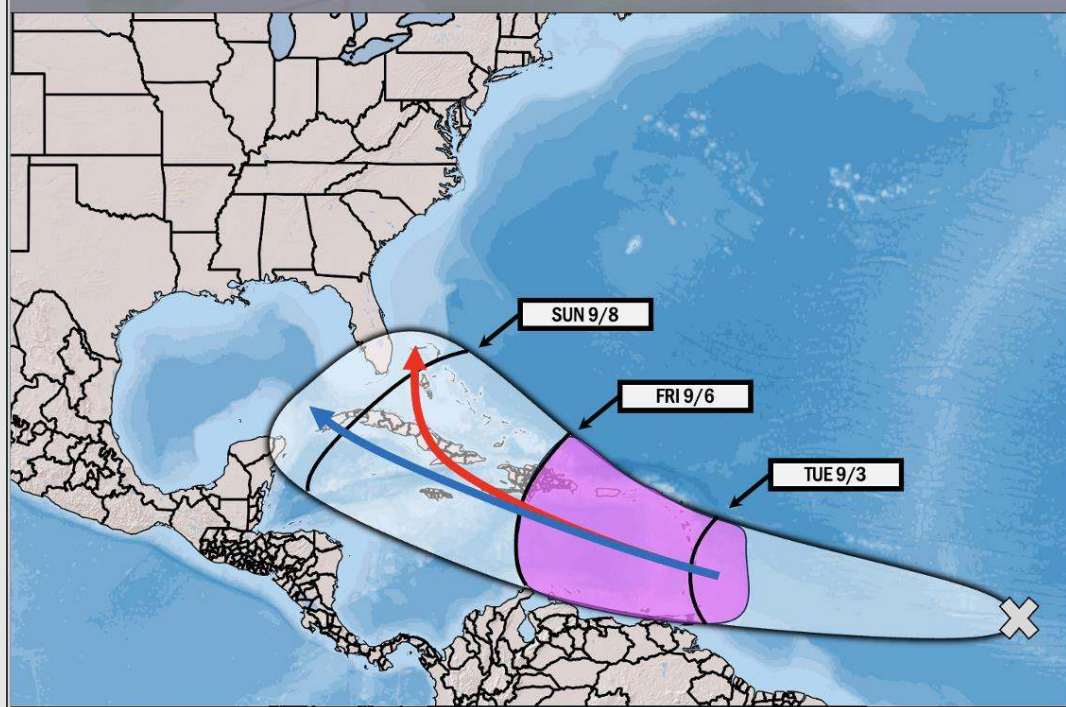


Potential Francine?

TROPICAL INSIGHT

10:40 PM ET Thursday August 29, 2024

Forecaster: Lowry



TIMING: August 29th – September 8th

FORECAST NOTES:

- ✓ Tracking general progression of tropical wave above!
- ✓ Area in purple is area where formation chances are highest!
- ✓ Red Arrow: Faster formation and quicker recurve solution
- ✓ Blue Arrow: Slower formation and progression into Gulf



Houston Pilots Visibility Chart (miles)



Forecast Confidence



Visibility	Fri 12 am	Fri 1 am	Fri 2 am	Fri 3 am	Fri 4 am	Fri 5 am	Fri 6 am	Fri 7 am	Fri 8 am	Fri 9 am	Fri 10 am	Fri 11 am	Fri 12 pm	Fri 1 pm	Fri 2 pm	Fri 3 pm	Fri 4 pm	Fri 5 pm	Fri 6 pm	Fri 7 pm	Fri 8 pm	Fri 9 pm	Fri 10 pm	Fri 11 pm
Houston Pilots N - 610 Bridge	10.1	10.1	10.1	10.1	10.1	10.1	10.1	10.1	7.9	9	7.9	9	7.9	10.1	9	9	7.9	7.9	7.9	10.1	10.1	10.1	10.1	10.1
Houston Pilots M - Kinder 1	10.1	10.1	10.1	10.1	10.1	10.1	10.1	10.1	7.9	9	7.9	9	7.9	10.1	9	9	7.9	7.9	7.9	9	10.1	10.1	10.1	10.1
Houston Pilots L - Greens Bayou	10.1	10.1	10.1	7.9	10.1	6.9	10.1	10.1	7.9	7.9	7.9	7.9	7.9	9	9	9	7.9	6.9	7.9	9	10.1	10.1	10.1	10.1
Houston Pilots K - Shell Crude	10.1	10.1	10.1	7.9	10.1	6.9	10.1	10.1	7.9	9	7.9	7.9	7.9	9	9	9	7.9	6.9	7.9	9	10.1	10.1	10.1	10.1
Houston Pilots J - Lynchburg Ferries	10.1	10.1	9	6.9	10.1	6.9	10.1	10.1	7.9	7.9	6.9	7.9	7.9	9	9	9	7.9	6.9	7.9	9	10.1	10.1	10.1	10.1
Houston Pilots I - Exxon 3	10.1	10.1	9	6.9	10.1	6.9	10.1	10.1	7.9	7.9	6.9	7.9	7.9	9	9	7.9	6.9	6.9	7.9	7.9	9	9	10.1	10.1
Houston Pilots H - Morgans Point	10.1	10.1	9	6.9	6.9	6.9	10.1	10.1	6.9	7.9	6.9	7.9	6.9	6.9	6.9	7.9	6.9	6.9	6.9	7.9	7.9	9	10.1	10.1
Houston Pilots G - 75/76	6.9	9	6.9	6.9	3.9	6.9	7.9	10.1	6.9	6.9	6.9	6.9	6.9	6.9	5.9	6.9	5.9	4.9	4.9	4.9	5.9	6.9	9	9
Houston Pilots F - 63/64	6.9	6.9	6.9	4.9	3.9	4.9	7.9	7.9	6.9	6.9	6.9	6.9	6.9	6.9	5.9	5.9	4.9	4.9	4.9	4.9	5.9	5.9	9	9
Houston Pilots E - 51/52	6.9	6.9	6.9	4.9	4.9	4.9	5.9	6.9	6.9	6.9	6.9	6.9	6.9	5.9	5.9	5.9	4.9	4.9	4.9	4.9	4.9	5.9	9	9
Houston Pilots D - 37/38	6.9	6.9	6.9	4.9	5.9	4.9	4.9	6.9	6.9	6.9	5.9	6.9	5.9	5.9	5.9	5.9	4.9	4.9	4.9	4.9	4.9	5.9	9	9
Houston Pilots C - 25/26	6.9	5.9	6.9	4.9	6.9	4.9	4.9	6.9	6.9	6.9	5.9	6.9	5.9	5.9	5.9	5.9	4.9	4.9	4.9	4.9	4.9	5.9	12	12
Houston Pilots B - 11/12	6.9	5.9	6.9	4.9	6.9	4.9	4.9	6.9	6.9	6.9	5.9	6.9	6.9	5.9	5.9	5.9	4.9	4.9	4.9	4.9	4.9	4.9	12	12
Houston Pilots A - 1 & 2 Bravo	6.9	6.9	10.1	6.9	10.1	5.9	5.9	6.9	7.9	6.9	5.9	5.9	6.9	5.9	5.9	4.9	4.9	4.9	4.9	4.9	4.9	4.9	12	12

NOTE: This is automated data that may/may not agree with the official BAM thinking that's found on the daily slides or special visibility report slides. This data should be used as a guide only

Houston Pilots Wind Chart



Sustained wind 10 Knots

Gusts 15 Knots

Wind from the SE

Example

10

15

↙

Wind	Fri 12 am	Fri 1 am	Fri 2 am	Fri 3 am	Fri 4 am	Fri 5 am	Fri 6 am	Fri 7 am	Fri 8 am	Fri 9 am	Fri 10 am	Fri 11 am	Fri 12 pm	Fri 1 pm	Fri 2 pm	Fri 3 pm	Fri 4 pm	Fri 5 pm	Fri 6 pm	Fri 7 pm	Fri 8 pm	Fri 9 pm	Fri 10 pm	Fri 11 pm
Houston Pilots N - 610 Bridge	6 12 ←	5 10 ←	5 10 ←	3 9 ←	3 8 ←	3 8 ←	3 8 ←	3 9 ←	5 10 ←	6 12 ←	6 13 ←	6 13 ←	6 14 ←	7 14 ←	7 14 ←	7 15 ←	8 15 ←	8 15 ←	8 15 ←	7 15 ←	7 14 ←	6 12 ←	5 10 ←	5 9 ←
Houston Pilots M - Kinder 1	6 12 ←	5 10 ←	5 10 ←	3 9 ←	3 8 ←	3 8 ←	3 8 ←	3 9 ←	5 10 ←	5 12 ←	6 13 ←	6 13 ←	6 14 ←	7 14 ←	7 14 ←	8 15 ←	8 15 ←	8 15 ←	8 15 ←	7 15 ←	7 14 ←	6 12 ←	5 10 ←	5 9 ←
Houston Pilots L - Greens Bayou	5 12 ←	5 10 ←	5 10 ←	3 9 ←	3 8 ←	3 8 ←	3 8 ←	3 9 ←	5 10 ←	5 12 ←	6 13 ←	6 13 ←	6 14 ←	7 14 ←	7 14 ←	8 15 ←	8 15 ←	8 15 ←	8 15 ←	7 15 ←	6 13 ←	6 12 ←	5 10 ←	3 9 ←
Houston Pilots K - Shell Crude	5 12 ←	5 10 ←	5 10 ←	3 9 ←	3 8 ←	3 8 ←	3 8 ←	3 9 ←	5 10 ←	5 12 ←	6 13 ←	6 13 ←	6 14 ←	7 14 ←	7 14 ←	8 15 ←	8 15 ←	8 15 ←	8 15 ←	7 14 ←	6 13 ←	6 12 ←	5 10 ←	3 9 ←
Houston Pilots J - Lynchburg Ferries	5 10 ←	3 10 ←	3 9 ←	3 9 ←	3 8 ←	3 8 ←	3 8 ←	3 9 ←	5 10 ←	5 12 ←	6 13 ←	6 13 ←	6 14 ←	6 14 ←	7 14 ←	7 14 ←	8 15 ←	8 15 ←	7 15 ←	7 14 ←	6 13 ←	5 12 ←	3 10 ←	3 9 ←
Houston Pilots I - Exxon 3	9 14 ←	9 14 ←	9 13 ←	8 12 ←	8 12 ←	7 10 ←	7 10 ←	8 12 ←	8 12 ←	8 13 ←	8 13 ←	8 14 ←	8 14 ←	8 15 ←	9 15 ←	10 16 ←	10 17 ←	10 17 ←	10 16 ←	10 15 ←	9 15 ←	8 14 ←	8 13 ←	8 12 ←
Houston Pilots H - Morgans Point	10 14 ←	9 14 ←	9 14 ←	8 13 ←	8 12 ←	7 10 ←	7 10 ←	7 10 ←	8 12 ←	8 12 ←	8 13 ←	8 14 ←	8 14 ←	8 15 ←	9 15 ←	10 16 ←	10 17 ←	10 17 ←	10 15 ←	10 15 ←	9 15 ←	8 14 ←	8 13 ←	8 12 ←
Houston Pilots G - 75/76	10 15 ←	10 15 ←	10 15 ←	10 14 ←	9 13 ←	8 13 ←	8 13 ←	8 13 ←	8 13 ←	8 14 ←	8 15 ←	9 15 ←	8 15 ←	8 15 ←	9 15 ←	10 16 ←	10 17 ←	10 17 ←	10 16 ←	10 16 ←	10 15 ←	10 15 ←	9 14 ←	9 13 ←
Houston Pilots F - 63/64	10 15 ←	10 15 ←	10 15 ←	10 14 ←	9 14 ←	8 13 ←	8 13 ←	8 13 ←	8 13 ←	8 14 ←	8 15 ←	9 15 ←	8 15 ←	8 15 ←	9 15 ←	10 16 ←	10 17 ←	10 17 ←	10 16 ←	10 15 ←	10 15 ←	9 14 ←	9 13 ←	9 12 ←
Houston Pilots E - 51/52	12 16 ←	10 15 ←	10 15 ←	10 14 ←	9 14 ←	8 13 ←	8 12 ←	8 12 ←	8 12 ←	8 13 ←	8 13 ←	8 14 ←	8 15 ←	8 15 ←	9 15 ←	9 16 ←	10 16 ←	10 16 ←	10 16 ←	10 15 ←	10 15 ←	9 14 ←	9 13 ←	9 12 ←
Houston Pilots D - 37/38	12 16 ←	10 15 ←	10 15 ←	10 14 ←	9 14 ←	8 13 ←	8 12 ←	8 12 ←	8 12 ←	8 13 ←	8 13 ←	8 14 ←	8 14 ←	8 15 ←	9 15 ←	9 16 ←	10 16 ←	10 16 ←	10 16 ←	10 15 ←	10 15 ←	9 14 ←	9 13 ←	8 12 ←
Houston Pilots C - 25/26	10 16 ←	10 15 ←	10 15 ←	9 14 ←	8 13 ←	8 12 ←	8 12 ←	8 12 ←	7 12 ←	8 13 ←	8 13 ←	8 14 ←	8 14 ←	8 14 ←	9 14 ←	9 15 ←	10 15 ←	10 15 ←	10 15 ←	10 15 ←	10 15 ←	9 14 ←	8 13 ←	8 12 ←
Houston Pilots B - 11/12	10 16 ←	9 15 ←	9 15 ←	8 14 ←	8 14 ←	7 13 ←	7 12 ←	7 12 ←	6 12 ←	8 13 ←	8 13 ←	8 14 ←	8 14 ←	8 15 ←	9 14 ←	9 15 ←	10 15 ←	10 15 ←	10 15 ←	10 15 ←	9 15 ←	8 14 ←	8 13 ←	7 12 ←
Houston Pilots A - 1 & 2 Bravo	13 18 ←	13 17 ←	12 16 ←	10 15 ←	10 15 ←	9 15 ←	9 14 ←	8 13 ←	8 13 ←	8 13 ←	8 14 ←	8 14 ←	8 15 ←	9 15 ←	9 15 ←	10 15 ←	10 16 ←	10 16 ←	10 16 ←	10 16 ←	10 15 ←	10 15 ←	9 14 ←	9 13 ←

NOTE: This is automated data that may/may not agree with the official BAM thinking that's found on the daily slides. This data should be used as a guide only.

Houston Pilots: FRI. 8/30/2024



Forecast Discussion

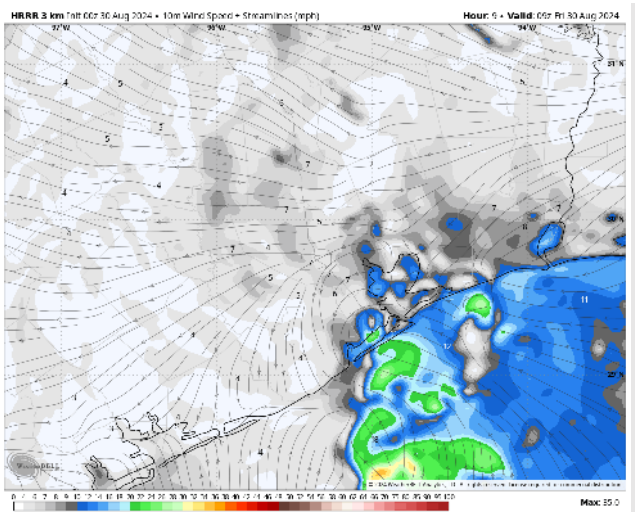
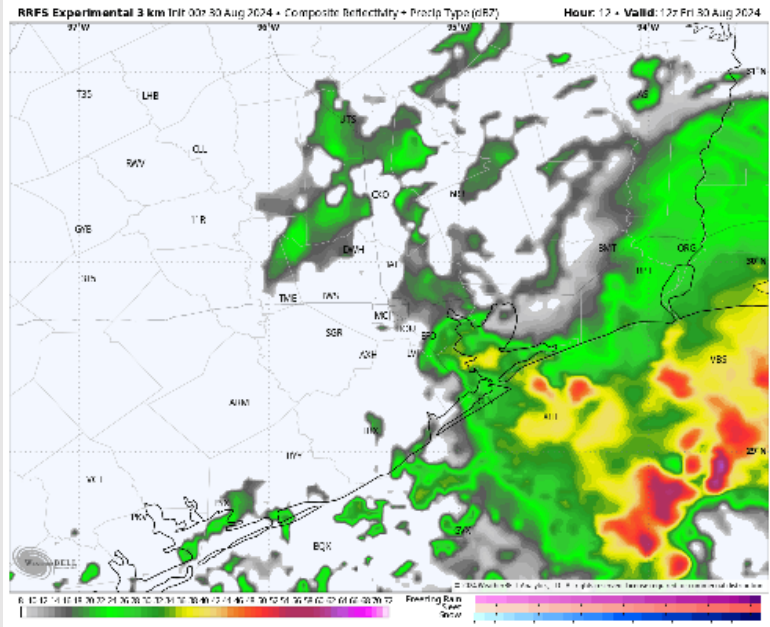
Precip: Favoring scattered showers/storms to be possible from 3AM to 10PM. Greatest timeframe is favored to be between 3AM - 11AM. Severe weather is not favored with these storms, however, **lightning and gusts of 30 - 40 kts will be possible.**

Wind: Winds will range from out of the NE to SE for much of the day, becoming variable at times. **N of Morgan's Point:** Winds will be at 5 - 11 kts throughout the day. **S of Morgan's Point:** Winds will be 12 - 17 kts through 8AM, before winds decrease to 7 - 12 kts for the rest of the day.

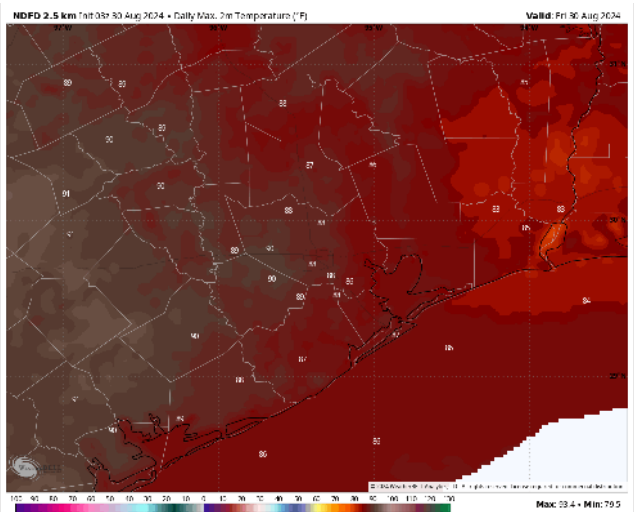
High Temps: **N of Morgan's Point:** Upper 80s. **S of Morgan's Point:** Mid to upper 80s F.

Visibility: Not favoring any fog concerns today, however, heavy downpours will reduce visibilities.

Precip Image: 7 AM CT



Wind Speed:
4 AM CT



High Temps
Today

Houston Pilots: SAT. 8/31/2024



Forecast Discussion

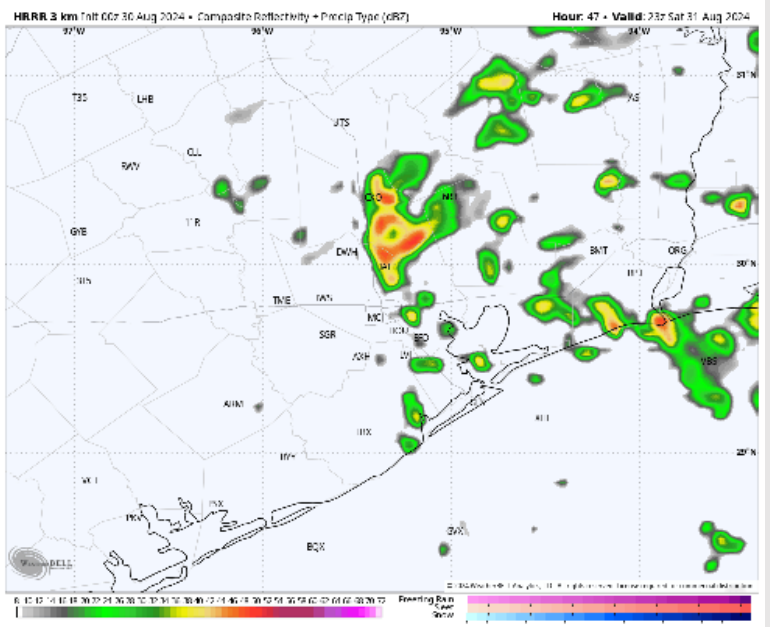
Precip: Scattered (40%) chances of downpours / storms will be possible from 12AM through 8PM, with the greatest coverage expected during the AM hours. **Wind gusts in storms can reach 35 - 45 kts.**

Wind: Winds will be out of the E/SE for much of the day. **N of Morgan's Point:** Winds at 4 - 9 kts throughout the day. **S of Morgan's Point:** Winds at 10 - 15 kts through Saturday.

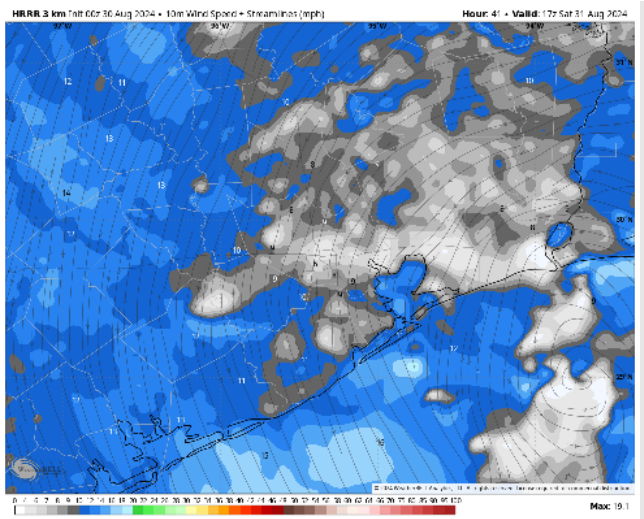
High Temps: **N of Morgan's Point:** Upper 80s F. **S of Morgan's Point:** Mid 80s F.

Visibility: Not anticipating any fog concerns Saturday, however, visibilities can be reduced in heavy downpours.

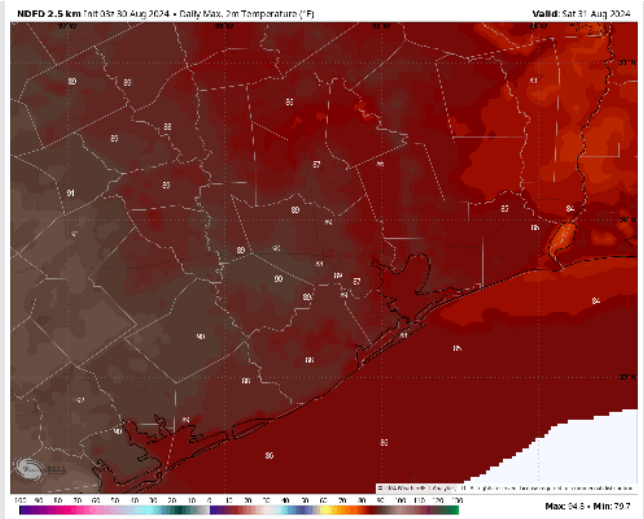
Precip Image: 6 PM CT



Wind Speed:
12 PM CT



High Temps
Saturday



Houston Pilots: SUN. 9/1/2024



Forecast Discussion

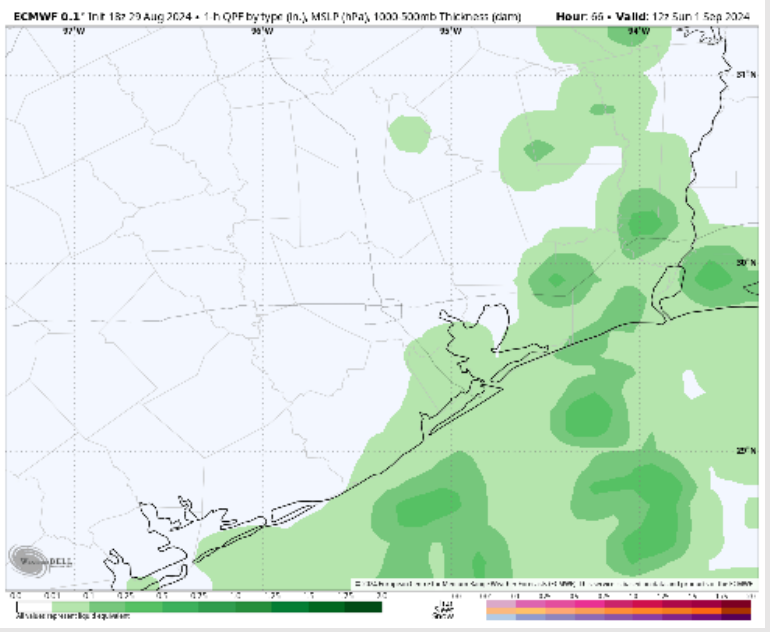
Precip: Showers / storm chances will work in beginning at 6AM and continue throughout the rest of the day. Greatest timeframe favored to be between 6 – 9 AM for widespread showers/storms! **Wind gusts of 30-35 kts will be possible with strongest storms!**

Wind: Winds will be generally out of the E/SE throughout the day on Sunday. **N of Morgan's Point:** Winds at 5 – 10 kts throughout the day. **S of Morgan's Point:** Winds at 4 – 9 kts through 12PM before winds increase to 7 – 12 kts throughout the rest of the day!

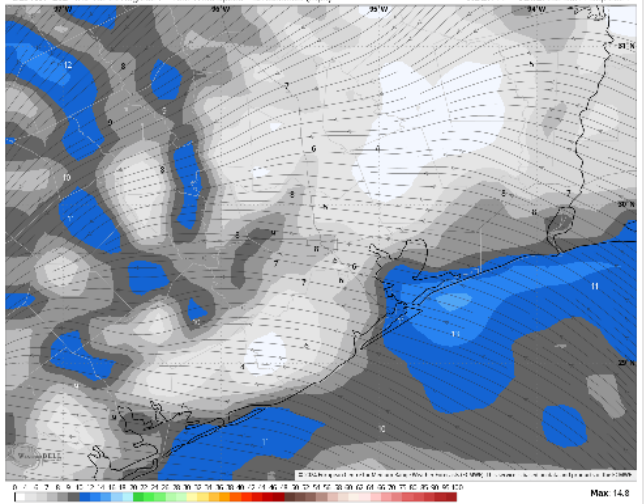
High Temps: **N of Morgan's Point:** Low 90s. **S of Morgan's Point:** Mid 80s F.

Visibility: Not anticipating any fog concerns Sunday, however, reduced visibilities will be possible in heavy downpours.

Precip Image: 7 AM CT

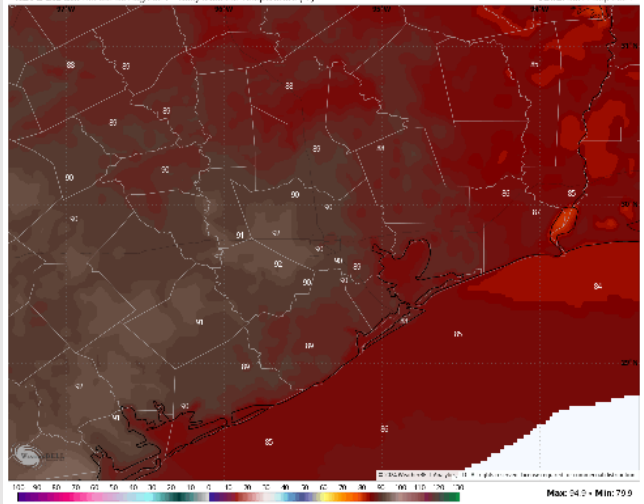


ECMWF 0.1" 1h 18z 29 Aug 2024 • 10m Wind Speed • Streamlines (m/s) Hour: 77 • Valid: 23z Sun 1 Sep 2024



Wind Speed
6 PM CT

NDFD 2.5 km 1h 03z 30 Aug 2024 • Daily Max, 2m Temperature (°F) Valid: Sun 1 Sep 2024

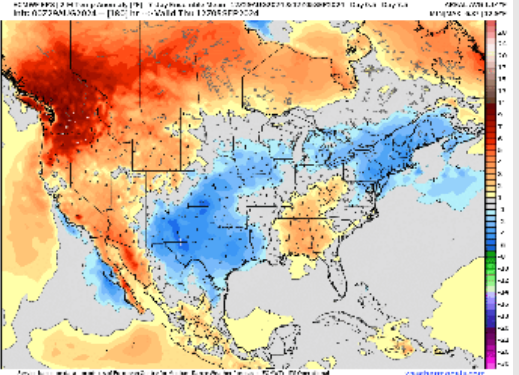


High Temps
Sunday

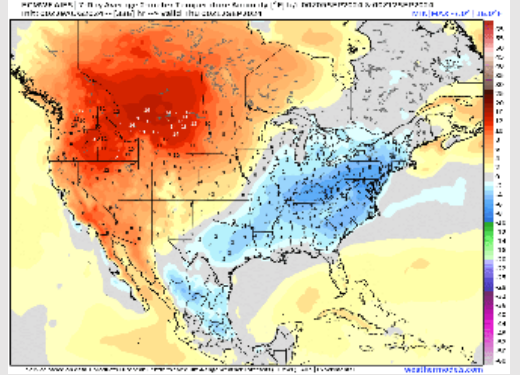
Houston Pilots: 8/30/24



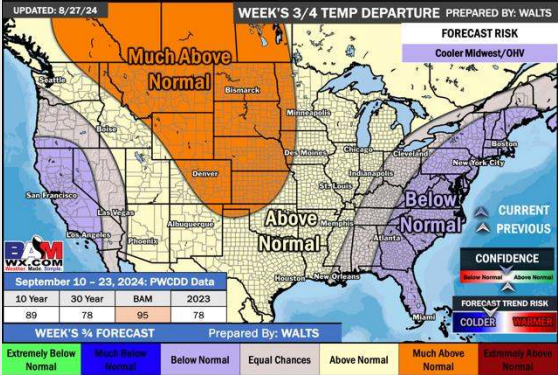
Next 7 Day Temperature Departure



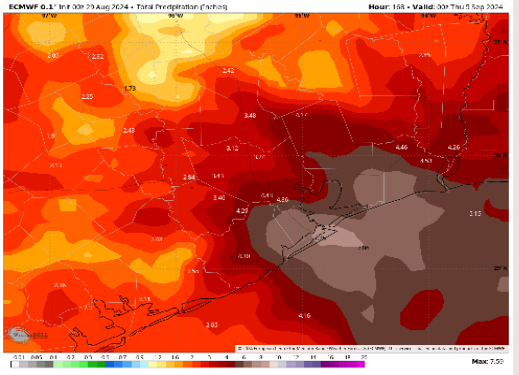
8-14 Day Temperature Departure



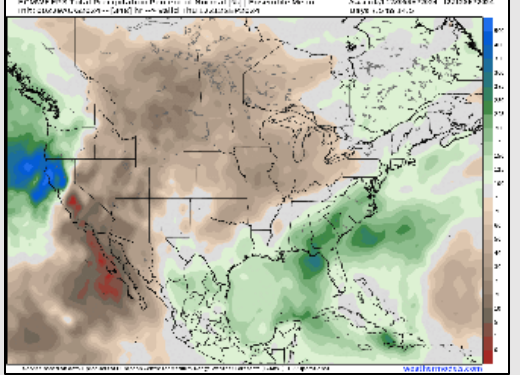
15-30 Day Temperature Departure



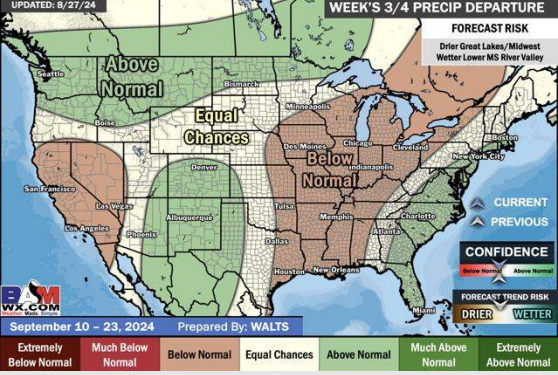
Next 7 Day Total Precipitation



8-14 Day % of Average Precip.



15-30 Day % of Average Precip.



- Temps are expected to be below normal for the week 1 timeframe. Scattered rain chances are expected daily through the next week.
- Slightly below normal temperatures are favored into week 2 with above average rain chances.
- Above normal temperatures and below average precipitation chances are expected for the weeks 3/4 timeframe. As we approach the beginning of September, Atlantic tropical activity looks to ramp up. We will be monitoring closely and providing updates as needed.